



SEP. 5 - 10

CHARLESTON COLISEUM &
CONVENTION CENTER
CHARLESTON, WV




FINAL BULLETIN 7
10-09-2023







FINAL RANKING



1ST USA 

2ND CAN 

3TH CUB 

4TH DOM 

5TH MEX 

6TH PUR 

7TH SUR 



INDIVIDUAL AWARDS



MVP #11



Christenson Micah USA

BEST SPIKER



2 Lawrence Vidal PUR

2ND BEST SPIKER



7 Maar Stephen CAN

BEST BLOCKER



18 Elias Rodriguez PUR

2ND BEST BLOCKER



6 Demyanenko Danny CAN

BEST RECEIVER



22 Shoji Erik USA

BEST SERVER



18 Lopez Miguel CUB

BEST DIGGER



3 Bravo Hiram MEX

BEST SETTER



2 Herr Luke CAN

BEST LIBERO



3 Bravo Hiram MEX

BEST SCORER



2 Lawrence Vidal PUR

BEST OPPOSITE



14 Szwarc Arthur CAN



Competition Format and Match Schedule

Calendario y Formato de Competencia

GROUP-A														
No.	Date	Time	Teams		Set	Result per set (points)					Total	Time	Stats	
						1	2	3	4	5				
1	SEPTEMBER 5	15:00	CAN	vs	DOM	3-0	25-11	25-8	25-12			75-31	0:54	
5	SEPTEMBER 6	17:00	CAN	vs	MEX	3-0	25-18	25-18	25-20			75-56	1:08	
8	SEPTEMBER 7	17:00	DOM	vs	MEX	3-0	25-21	25-21	25-21			75-63	1:15	

GROUP-B														
No.	Date	Time	Teams		Set	Result per set (points)					Total	Time	Stats	
						1	2	3	4	5				
2	SEPTEMBER 5	17:00	CUB	vs	PUR	3-0	25-21	25-19	25-15			75-55	1:06	
3	SEPTEMBER 5	19:30	USA	vs	SUR	3-0	25-14	25-9	25-10			75-33	0:54	
4	SEPTEMBER 6	15:00	SUR	vs	CUB	0-3	11-25	19-25	23-25			53-75	1:11	
6	SEPTEMBER 6	19:30	PUR	vs	USA	0-3	14-25	18-25	12-25			44-75	0:57	
7	SEPTEMBER 7	15:00	SUR	vs	PUR	0-3	22-25	15-25	21-25			58-75	1:08	
9	SEPTEMBER 7	19:30	USA	vs	CUB	3-2	25-22	25-17	24-26	22-25	15-12	111-102	1:56	

QUARTERFINALS														
No.	Date	Time	Teams		Set	Result per set (points)					Total	Time	Stats	
						1	2	3	4	5				
10	SEPTEMBER 8	17:00	2nd B (CUB)	vs	3rd A (MEX)	3-0	25-20	25-15	25-23			75-58	1:22	
11	SEPTEMBER 8	19:30	2nd A (DOM)	vs	3rd B (PUR)	3-0	25-19	25-21	32-30			82-70	1:25	

CLASSIFICATIONS 5/7														
No.	Date	Time	Teams		Set	Result per set (points)					Total	Time	Stats	
						1	2	3	4	5				
12	SEPTEMBER 9	15:00	Loser 10 (MEX)	vs	Loser 11 (PUR)	3-1	25-22	27-29	25-20	25-20		102-91	1:42	

SEMIFINALS														
No.	Date	Time	Teams		Set	Result per set (points)					Total	Time	Stats	
						1	2	3	4	5				
14	SEPTEMBER 9	17:00	1st B (USA)	vs	Winner of M10* (or M11) (DOM)	3-0	25-22	25-12	25-14			75-48	1:07	
13	SEPTEMBER 9	19:30	1st A (CAN)	vs	Winner of M11* (or M10) (CUB)	3-2	18-25	25-21	25-17	24-26	15-13	107-102	2:02	

CLASSIFICATIONS 6/7														
No.	Date	Time	Teams		Set	Result per set (points)					Total	Time	Stats	
						1	2	3	4	5				
15	SEPTEMBER 10	15:00	Loser of M12 (PUR)	vs	4TH B (SUR)	3-1	25-11	21-25	25-19	25-14		96-69	1:31	

FINALS														
No.	Date	Time	Teams		Set	Result per set (points)					Total	Time	Stats	
						1	2	3	4	5				
16	SEPTEMBER 10	17:00	Loser of M13 (CUB)	vs	Loser of M14 (DOM)	3-0	25-15	25-14	25-16			75-45	0:56	
17	SEPTEMBER 10	19:30	Winner of M13 (CAN)	vs	Winner of M14 (USA)	0-3	20-25	14-25	22-25			56-75	1:16	

*NOTE1: For the Classification, Quarterfinal and Semifinal Rounds, according to the FIVB General Competition Regulations, it must be avoided that teams from the same group play each other.



Men's Norceca Continental Championship 2023

P-4 Collated results & ranking

Results as of 10 September 2023



MATCHES RESULTS

Pool A

No	Date	Teams	Set	Result per set (points)					Total Points	Duration	Spectators
				1	2	3	4	5			
1	05-Sep-2023	CAN - DOM	3-0	25-11	25-8	25-12			75-31	1:03	200
5	06-Sep-2023	CAN - MEX	3-0	25-18	25-18	25-20			75-56	1:20	200
8	07-Sep-2023	DOM - MEX	3-0	25-21	25-21	25-21			75-63	1:22	150

Pool B

No	Date	Teams	Set	Result per set (points)					Total Points	Duration	Spectators
				1	2	3	4	5			
2	05-Sep-2023	CUB - PUR	3-0	25-21	25-19	25-15			75-55	1:13	231
3	05-Sep-2023	USA - SUR	3-0	25-14	25-9	25-10			75-33	1:01	500
4	06-Sep-2023	SUR - CUB	0-3	11-25	19-25	23-25			53-75	1:17	117
6	06-Sep-2023	PUR - USA	0-3	14-25	18-25	12-25			44-75	1:04	312
7	07-Sep-2023	SUR - PUR	0-3	22-25	15-25	21-25			58-75	1:15	117
9	07-Sep-2023	USA - CUB	3-2	25-22	25-17	24-26	22-25	15-12	111-102	2:11	416

Quarterfinals

No	Date	Teams	Set	Result per set (points)					Total Points	Duration	Spectators
				1	2	3	4	5			
10	08-Sep-2023	CUB - MEX	3-0	25-20	25-15	25-23			75-58	1:18	219
11	08-Sep-2023	DOM - PUR	3-0	25-19	25-21	32-30			82-70	1:31	325

Final 5

No	Date	Teams	Set	Result per set (points)					Total Points	Duration	Spectators
				1	2	3	4	5			
12	09-Sep-2023	MEX - PUR	3-1	25-22	27-29	25-20	25-20		102-91	1:52	521

Semifinals

No	Date	Teams	Set	Result per set (points)					Total Points	Duration	Spectators
				1	2	3	4	5			
13	09-Sep-2023	CAN - CUB	3-2	18-25	25-21	25-17	24-26	15-13	107-102	2:17	578
14	09-Sep-2023	USA - DOM	3-0	25-22	25-12	25-14			75-48	1:14	842

Final 6-7

No	Date	Teams	Set	Result per set (points)					Total Points	Duration	Spectators
				1	2	3	4	5			
15	10-Sep-2023	PUR - SUR	3-1	25-11	21-25	25-19	25-14		96-69	1:41	272

MIKASA

MIKASA

MIKASA



Men's Norceca Continental Championship 2023

P-4 Collated results & ranking
Results as of 10 September 2023



Final 3-4

No	Date	Teams	Set	Result per set (points)					Total Points	Duration	Spectators
				1	2	3	4	5			
16	10-Sep-2023	CUB - DOM	3-0	25-15	25-14	25-16			75-45	1:03	807

Final 1-2

No	Date	Teams	Set	Result per set (points)					Total Points	Duration	Spectators
				1	2	3	4	5			
17	10-Sep-2023	CAN - USA	0-3	20-25	14-25	22-25			56-75	1:23	1127

TEAM RANKING

Pool A

Rk	Code	Team	Matches			Pts	Results details						Sets			Points		
			W	L	T		3-0	3-1	3-2	2-3	1-3	0-3	W	L	Ratio	W	L	Ratio
1	CAN	Canada	2	0	2	10	2	0	0	0	0	0	6	0	MAX	150	87	1.724
2	DOM	Dominican Republic	1	1	2	5	1	0	0	0	0	1	3	3	1.000	106	138	0.768
3	MEX	Mexico	0	2	2	0	0	0	0	0	2	0	6	0.000	119	150	0.793	

Pool B

Rk	Code	Team	Matches			Pts	Results details						Sets			Points		
			W	L	T		3-0	3-1	3-2	2-3	1-3	0-3	W	L	Ratio	W	L	Ratio
1	USA	USA	3	0	3	13	2	0	1	0	0	0	9	2	4.500	261	179	1.458
2	CUB	Cuba	2	1	3	12	2	0	0	1	0	0	8	3	2.666	252	219	1.150
3	PUR	Puerto Rico	1	2	3	5	1	0	0	0	2	3	6	0.500	174	208	0.836	
4	SUR	Suriname	0	3	3	0	0	0	0	0	3	0	9	0.000	144	225	0.640	





Men's Norceca Continental Championship 2023



P-2 Match result
Final 6-7 (Places 6 and 7)

Match: 15 **Date:** 10/09/2023 **Spectators:** 272
City: Charleston, West Virginia
Hall: Charleston Coliseum & Convention Center
Match duration: **Start:** 15:00 **End:** 16:41 **Total:** 1:41

Teams	Sets	1	2	3	4	5	Total
PUR	3	25	21	25	25		96
SUR	1	11	25	19	14		69
Duration:		0:19	0:24	0:23	0:25		1:31

Referees: 1st: Pablo Mendoza Sanchez (MEX) 2nd: Nestor Bienvenido Mateo Perez (DOM)

PUR - Puerto Rico													
No	Name	Pos.	Line-up					Points by set					T.
			1	2	3	4	5	1	2	3	4	5	
2	Lawrence	OH	3	2	3	2		6	6	8	5		25
3	Hoyos (C) (L)	L	L	L	L								
4	Rivera	OP		16		16		1		1			2
5	Lamboy	MB		6					1				1
6	Rodriguez	S				8							
8	Huyke	S	2	1	2	1		2	1	2			5
12	Melendez	OH	6	5	6	5		3	2	2	3		10
16	Ellis	OP	5	4	5	4		5	1		2		8
18	Elias	MB	1		1	6		1		4	2		7
20	Albaladejo (L)	L	L		L	L							
21	Figueroa	MB	4	3	4	3		2	2	2	1		7
24	Rosich	OH				12					4		4

Coach: Oswald Antonetti Cameron
Assistant: Roman Rivera Felix Alejandro

SUR - Suriname													
No	Name	Pos.	Line-up					Points by set					T.
			1	2	3	4	5	1	2	3	4	5	
3	Lee A Leong	MB	6	1	6	1			3		1		4
4	Asimia	OH	5	6	5	6		3	5	3	3		14
6	Pinas	MB	3	4	3	4		1	4	1			6
7	Sporkslede (C)	OH	2	3	2	3		2	2	2	1		7
8	Schmeltz (L)	L	L	L	L	L							
9	Breinburg	OP	4	5	4	5		3	5	5	5		18
11	Mahabali	S	1	2		9							
12	Foe-A-Man	S	11	11	1	2							
13	Wijngaarde	OH	7			7							
14	Kruydenhof	MB				3							
17	Lesperans (L)	L	L	L	L	L							
18	Anakaba	OP				12							

Coach: CARLOS ORTA FELLOVE
Assistant: NABIBAKS LIONEL

TEAMS AND PLAYERS PERFORMANCES

Won Points	Total Atts	No	Name
59	109	Total Team	
24	38	2	Lawrence
10	21	12	Melendez
6	21	16	Ellis
6	41	Total Team	
3	10	18	Elias
2	4	8	Huyke
1	10	21	Figueroa
4	95	Total Team	
2	15	16	Ellis
1	16	2	Lawrence
1	8	18	Elias
27		Total Team	
96	245	Total Team	
25	60	2	Lawrence
10	38	12	Melendez
8	41	16	Ellis

Scoring Skills
Attack
Block
Serve
Opp. error
Total
Best scorers

Won Points	Total Atts	No	Name
41	99	Total Team	
16	34	9	Breinburg
11	21	4	Asimia
6	15	7	Sporkslede
7	51	Total Team	
3	12	4	Asimia
1	5	3	Lee A Leong
1	11	6	Pinas
1	70	Total Team	
1	14	9	Breinburg
0	7	3	Lee A Leong
0	9	4	Asimia
20		Total Team	
69	220	Total Team	
18	53	9	Breinburg
14	42	4	Asimia
7	40	7	Sporkslede

■ Starting line-up with position Atts = Attempts (C) = Captain MB = Middle blocker S = Setter
□ Substitute with shirt number Opp. = Opponent (L) / L = Libero OP = Opposite OH = Outside Hitter





Men's Norceca Continental Championship 2023



P-2 Match result
Final 3-4 (Places 3 and 4)

Match: 16 **Date:** 10/09/2023 **Spectators:** 807
City: Charleston, West Virginia
Hall: Charleston Coliseum & Convention Center
Match duration: **Start:** 17:00 **End:** 18:22 **Total:** 1:03

Teams	Sets	1	2	3	4	5	Total
CUB	3	25	25	25			75
DOM	0	15	14	16			45
Duration:		0:17	0:20	0:19			0:56

Referees: 1st: Devonie McLarty (USA) 2nd: Scott Dzewirz (CAN)

CUB - Cuba															
No	Name	Pos.	Line-up					Points by set					T.		
			1	2	3	4	5	1	2	3	4	5			
2	Mergarejo (C)	OH	17		5							5			5
3	Wilson	MB			5							1			1
5	Concepcion	MB	6	5	6				1	4	4				9
6	Thondike	S	1	6					5	1					6
7	Garcia (L)	L	L	L	L										
10	Gutierrez	OP			6	12				1	1				2
11	Taboada	S		12	1						1				1
12	Herrera	OP	4	3	4				3	1	3				7
16	Romero	OP													
17	Alonso	MB	3	2	3					2	3				5
18	Lopez	OH	2	1	2				7	5	4				16
22	Suarez	OH		23	18					2	1				3
23	Yant	OH	5	4					2	4					6
24	Gorguet (L)	L		L	L										

Coach: Jesus Angel Cruz Lopez
Assistant: Izquierdo Perez Mario Raul

DOM - Dominican Republic															
No	Name	Pos.	Line-up					Points by set					T.		
			1	2	3	4	5	1	2	3	4	5			
1	Tapia (C)	OP	4	4							3				3
2	Reinoso	OH	4	5	5							3			3
4	Hernandez	OH	5								1				1
5	Mieses (L)	L	L	L	L										
6	Figueroa	OP			4							4			4
8	Lopez	OH													
9	Pepen (L)	L													
10	Toribio	MB													
11	J.J.	S	18		18										
12	Almonte	OP	15	15	15										
14	Arredondo	S	1	1	1						1	1			2
15	Rosario	MB	6	6	6						1	1	1		3
18	Ortiz	MB	3	3	3						1	2			3
19	Cruz	OH	2	2	2						4	3	3		10

Coach: Jose Gutierrez Sanchez
Assistant: Mañon Torres José Dante Aristides

TEAMS AND PLAYERS PERFORMANCES

Won Points	Total Atts	No	Name
44	72	Total Team	
12	17	18	Lopez
7	14	12	Herrera
5	7	2	Mergarejo
11	42	Total Team	
4	16	5	Concepcion
2	4	6	Thondike
1	1	10	Gutierrez
6	73	Total Team	
3	12	18	Lopez
1	9	5	Concepcion
1	5	6	Thondike
14		Total Team	
75	187	Total Team	

Scoring Skills
Attack
Block
Serve
Opp. error
Total
Best scorers

Won Points	Total Atts	No	Name
28	81	Total Team	
10	24	19	Cruz
4	7	6	Figueroa
3	15	1	Tapia
0	22	Total Team	
0	1	1	Tapia
0	2	2	Reinoso
0	0	4	Hernandez
1	47	Total Team	
1	11	14	Arredondo
0	4	1	Tapia
0	8	2	Reinoso
16		Total Team	
45	150	Total Team	
10	33	19	Cruz
4	11	6	Figueroa
3	20	1	Tapia

■ Starting line-up with position Atts = Attempts (C) = Captain MB = Middle blocker S = Setter
□ Substitute with shirt number Opp. = Opponent (L) / L = Libero OP = Opposite OH = Outside Hitter





Men's Norceca Continental Championship 2023



P-2 Match result
Final 1-2 (Places 1 and 2)

Match: 17 **Date:** 10/09/2023 **Spectators:** 1,127
City: Charleston, West Virginia
Hall: Charleston Coliseum & Convention Center
Match duration: **Start:** 19:30 **End:** 20:53 **Total:** 1:23

Teams	Sets	1	2	3	4	5	Total
CAN	0	20	14	22			56
USA	3	25	25	25			75
Duration:		0:24	0:22	0:30			1:16

Referees: 1st: Hector Ortiz (PUR) 2nd: Ricardo Borroto Iglesias (CUB)

CAN - Canada															
No	Name	Pos.	Line-up					Points by set					T.		
			1	2	3	4	5	1	2	3	4	5			
1	Eshenko	MB		6		2						1			1
2	Herr	S	6	6								1			1
4	Hoag (C)	OH	1	1								3			3
6	Demyanenko	MB	2	2								1			1
7	Maar	OH	4	4	4							2	5	5	12
8	Walsh	S			14	6								1	1
12	Van Berkel	MB				16								2	2
13	Cooper	OH													
14	Szwarc	OP	3	3	3							4	2	2	8
16	Schnitzer	MB	5	5	5							2	1		3
18	Lui (L)	L	L	L	L										
20	Canham	OP	6	2										1	1
80	Loeppky	OH		4	1								3	2	5
97	Currie (L)	L													

Coach: Tuomas Sammellvuo
Assistant: Pereira Bravo Joao Paulo

USA - USA															
No	Name	Pos.	Line-up					Points by set					T.		
			1	2	3	4	5	1	2	3	4	5			
1	Anderson	OP	4	3	3							5	5	6	16
2	Russell	OH	2	1	1							4	3	4	11
4	Jendryk	MB													
6	McIntosh (L)	L													
8	Defalco	OH													
9	Hanes	OP													
11	Christenson (C)	S	1	6	6										
12	Holt	MB	3	2	2							5	1	1	7
14	Ma'a	S													
17	Jaeschke	OH	5	4	4							3	6	3	12
18	Muagututia	OH													
19	Averill	MB													
20	Smith	MB	6	5	5							2		4	6
22	E. Shoji (L)	L	L	L	L										

Coach: John Speraw
Assistant: Fuerbringer Matthew

TEAMS AND PLAYERS PERFORMANCES

Won Points	Total Atts	No	Name
31	73	Total Team	
10	26	7	Maar
8	17	14	Szwarc
5	8	80	Loeppky
3	29	Total Team	
1	6	7	Maar
1	2	12	Van Berkel
1	4	16	Schnitzer
4	58	Total Team	
2	8	4	Hoag
1	5	2	Herr
1	11	7	Maar
18		Total Team	
56	160	Total Team	

12	43	7	Maar
8	29	14	Szwarc
5	14	80	Loeppky

Scoring Skills	Won Points	Total Atts	No	Name
Attack	44	76	Total Team	
	12	17	1	Anderson
	12	22	17	Jaeschke
	9	16	2	Russell
Block	5	39	Total Team	
	2	5	1	Anderson
	2	7	12	Holt
	1	6	2	Russell
Serve	3	73	Total Team	
	2	14	1	Anderson
	1	14	2	Russell
	0	0	4	Jendryk
Opp. error Total	23		Total Team	
	75	188	Total Team	
Best scorers	16	36	1	Anderson
	12	40	17	Jaeschke
	11	36	2	Russell

■ Starting line-up with position Atts = Attempts (C) = Captain MB = Middle blocker S = Setter
□ Substitute with shirt number Opp. = Opponent (L) / L = Libero OP = Opposite OH = Outside Hitter





Men's Norceca Continental Championship 2023

P-5 Players ranking by skills

All matches



Best Scorers

Rk	No	Name	Pos.	Team	Attack	Block	Serve	Total
1	2	Lawrence Vidal Klistan	OH	PUR	83	0	8	91
2	7	Maar Stephen Timothy	OH	CAN	55	6	4	65
	19	Hernandez Baca Luis David	OP	MEX	56	7	2	65
4	16	Ellis Carballo Jamal	OP	PUR	57	2	4	63
5	23	Yant Herrera Marlon	OH	CUB	51	8	2	61
6	18	Lopez Castro Miguel Angel	OH	CUB	41	3	15	59
7	19	Cruz Cepin Hector Alexis	OH	DOM	50	4	2	56
8	12	Herrera Jaime Jesus	OP	CUB	48	2	4	54
9	14	Szwarc Arthur	OP	CAN	40	4	5	49
10	18	Elias Rodriguez Antonio	MB	PUR	24	19	5	48
11	5	Concepcion Rojas Javier Octavio	MB	CUB	35	10	1	46
12	9	Breinburg Zefanio	OP	SUR	39	2	1	42
13	17	Alonso Arce Roamy Raul	MB	CUB	29	10	1	40
14	6	Lopez Rios Josue De Jesus	OH	MEX	32	5	1	38
	8	Defalco Torey	OH	USA	29	7	2	38
16	1	Anderson Matthew	OP	USA	29	4	4	37
17	2	Mergarejo Hernandez Osniel Lazaro	OH	CUB	29	3	4	36
18	2	Russell Aaron	OH	USA	30	3	2	35
19	17	Jaeschke Thomas	OH	USA	28	1	3	32
20	1	Tapia Santana Henry Omar	OP	DOM	26	3	2	31
	3	Hoyos Omar	L	PUR	29	1	1	31
22	18	Ortiz Valdez Moises Alexander	MB	DOM	19	5	5	29
	7	Sporkslede Keven	OH	SUR	27	2	0	29
	9	Hanes Jake	OP	USA	28	0	1	29
25	6	Demyanenko Danny	MB	CAN	16	10	2	28
	8	Lopez Capellan Henry Antonio	OH	DOM	27	1	0	28
	18	Sanay Heredia Yasutaka	OH	MEX	28	0	0	28
28	4	Asimia Ethan	OH	SUR	19	4	4	27
	18	Muagututia Garrett	OH	USA	22	1	4	27
30	16	Schnitzer Jordan	MB	CAN	17	7	1	25
	80	Loeppky Eric	OH	CAN	20	2	3	25
	6	Pinas David	MB	SUR	19	6	0	25
33	22	Gutierrez Suarez Jose Miguel	OH	CUB	16	3	5	24
34	5	Parra Valenzuela Victor Manuel	MB	MEX	17	5	1	23
	4	Jendryk II Jeffrey	MB	USA	18	5	0	23
	12	Holt Maxwell	MB	USA	15	5	3	23
	19	Averill Taylor	MB	USA	15	6	2	23
38	4	Hoag Nicholas	OH	CAN	13	2	5	20
39	12	Melendez Watts Axel Gabriel	OH	PUR	16	0	3	19
40	3	Lee A Leong Anfernee	MB	SUR	13	5	0	18
	20	Smith David	MB	USA	13	4	1	18
42	21	Figueroa Torrens Janluar	MB	PUR	11	5	1	17
43	15	Rosario Adames Luther Hadasher	MB	DOM	10	5	0	15
44	3	Wilson Velazquez Alexis	MB	CUB	12	1	1	14
45	6	Thondike Mejias Christian Manuel	S	CUB	4	6	3	13
46	4	Hernandez Wilfrido	OH	DOM	11	1	0	12
47	16	Romero Gonzalez Jose Carlos	OP	CUB	10	0	1	11
	6	Figueroa Lantigua Adrian Jose	OP	DOM	11	0	0	11
	2	Hernández Cabrera Jorge Ariel	OH	MEX	10	1	0	11
	11	Lopez Rios Brandon Gabriel	MB	MEX	10	1	0	11
Total tournament					1,386	226	139	1,751





Men's Norceca Continental Championship 2023

P-5 Players ranking by skills

All matches



Best Attackers

Limit: 15.00%

Rk	No	Name	Pos.	Team	Attacks	Faults	Shots	Total Attempts	Succ. %
1	2	Lawrence Vidal Klistan	OH	PUR	83	21	44	148	56.08
2	7	Maar Stephen Timothy	OH	CAN	55	12	37	104	52.88
3	23	Yant Herrera Marlon	OH	CUB	51	16	30	97	52.58
4	18	Lopez Castro Miguel Angel	OH	CUB	41	12	27	80	51.25
5	14	Szwarc Arthur	OP	CAN	40	16	24	80	50.00
6	6	Lopez Rios Josue De Jesus	OH	MEX	32	15	19	66	48.48
7	12	Herrera Jaime Jesus	OP	CUB	48	25	27	100	48.00
8	19	Hernandez Baca Luis David	OP	MEX	56	24	38	118	47.46
9	9	Breinburg Zefanio	OP	SUR	39	17	33	89	43.82
10	7	Sporkslede Keven	OH	SUR	27	13	22	62	43.55
Total tournament					1,386	454	976	2,816	49.22



Best Blockers

Rk	No	Name	Pos.	Team	Kill Blocks	Faults	Rebounds	Total Attempts	Avg. by set
1	18	Elias Rodriguez Antonio	MB	PUR	19	28	16	63	0.95
2	6	Demyanenko Danny	MB	CAN	10	9	9	28	0.71
3	19	Hernandez Baca Luis David	OP	MEX	7	8	12	27	0.54
4	16	Schnitzer Jordan	MB	CAN	7	11	11	29	0.50
5	6	Pinas David	MB	SUR	6	19	7	32	0.46
6	5	Concepcion Rojas Javier Octavio	MB	CUB	10	25	21	56	0.45
7	17	Alonso Arce Roamy Raul	MB	CUB	10	20	19	49	0.45
8	7	Maar Stephen Timothy	OH	CAN	6	10	7	23	0.43
9	8	Defalco Torey	OH	USA	7	6	5	18	0.41
10	5	Parra Valenzuela Victor Manuel	MB	MEX	5	12	11	28	0.38
Total tournament					226	587	451	1,264	1.98



Best Servers

Rk	No	Name	Pos.	Team	Aces	Faults	Serve Hits	Total Attempts	Avg. by set
1	18	Lopez Castro Miguel Angel	OH	CUB	15	16	52	83	0.68
2	2	Lawrence Vidal Klistan	OH	PUR	8	19	49	76	0.40
3	2	Herr Luke	S	CAN	5	8	28	41	0.36
4	4	Hoag Nicholas	OH	CAN	5	7	24	36	0.36
5	14	Szwarc Arthur	OP	CAN	5	13	33	51	0.36
6	18	Ortiz Valdez Moises Alexander	MB	DOM	5	9	23	37	0.33
7	4	Asimia Ethan	OH	SUR	4	9	23	36	0.31
8	7	Maar Stephen Timothy	OH	CAN	4	9	33	46	0.29
9	18	Elias Rodriguez Antonio	MB	PUR	5	11	42	58	0.25
10	1	Anderson Matthew	OP	USA	4	11	24	39	0.24
Total tournament					139	415	1,878	2,432	1.22





Men's Norceca Continental Championship 2023

P-5 Players ranking by skills

All matches



Best Diggers

Rk	No	Name	Pos.	Team	Digs	Faults	Receptions	Total Attempts	Avg. by set
1	3	Bravo Moreno Hiram Said	L	MEX	32	19	9	60	2.46
2	18	Lui Justin	L	CAN	32	21	4	57	2.29
3	20	Albaladejo Morales Fernand Joniel	L	PUR	45	22	6	73	2.25
4	7	Garcia Alvarez Yonder Roman	L	CUB	45	23	3	71	2.05
5	22	Shoji Erik	L	USA	30	9	3	42	1.76
6	5	Mieses Feliz Enger Miguel	L	DOM	26	26	2	54	1.73
7	14	Arredondo Severino Francisco Argelis	S	DOM	24	15	1	40	1.60
8	7	Maar Stephen Timothy	OH	CAN	21	4	4	29	1.50
	2	Lawrence Vidal Klistan	OH	PUR	30	17	5	52	1.50
10	7	Sporkslede Keven	OH	SUR	19	10	6	35	1.46
Total tournament					990	613	150	1,753	8.68



Best Setters

Rk	No	Name	Pos.	Team	Running Sets	Faults	Still Sets	Total Attempts	Avg. by set
1	2	Herr Luke	S	CAN	75	0	168	243	5.36
2	11	Christenson Micah	S	USA	66	0	138	204	3.88
3	14	Arredondo Severino Francisco Argelis	S	DOM	44	1	295	340	2.93
4	8	Mendoza Burgueño Edgar Alejandro	S	MEX	38	0	133	171	2.92
5	6	Rodriguez Kevin Joel	S	PUR	58	1	213	272	2.90
6	6	Thondike Mejias Christian Manuel	S	CUB	61	1	198	260	2.77
7	11	Taboada Diaz Lyvan	S	CUB	59	2	129	190	2.68
8	14	Ma'a Micah	S	USA	36	1	74	111	2.12
9	8	Huyke Calderon Sebastian Miguel	S	PUR	33	2	134	169	1.65
10	11	Mahabali Leonel	S	SUR	20	5	176	201	1.54
Total tournament					535	28	2,229	2,792	4.69



Best Receivers

Limit: 20.00%

Rk	No	Name	Pos.	Team	Excellents	Faults	Serve Receptions	Total Attempts	Eff. %
1	22	Shoji Erik	L	USA	27	0	23	50	54.00
2	7	Maar Stephen Timothy	OH	CAN	29	1	28	58	48.28
3	18	Lopez Castro Miguel Angel	OH	CUB	34	4	47	85	35.29
4	20	Albaladejo Morales Fernand Joniel	L	PUR	43	6	62	111	33.33
5	3	Bravo Moreno Hiram Said	L	MEX	31	6	41	78	32.05
6	8	Lopez Capellan Henry Antonio	OH	DOM	22	1	44	67	31.34
7	6	Lopez Rios Josue De Jesus	OH	MEX	28	5	41	74	31.08
8	5	Mieses Feliz Enger Miguel	L	DOM	27	4	50	81	28.40
9	18	Lui Justin	L	CAN	21	3	47	71	25.35
10	7	Garcia Alvarez Yonder Roman	L	CUB	33	10	48	91	25.27
Total tournament					636	135	1,242	2,013	24.89





Men's Norceca Continental Championship 2023

P-5 Players ranking by skills

All matches



Best Liberos

Rk	No	Name	Pos.	Team	Excellents	Faults	In Play	Total Attempts	Avg. by set
1	3	Bravo Moreno Hiram Said	L	MEX	63	25	50	138	4.85
2	20	Albaladejo Morales Fernand Joniel	L	PUR	88	28	68	184	4.40
3	18	Lui Justin	L	CAN	53	24	51	128	3.79
4	7	Garcia Alvarez Yonder Roman	L	CUB	78	33	51	162	3.55
5	5	Mieses Feliz Enger Miguel	L	DOM	53	30	52	135	3.53
6	22	Shoji Erik	L	USA	57	9	26	92	3.35
7	8	Schmeltz Anferney	L	SUR	33	15	71	119	2.54
8	24	Gorguet Salas Alain	L	CUB	19	10	12	41	0.86
9	6	McIntosh Timothy	L	USA	14	4	6	24	0.82
10	17	Lesperans Jason	L	SUR	4	15	1	20	0.31
Total tournament					463	200	389	1,052	4.06





Men's Norceca Continental Championship 2023

[P-6] Teams ranking by skills

All matches



Best Scorers

Rk	Team	Attack	Block	Serve	Total
1	CUB Cuba	283	52	39	374
2	PUR Puerto Rico	244	33	24	301
3	USA USA	232	39	27	298
4	CAN Canada	178	36	26	240
5	MEX Mexico	168	24	5	197
6	DOM Dominican Republic	158	22	12	192
7	SUR Suriname	123	20	6	149
Total tournament		1,386	226	139	1,751



Best Attackers

Limit: 15.00%

Rk	Team	Attacks	Faults	Shots	Total Attempts	Succ. %
1	USA USA	232	29	118	379	61.21
2	CUB Cuba	283	79	155	517	54.74
3	CAN Canada	178	41	125	344	51.74
4	MEX Mexico	168	64	112	344	48.84
5	PUR Puerto Rico	244	95	194	533	45.78
6	SUR Suriname	123	60	105	288	42.71
7	DOM Dominican Republic	158	86	167	411	38.44
Total tournament		1,386	454	976	2,816	49.22



Best Blockers

Rk	Team	Kill Blocks	Faults	Rebounds	Total Attempts	Avg. by set
1	CAN Canada	36	67	55	158	2.57
2	CUB Cuba	52	111	92	255	2.36
3	USA USA	39	69	75	183	2.29
4	MEX Mexico	24	65	61	150	1.85
5	PUR Puerto Rico	33	121	60	214	1.65
6	SUR Suriname	20	72	38	130	1.54
7	DOM Dominican Republic	22	82	70	174	1.47
Total tournament		226	587	451	1,264	1.98





Men's Norceca Continental Championship 2023

P-6 Teams ranking by skills

All matches



Best Servers

Rk	Team	Aces	Faults	Serve Hits	Total Attempts	Avg. by set
1	CAN Canada	26	70	216	312	1.86
2	CUB Cuba	39	81	379	499	1.77
3	USA USA	27	83	293	403	1.59
4	PUR Puerto Rico	24	67	342	433	1.20
5	DOM Dominican Republic	12	41	230	283	0.80
6	SUR Suriname	6	31	183	220	0.46
7	MEX Mexico	5	42	235	282	0.38
Total tournament		139	415	1,878	2,432	1.22



Best Diggers

Rk	Team	Digs	Faults	Receptions	Total Attempts	Avg. by set
1	CAN Canada	134	64	20	218	9.57
2	MEX Mexico	123	89	33	245	9.46
3	USA USA	160	61	17	238	9.41
4	PUR Puerto Rico	184	107	22	313	9.20
5	DOM Dominican Republic	132	84	15	231	8.80
6	CUB Cuba	191	112	17	320	8.68
7	SUR Suriname	66	96	26	188	5.08
Total tournament		990	613	150	1,753	8.68



Best Setters

Rk	Team	Running Sets	Faults	Still Sets	Total Attempts	Avg. by set
1	CAN Canada	88	0	254	342	6.29
2	USA USA	104	3	257	364	6.12
3	CUB Cuba	122	3	387	512	5.55
4	PUR Puerto Rico	94	7	412	513	4.70
5	MEX Mexico	54	3	291	348	4.15
6	DOM Dominican Republic	44	4	361	409	2.93
7	SUR Suriname	29	8	267	304	2.23
Total tournament		535	28	2,229	2,792	4.69





Men's Norceca Continental Championship 2023

P-6 Teams ranking by skills

All matches



Best Receivers

Limit: 20.00%

Rk	Team	Excellents	Faults	Serve Receptions	Total Attempts	Eff. %
1	USA USA	86	13	126	225	32.44
2	CUB Cuba	126	21	211	358	29.33
3	CAN Canada	71	11	145	227	26.43
4	MEX Mexico	88	23	142	253	25.69
5	PUR Puerto Rico	115	24	244	383	23.76
6	DOM Dominican Republic	91	21	183	295	23.73
7	SUR Suriname	59	22	191	272	13.60
Total tournament		636	135	1,242	2,013	24.89



Best Liberos

Rk	Team	Excellents	Faults	In Play	Total Attempts	Avg. by set
1	MEX Mexico	63	25	50	138	4.85
2	PUR Puerto Rico	89	35	69	193	4.45
3	CUB Cuba	97	43	63	203	4.41
4	USA USA	71	13	32	116	4.18
5	CAN Canada	53	24	51	128	3.79
6	DOM Dominican Republic	53	30	52	135	3.53
7	SUR Suriname	37	30	72	139	2.85
Total tournament		463	200	389	1,052	4.06





SEPT. 5-10

CHARLESTON COLISEUM &
CONVENTION CENTER
CHARLESTON, WV

USA Wins NORCECA Gold for the First Time Since 2017

CHARLESTON, W.Va., USA (Sept. 10, 2023) – The United States took the gold medal at the NORCECA Men's Continental Championship for the first time since 2017 when it beat Canada 3-0 (25-20, 25-14, 25-22) on Sunday at the Charleston Coliseum and Convention Center.

The United States finished the tournament undefeated at 5-0. Canada (3-1) took the silver medal.

The U.S. led the match in attacks (44-31) and blocks (5-3) and scored 23 points on Canada's errors while committing 18. Canada held the edge in aces (4-3).

U.S. opposite Matt Anderson led all scorers with 16 points on 12 attacks, two blocks and two aces. Outside hitter Thomas Jaeschke added 12 points on 12 attacks. Aaron Russell totaled 11 points on nine attacks, one block and one ace.

Outside hitter Stephen Maar paced Canada with 12 points on 10 attacks, one block and one ace.

Cuba cruised to the bronze medal win over the Dominican Republic, 3-0 (25-15, 25-14, 25-16).

Individual Awards

MVP, Micah Christenson (USA)

1st Best Spiker, Lawrence Vidal (PUR)

2nd Best Spiker, Stephen Maar (CAN)

1st Best Blocker, Elias Rodriguez (PUR)

2nd Best Blocker, Danny Demyanenko (CAN)

Best Setter, Luke Herr (CAN)

Best Opposite, Arthur Szwarc (CAN)

Best Libero, Hiram Bravo (MEX)

Best Receiver, Erik Shoji (USA)

Best Server, Miguel Lopez (CUB)

Best Digger, Hiram Bravo (MEX)

Best Scorer, Lawrence Vidal (PUR)





SEPT. 5-10

CHARLESTON COLISEUM &
CONVENTION CENTER
CHARLESTON, WV

Cuba 3, Dominican Republic 0

Cuba cruised to the bronze medal win over the Dominican Republic, 3-0 (25-15, 25-14, 25-16) on Sunday. Cuba finished the tournament at 4-1. The Dominican Republic (2-3) placed fourth. Cuba led in attacks (44-28), blocks (11-0) and aces (6-1). The Dominican Republic scored 16 points on Cuba's errors and committed 14. Cuba's outside hitter Miguel Angel Lopez led all scorers with 16 points on a match-high 12 attacks, three blocks and one ace. Middle blocker Javier Concepcion added nine points on a match-high four blocks, four attacks and one ace. Outside hitter Hector Cruz led the Dominican Republic with 10 points on 10 attacks.

Puerto Rico 3, Suriname 1

Suriname met its goal of winning a set and Puerto Rico finished the tournament with victory on Sunday. Puerto Rico beat Suriname 3-1 (25-11, 21-25, 25-19, 25-14) to finish the tournament in sixth place at 2-4. Suriname (0-4) finished seventh. Puerto Rico led in attacks (59-41) and aces (4-1) and scored 27 points on Suriname errors while committing 20 of its own. Puerto Rico's Klistan Lawrence led all scorers with 25 points on a match-high 24 attacks and one ace. Outside hitter Axel Melendez added 10 points on 10 attacks. Opposite Zefanio Breinburg paced Suriname with 18 points on 16 attacks, one block and one ace. Outside hitter Ethan Asimia added 14 points on 11 attacks and a team-high three blocks.

Estados Unidos Gana el Oro NORCECA por Primera Vez Desde 2017

CHARLESTON, West Virginia, Estados Unidos (10 de septiembre de 2023) - Estados Unidos se llevó la medalla de oro del Campeonato Continental NORCECA Masculino por primera vez desde 2017 cuando venció a Canadá 3-0 (25-20, 25-14, 25-22) el domingo en el Coliseo y Centro de Convenciones Charleston.

Estados Unidos terminó el torneo invicto con un récord de 5-0. Canadá (3-1) obtuvo la medalla de plata.

Estados Unidos lideró el partido en ataques (44-31) y bloqueos (5-3) y anotaron 23 puntos gracias a los errores de Canadá mientras cometían 18 errores. Canadá tuvo la ventaja en saques directos (4-3).

El opuesto de Estados Unidos, Matt Anderson, lideró a todos los anotadores con 16 puntos en 12 ataques, dos bloqueos y dos saques directos. El atacante de esquina Thomas Jaeschke agregó 12 puntos en 12 ataques. Aaron Russell sumó 11 puntos con nueve ataques, un bloqueo y un saque directo.

El jugador de esquina Stephen Maar lideró a Canadá con 12 puntos en 10 ataques, un bloqueo y un saque directo.





SEPT. 5-10

CHARLESTON COLISEUM &
CONVENTION CENTER
CHARLESTON, WV

Cuba ganó fácilmente la medalla de bronce sobre la República Dominicana, 3-0 (25-15, 25-14, 25-16).

Premios Individuales

MVP, Micah Christenson (USA)

1st Mejor Atacante, Lawrence Vidal (PUR)

2nd Mejor Atacante, Stephen Maar (CAN)

1st Mejor Bloqueo, Elias Rodriguez (PUR)

2nd Mejor Bloqueo, Danny Demyanenko (CAN)

Mejor Acomodador, Luke Herr (CAN)

Mejor Opuesto, Arthur Szwarc (CAN)

Mejor Libero, Hiram Bravo (MEX)

Mejor Receptor, Erik Shoji (USA)

Mejor Servicio, Miguel Lopez (CUB)

Mejor Defensa, Hiram Bravo (MEX)

Mejor Anotador, Lawrence Vidal (PUR)

Cuba 3, República Dominicana 0

Cuba ganó fácilmente la medalla de bronce sobre la República Dominicana, 3-0 (25-15, 25-14, 25-16) el domingo. Cuba terminó el torneo con un récord de 4-1. República Dominicana (2-3) quedó en cuarto lugar. Cuba lideró en ataques (44-28), bloqueos (11-0) y saques directos (6-1). República Dominicana anotó 16 puntos gracias a errores de Cuba y cometió 14. El atacante de esquina de Cuba, Miguel Ángel López, lideró a todos los anotadores con 16 puntos en 12 ataques, tres bloqueos y un saque directo. El central Javier Concepción agregó nueve puntos con cuatro bloqueos (la cifra más alta del partido), cuatro ataques y un saque directo. El atacante de esquina Héctor Cruz lideró a República Dominicana con 10 puntos en 10 ataques.

Puerto Rico 3, Surinam 1

Surinam logró su objetivo de ganar un set y Puerto Rico terminó el torneo con una victoria el domingo. Puerto Rico venció a Surinam 3-1 (25-11, 21-25, 25-19, 25-14) para terminar el torneo en sexto lugar con un récord de 2-4. Surinam (0-4) terminó en el séptimo lugar. Puerto Rico lideró en ataques (59-41) y saques directos (4-1) y anotó 27 puntos gracias a errores de Surinam mientras cometía 20 errores propios. Klistan Lawrence de Puerto Rico lideró a todos los anotadores con 25 puntos en 24 ataques y un saque directo. El atacante de esquina Axel Meléndez agregó 10 puntos en 10 ataques. Zefanio Breinburg, opuesto de Surinam, lideró a su equipo con 18 puntos en 16 ataques, un bloqueo y un saque directo. El atacante de esquina Ethan Asimia agregó 14 puntos en 11 ataques y tres bloqueos, la cifra más alta del equipo.

