



P-3 VOLLEYBALL • Match players ranking


IX Women's Panamerican Cup 2010

Group B




Match: 18 **Date:** 21/06/2010 **Spectators:** 118
City: Rosarito
Hall: Reforma
Match duration: Start: 18:17 End: 19:16 Total: 0:59

Teams	Sets	1	2	3	4	5	Total
USA	3	25	25	25			75
CRC	0	11	10	2			23
Set duration		0:18	0:20	0:15			0:53




USA • United States



Spike

Succ. %
Limit: 15.00%

Rk	No	Name	Spikes	Faults	Shots	Total Attempts	Note
1	1	Nnamani Ogonna	13	-	4	17	76.47
2	11	Larson Jordan	8	1	9	18	44.44
3	8	Barboza Cynthia	7	1	18	26	26.92
-	16	Akinradewo Foluke	7	-	4	11	
-	3	Harmotto Christa	1	1	1	3	
-	7	Bown Heather	1	-	1	2	
-	2	Glass Alisha	-	-	1	1	
-	5	Sykora Stacy	-	-	-	-	
-	6	Miyashiro Tamari	-	-	-	-	
-	12	Metcalf Nancy	-	-	-	-	
-	15	Thompson Courtney	-	-	-	-	
-	18	Hodge Megan	-	-	-	-	
Others			-	-	-	-	
Total Team			37	3	38	78	47.44



Block

Avg. by set

Rk	No	Name	Kill Blocks	Faults	Rebounds	Total Attempts	Note
1	16	Akinradewo Foluke	5	1	6	12	1.67
1	1	Nnamani Ogonna	5	2	7	14	1.67
3	3	Harmotto Christa	2	-	-	2	0.67
3	8	Barboza Cynthia	2	1	2	5	0.67
5	11	Larson Jordan	1	1	4	6	0.33
-	2	Glass Alisha	-	-	-	-	
-	5	Sykora Stacy	-	-	-	-	
-	6	Miyashiro Tamari	-	-	-	-	
-	15	Thompson Courtney	-	-	-	-	
-	18	Hodge Megan	-	-	-	-	
-	7	Bown Heather	-	1	1	2	
-	12	Metcalf Nancy	-	1	-	1	
Others			-	-	-	-	
Total Team			15	7	20	42	5.00





P-3 VOLLEYBALL • Match players ranking


IX Women's Panamerican Cup 2010

Group B




Match: 18 **Date:** 21/06/2010 **Spectators:** 118
City: Rosarito
Hall: Reforma
Match duration: Start: 18:17 End: 19:16 Total: 0:59

Teams	Sets	1	2	3	4	5	Total
USA	3	25	25	25			75
CRC	0	11	10	2			23
Set duration		0:18	0:20	0:15			0:53



USA • United States

Rk	No	Name	Aces	Faults	Serve Hits	Total Attempts	Note
1	11	Larson Jordan	3	1	17	21	1.00
2	15	Thompson Courtney	2	-	13	15	0.67
3	1	Nnamani Ogonna	1	-	7	8	0.33
3	16	Akinradewo Foluke	1	-	10	11	0.33
-	3	Harmotto Christa	-	-	1	1	
-	5	Sykora Stacy	-	-	-	-	
-	6	Miyashiro Tamari	-	-	-	-	
-	7	Bown Heather	-	-	2	2	
-	12	Metcalf Nancy	-	-	-	-	
-	18	Hodge Megan	-	-	-	-	
-	2	Glass Alisha	-	1	12	13	
-	8	Barboza Cyinthia	-	1	1	2	
Others			-	-	-	-	
Total Team			7	3	63	73	2.33




Serve

Avg. by set

Team	Opponent errors & Team faults	Aces	Faults	Serve Hits	Total Attempts	Note
	Opponent errors & Team faults	16	1		17	

Rk	No	Name	Digs	Faults	Receptions	Total Attempts	Note
1	11	Larson Jordan	9	1	7	17	3.00
2	6	Miyashiro Tamari	7	1	13	21	2.33
2	8	Barboza Cyinthia	7	2	6	15	2.33
4	1	Nnamani Ogonna	2	-	2	4	0.67
4	2	Glass Alisha	2	1	3	6	0.67
6	16	Akinradewo Foluke	1	-	4	5	0.33
-	3	Harmotto Christa	-	-	2	2	
-	5	Sykora Stacy	-	-	-	-	
-	12	Metcalf Nancy	-	-	1	1	
-	15	Thompson Courtney	-	-	5	5	
-	18	Hodge Megan	-	-	-	-	
-	7	Bown Heather	-	1	-	1	
Others			-	-	-	-	
Total Team			28	6	43	77	9.33



Dig

Avg. by set





P-3 VOLLEYBALL • Match players ranking

IX Women's Panamerican Cup 2010

Group B



Match: 18 **Date:** 21/06/2010 **Spectators:** 118
City: Rosario
Hall: Reforma
Match duration: Start: 18:17 End: 19:16 Total: 0:59

Teams	Sets	1	2	3	4	5	Total
USA	3	25	25	25			75
CRC	0	11	10	2			23
Set duration		0:18	0:20	0:15			0:53




USA • United States



Set

Avg. by set

Rk	No	Name	Running Sets	Faults	Still Sets	Total Attempts	Note
1	2	Glass Alisha	13	-	30	43	4.33
2	15	Thompson Courtney	7	1	10	18	2.33
3	1	Nnamani Ogonna	1	-	2	3	0.33
3	11	Larson Jordan	1	-	1	2	0.33
-	5	Sykora Stacy	-	-	-	-	
-	6	Miyashiro Tamari	-	-	1	1	
-	7	Bown Heather	-	-	-	-	
-	8	Barboza Cyinthia	-	-	-	-	
-	12	Metcalf Nancy	-	-	1	1	
-	18	Hodge Megan	-	-	-	-	
-	3	Harmotto Christa	-	1	-	1	
-	16	Akinradewo Foluke	-	1	-	1	
Others			-	-	-	-	
Total Team			22	3	45	70	7.33



Reception

Eff.
Limit: 25.00%

Rk	No	Name	Excellents	Faults	Serve Receptions	Total Attempts	Note
1	11	Larson Jordan	7	-	2	9	8.0
2	6	Miyashiro Tamari	5	-	1	6	5.5
3	8	Barboza Cyinthia	3	-	2	5	4.0
4	1	Nnamani Ogonna	-	-	-	-	0.0
4	2	Glass Alisha	-	-	-	-	0.0
4	3	Harmotto Christa	-	-	-	-	0.0
4	5	Sykora Stacy	-	-	-	-	0.0
4	7	Bown Heather	-	-	-	-	0.0
4	12	Metcalf Nancy	-	-	-	-	0.0
4	15	Thompson Courtney	-	-	-	-	0.0
4	16	Akinradewo Foluke	-	-	-	-	0.0
4	18	Hodge Megan	-	-	-	-	0.0
Others			-	-	-	-	0.0
Total Team			15	-	5	20	17.5





P-3 VOLLEYBALL • Match players ranking

IX Women's Panamerican Cup 2010

Group B



Match: 18 **Date:** 21/06/2010 **Spectators:** 118
City: Rosarito
Hall: Reforma
Match duration: Start: 18:17 End: 19:16 Total: 0:59

Teams	Sets	1	2	3	4	5	Total
USA	3	25	25	25			75
CRC	0	11	10	2			23
Set duration		0:18	0:20	0:15			0:53



CRC • Costa Rica



Spike

Succ. %
Limit: 15.00%

Rk	No	Name	Spikes	Faults	Shots	Total Attempts	Note
1	14	Fonseca Avila Irene	5	5	14	24	20.83
2	16	Hines Cuza Mijal	5	8	27	40	12.50
-	1	Thompson Dionisia	1	1	5	7	
-	18	Conejo Ulloa Maria Fernanda	1	1	4	6	
-	11	Jimenez Corrales Kyara	1	-	3	4	
-	13	Piva Matarrita Tamara	-	1	3	4	
-	19	Jimenez Fallas Angelica	-	1	3	4	
-	3	Murillo Chavez Viviana	-	-	-	-	
-	7	Quesada Sequeira Mariela	-	-	-	-	
-	9	Willis Lindo Verania	-	-	-	-	
-	10	Ramirez Vargas Paola	-	-	-	-	
-	15	Araya Urbina Marcela	-	-	-	-	
Others			-	-	-	-	
Total Team			13	17	59	89	14.61



Block

Avg. by set

Rk	No	Name	Kill Blocks	Faults	Rebounds	Total Attempts	Note
1	19	Jimenez Fallas Angelica	1	4	5	10	0.33
-	3	Murillo Chavez Viviana	-	-	-	-	
-	7	Quesada Sequeira Mariela	-	-	-	-	
-	9	Willis Lindo Verania	-	-	-	-	
-	10	Ramirez Vargas Paola	-	-	-	-	
-	13	Piva Matarrita Tamara	-	-	-	-	
-	14	Fonseca Avila Irene	-	-	1	1	
-	15	Araya Urbina Marcela	-	-	-	-	
-	16	Hines Cuza Mijal	-	1	5	6	
-	1	Thompson Dionisia	-	2	7	9	
-	18	Conejo Ulloa Maria Fernanda	-	2	2	4	
-	11	Jimenez Corrales Kyara	-	1	-	1	
Others			-	-	-	-	
Total Team			1	10	20	31	0.33





P-3 VOLLEYBALL • Match players ranking

IX Women's Panamerican Cup 2010

Group B




Match: 18 **Date:** 21/06/2010 **Spectators:** 118
City: Rosarito
Hall: Reforma
Match duration: Start: 18:17 End: 19:16 Total: 0:59

Teams	Sets	1	2	3	4	5	Total
USA	3	25	25	25			75
CRC	0	11	10	2			23
Set duration		0:18	0:20	0:15			0:53



CRC • Costa Rica

Rk	No	Name	Aces	Faults	Serve Hits	Total Attempts	Note
-	3	Murillo Chavez Viviana	-	-	3	3	
-	7	Quesada Sequeira Mariela	-	-	-	-	
-	9	Willis Lindo Verania	-	-	-	-	
-	10	Ramirez Vargas Paola	-	-	-	-	
-	13	Piva Matarrita Tamara	-	-	2	2	
-	15	Araya Urbina Marcela	-	-	-	-	
-	18	Conejo Ulloa Maria Fernanda	-	-	5	5	
-	19	Jimenez Fallas Angelica	-	-	2	2	
-	1	Thompson Dionisia	-	2	5	7	
-	16	Hines Cuza Mijal	-	1	2	3	
-	14	Fonseca Avila Irene	-	1	1	2	
-	11	Jimenez Corrales Kyara	-	1	-	1	
Others			-	-	-	-	
Total Team			-	5	20	25	




Serve

Avg. by set

Team	Opponent errors & Team faults	Aces	Faults	Serve Hits	Total Attempts	Note
	Opponent errors & Team faults	9	7		16	

Rk	No	Name	Digs	Faults	Receptions	Total Attempts	Note
1	3	Murillo Chavez Viviana	3	2	7	12	1.00
1	15	Araya Urbina Marcela	3	12	14	29	1.00
3	1	Thompson Dionisia	2	2	3	7	0.67
3	16	Hines Cuza Mijal	2	4	3	9	0.67
5	18	Conejo Ulloa Maria Fernanda	1	1	1	3	0.33
-	7	Quesada Sequeira Mariela	-	-	-	-	
-	9	Willis Lindo Verania	-	-	-	-	
-	10	Ramirez Vargas Paola	-	-	-	-	
-	11	Jimenez Corrales Kyara	-	-	-	-	
-	14	Fonseca Avila Irene	-	6	9	15	
-	13	Piva Matarrita Tamara	-	1	1	2	
-	19	Jimenez Fallas Angelica	-	1	-	1	
Others			-	-	-	-	
Total Team			11	29	38	78	3.67



Dig

Avg. by set





P-3 VOLLEYBALL • Match players ranking

IX Women's Panamerican Cup 2010

Group B




Match: 18 **Date:** 21/06/2010 **Spectators:** 118
City: Rosario
Hall: Reforma
Match duration: Start: 18:17 End: 19:16 Total: 0:59

Teams	Sets	1	2	3	4	5	Total
USA	3	25	25	25			75
CRC	0	11	10	2			23
Set duration		0:18	0:20	0:15			0:53



CRC • Costa Rica


Rk	No	Name	Running Sets	Faults	Still Sets	Total Attempts	Note
1	18	Conejo Ulloa Maria Fernanda	1	-	-	1	0.33
-	3	Murillo Chavez Viviana	-	-	2	2	
-	7	Quesada Sequeira Mariela	-	-	-	-	
-	9	Willis Lindo Verania	-	-	-	-	
-	10	Ramirez Vargas Paola	-	-	-	-	
-	11	Jimenez Corrales Kyara	-	-	-	-	
-	13	Piva Matarrita Tamara	-	-	-	-	
-	14	Fonseca Avila Irene	-	-	5	5	
-	15	Araya Urbina Marcela	-	-	-	-	
-	16	Hines Cuza Mijal	-	-	3	3	
-	19	Jimenez Fallas Angelica	-	-	-	-	
-	1	Thompson Dionisia	-	1	69	70	
Others			-	-	-	-	
Total Team			1	1	79	81	0.33



Set

Avg. by set

Rk	No	Name	Excellents	Faults	Serve Receptions	Total Attempts	Note
1	14	Fonseca Avila Irene	11	-	8	19	15.0
2	16	Hines Cuza Mijal	8	3	10	21	10.0
3	15	Araya Urbina Marcela	5	-	5	10	7.5
4	3	Murillo Chavez Viviana	5	3	4	12	4.0
5	11	Jimenez Corrales Kyara	1	-	4	5	3.0
6	1	Thompson Dionisia	-	-	1	1	0.5
7	7	Quesada Sequeira Mariela	-	-	-	-	0.0
7	9	Willis Lindo Verania	-	-	-	-	0.0
7	10	Ramirez Vargas Paola	-	-	-	-	0.0
7	13	Piva Matarrita Tamara	-	-	-	-	0.0
7	18	Conejo Ulloa Maria Fernanda	-	-	-	-	0.0
7	19	Jimenez Fallas Angelica	-	-	-	-	0.0
Others			-	-	-	-	0.0
Total Team			30	6	32	68	40.0



Reception

Eff.
Limit: 25.00%

