



# P-3 VOLLEYBALL • Match players ranking




Men's Pan American Games, Guadalajara 2011  
Semifinals

**Match:** 17 **Date:** 28/10/2011 **Spectators:** 3,000  
**City:** Guadalajara, Mexico  
**Hall:** Complejo Panamericano de Voleibol  
**Match duration:** **Start:** 17:00 **End:** 18:52 **Total:** 1:52

| Teams               | Sets     | 1    | 2    | 3    | 4    | 5 | Total |
|---------------------|----------|------|------|------|------|---|-------|
| <b>BRA</b>          | <b>3</b> | 26   | 27   | 25   | 25   |   | 103   |
| <b>ARG</b>          | <b>1</b> | 28   | 25   | 22   | 15   |   | 90    |
| <b>Set duration</b> |          | 0:28 | 0:29 | 0:25 | 0:21 |   | 1:43  |




## BRA • Brazil



**Spike**

Succ. %  
Limit: 15.00%

| Rk                | No | Name                 | Spikes | Faults | Shots | Total Attempts | Note  |
|-------------------|----|----------------------|--------|--------|-------|----------------|-------|
| 1                 | 18 | De Souza Wallace     | 17     | 6      | 8     | 31             | 54.84 |
| 2                 | 7  | Alves Thiago         | 12     | 5      | 8     | 25             | 48.00 |
| -                 | 3  | Fonteles Luiz F.     | 4      | 6      | 5     | 15             |       |
| -                 | 12 | Russomanno Renato    | 7      | 2      | 5     | 14             |       |
| -                 | 16 | Carbonera Eder       | 5      | 1      | 7     | 13             |       |
| -                 | 2  | Endres Gustavo       | 5      | 1      | 5     | 11             |       |
| -                 | 14 | Martins Wallace      | 2      | 1      | 1     | 4              |       |
| -                 | 1  | Rezende Bruno        | 2      | -      | -     | 2              |       |
| -                 | 5  | Radke Murilo         | -      | -      | -     | -              |       |
| -                 | 6  | Borges Mauricio      | -      | -      | -     | -              |       |
| -                 | 11 | De Souza Mauricio L. | -      | -      | -     | -              |       |
| -                 | 19 | Da Silva Mario       | -      | -      | -     | -              |       |
| <b>Others</b>     |    |                      | -      | -      | -     | -              |       |
| <b>Total Team</b> |    |                      | 54     | 22     | 39    | 115            | 46.96 |



**Block**

Avg. by set

| Rk                | No | Name                 | Kill Blocks | Faults | Rebounds | Total Attempts | Note |
|-------------------|----|----------------------|-------------|--------|----------|----------------|------|
| 1                 | 18 | De Souza Wallace     | 3           | 4      | 2        | 9              | 0.75 |
| 2                 | 2  | Endres Gustavo       | 2           | 2      | 4        | 8              | 0.50 |
| 3                 | 16 | Carbonera Eder       | 1           | 8      | 12       | 21             | 0.25 |
| 3                 | 7  | Alves Thiago         | 1           | 4      | 3        | 8              | 0.25 |
| 3                 | 14 | Martins Wallace      | 1           | 2      | 1        | 4              | 0.25 |
| -                 | 5  | Radke Murilo         | -           | -      | -        | -              |      |
| -                 | 6  | Borges Mauricio      | -           | -      | -        | -              |      |
| -                 | 11 | De Souza Mauricio L. | -           | -      | -        | -              |      |
| -                 | 19 | Da Silva Mario       | -           | -      | -        | -              |      |
| -                 | 12 | Russomanno Renato    | -           | 1      | 2        | 3              |      |
| -                 | 1  | Rezende Bruno        | -           | 5      | 3        | 8              |      |
| -                 | 3  | Fonteles Luiz F.     | -           | 2      | 1        | 3              |      |
| <b>Others</b>     |    |                      | -           | -      | -        | -              |      |
| <b>Total Team</b> |    |                      | 8           | 28     | 28       | 64             | 2.00 |





# P-3 VOLLEYBALL • Match players ranking




Men's Pan American Games, Guadalajara 2011  
Semifinals

**Match:** 17 **Date:** 28/10/2011 **Spectators:** 3,000  
**City:** Guadalajara, Mexico  
**Hall:** Complejo Panamericano de Voleibol  
**Match duration:** **Start:** 17:00 **End:** 18:52 **Total:** 1:52

| Teams               | Sets     | 1    | 2    | 3    | 4    | 5 | Total |
|---------------------|----------|------|------|------|------|---|-------|
| <b>BRA</b>          | <b>3</b> | 26   | 27   | 25   | 25   |   | 103   |
| <b>ARG</b>          | <b>1</b> | 28   | 25   | 22   | 15   |   | 90    |
| <b>Set duration</b> |          | 0:28 | 0:29 | 0:25 | 0:21 |   | 1:43  |



## BRA • Brazil



**Serve**

Avg. by set

| Rk                | No | Name                 | Aces | Faults | Serve Hits | Total Attempts | Note |
|-------------------|----|----------------------|------|--------|------------|----------------|------|
| 1                 | 16 | Carbonera Eder       | 2    | 3      | 12         | 17             | 0.50 |
| 2                 | 12 | Russomanno Renato    | 1    | -      | 10         | 11             | 0.25 |
| 2                 | 2  | Endres Gustavo       | 1    | 3      | 13         | 17             | 0.25 |
| -                 | 5  | Radke Murilo         | -    | -      | 5          | 5              |      |
| -                 | 6  | Borges Mauricio      | -    | -      | -          | -              |      |
| -                 | 11 | De Souza Mauricio L. | -    | -      | -          | -              |      |
| -                 | 14 | Martins Wallace      | -    | -      | -          | -              |      |
| -                 | 19 | Da Silva Mario       | -    | -      | -          | -              |      |
| -                 | 1  | Rezende Bruno        | -    | 1      | 11         | 12             |      |
| -                 | 18 | De Souza Wallace     | -    | 3      | 13         | 16             |      |
| -                 | 7  | Alves Thiago         | -    | 4      | 10         | 14             |      |
| -                 | 3  | Fonteles Luiz F.     | -    | 4      | 6          | 10             |      |
| <b>Others</b>     |    |                      | -    | -      | -          | -              |      |
| <b>Total Team</b> |    |                      | 4    | 18     | 80         | 102            | 1.00 |

**Team**

|                               |    |    |  |    |  |
|-------------------------------|----|----|--|----|--|
| Opponent errors & Team faults | 37 | 11 |  | 48 |  |
|-------------------------------|----|----|--|----|--|



**Dig**

Avg. by set

| Rk                | No | Name                 | Digs | Faults | Receptions | Total Attempts | Note |
|-------------------|----|----------------------|------|--------|------------|----------------|------|
| 1                 | 19 | Da Silva Mario       | 9    | 5      | 1          | 15             | 2.25 |
| 2                 | 2  | Endres Gustavo       | 3    | -      | 2          | 5              | 0.75 |
| 2                 | 7  | Alves Thiago         | 3    | 3      | -          | 6              | 0.75 |
| 4                 | 18 | De Souza Wallace     | 2    | -      | 1          | 3              | 0.50 |
| 4                 | 12 | Russomanno Renato    | 2    | 1      | 2          | 5              | 0.50 |
| 4                 | 16 | Carbonera Eder       | 2    | 1      | 1          | 4              | 0.50 |
| 7                 | 1  | Rezende Bruno        | 1    | -      | 7          | 8              | 0.25 |
| 7                 | 3  | Fonteles Luiz F.     | 1    | -      | 3          | 4              | 0.25 |
| 7                 | 5  | Radke Murilo         | 1    | -      | 1          | 2              | 0.25 |
| -                 | 6  | Borges Mauricio      | -    | -      | -          | -              |      |
| -                 | 11 | De Souza Mauricio L. | -    | -      | -          | -              |      |
| -                 | 14 | Martins Wallace      | -    | -      | 1          | 1              |      |
| <b>Others</b>     |    |                      | -    | -      | -          | -              |      |
| <b>Total Team</b> |    |                      | 24   | 10     | 19         | 53             | 6.00 |





# P-3 VOLLEYBALL • Match players ranking




Men's Pan American Games, Guadalajara 2011  
Semifinals

**Match:** 17 **Date:** 28/10/2011 **Spectators:** 3,000  
**City:** Guadalajara, Mexico  
**Hall:** Complejo Panamericano de Voleibol  
**Match duration:** **Start:** 17:00 **End:** 18:52 **Total:** 1:52

| Teams               | Sets     | 1    | 2    | 3    | 4    | 5 | Total |
|---------------------|----------|------|------|------|------|---|-------|
| <b>BRA</b>          | <b>3</b> | 26   | 27   | 25   | 25   |   | 103   |
| <b>ARG</b>          | <b>1</b> | 28   | 25   | 22   | 15   |   | 90    |
| <b>Set duration</b> |          | 0:28 | 0:29 | 0:25 | 0:21 |   | 1:43  |




## BRA • Brazil



**Set**

Avg. by set

| Rk                | No | Name                 | Running Sets | Faults | Still Sets | Total Attempts | Note |
|-------------------|----|----------------------|--------------|--------|------------|----------------|------|
| 1                 | 1  | Rezende Bruno        | 32           | -      | 48         | 80             | 8.00 |
| 2                 | 5  | Radke Murilo         | 6            | -      | 12         | 18             | 1.50 |
| -                 | 2  | Endres Gustavo       | -            | -      | 1          | 1              |      |
| -                 | 3  | Fonteles Luiz F.     | -            | -      | -          | -              |      |
| -                 | 6  | Borges Mauricio      | -            | -      | -          | -              |      |
| -                 | 7  | Alves Thiago         | -            | -      | 1          | 1              |      |
| -                 | 11 | De Souza Mauricio L. | -            | -      | -          | -              |      |
| -                 | 12 | Russomanno Renato    | -            | -      | 1          | 1              |      |
| -                 | 14 | Martins Wallace      | -            | -      | 1          | 1              |      |
| -                 | 16 | Carbonera Eder       | -            | -      | -          | -              |      |
| -                 | 18 | De Souza Wallace     | -            | -      | -          | -              |      |
| -                 | 19 | Da Silva Mario       | -            | -      | 7          | 7              |      |
| <b>Others</b>     |    |                      | -            | -      | -          | -              |      |
| <b>Total Team</b> |    |                      | 38           | -      | 71         | 109            | 9.50 |



**Reception**

Eff. %  
Limit: 25.00%

| Rk                | No | Name                 | Excellents | Faults | Serve Receptions | Total Attempts | Note  |
|-------------------|----|----------------------|------------|--------|------------------|----------------|-------|
| 1                 | 19 | Da Silva Mario       | 19         | -      | 3                | 22             | 86.36 |
| -                 | 7  | Alves Thiago         | 13         | -      | 4                | 17             |       |
| -                 | 12 | Russomanno Renato    | 15         | -      | 2                | 17             |       |
| -                 | 3  | Fonteles Luiz F.     | 9          | 1      | 5                | 15             |       |
| -                 | 2  | Endres Gustavo       | 1          | -      | -                | 1              |       |
| -                 | 1  | Rezende Bruno        | -          | -      | -                | -              |       |
| -                 | 5  | Radke Murilo         | -          | -      | -                | -              |       |
| -                 | 6  | Borges Mauricio      | -          | -      | -                | -              |       |
| -                 | 11 | De Souza Mauricio L. | -          | -      | -                | -              |       |
| -                 | 14 | Martins Wallace      | -          | -      | -                | -              |       |
| -                 | 16 | Carbonera Eder       | -          | -      | -                | -              |       |
| -                 | 18 | De Souza Wallace     | -          | -      | -                | -              |       |
| <b>Others</b>     |    |                      | -          | -      | -                | -              |       |
| <b>Total Team</b> |    |                      | 57         | 1      | 14               | 72             | 77.78 |





# P-3 VOLLEYBALL • Match players ranking




Men's Pan American Games, Guadalajara 2011  
Semifinals

**Match:** 17 **Date:** 28/10/2011 **Spectators:** 3,000  
**City:** Guadalajara, Mexico  
**Hall:** Complejo Panamericano de Voleibol  
**Match duration:** **Start:** 17:00 **End:** 18:52 **Total:** 1:52

| Teams               | Sets     | 1    | 2    | 3    | 4    | 5 | Total |
|---------------------|----------|------|------|------|------|---|-------|
| <b>BRA</b>          | <b>3</b> | 26   | 27   | 25   | 25   |   | 103   |
| <b>ARG</b>          | <b>1</b> | 28   | 25   | 22   | 15   |   | 90    |
| <b>Set duration</b> |          | 0:28 | 0:29 | 0:25 | 0:21 |   | 1:43  |




## ARG • Argentina



**Spike**

Succ. %  
Limit: 15.00%

| Rk                | No | Name                | Spikes | Faults | Shots | Total Attempts | Note  |
|-------------------|----|---------------------|--------|--------|-------|----------------|-------|
| 1                 | 12 | Pereyra Federico    | 15     | 7      | 10    | 32             | 46.88 |
| 2                 | 17 | Giustiniano Mariano | 11     | 8      | 7     | 26             | 42.31 |
| -                 | 9  | Quiroga Gonzalo     | 6      | 1      | 8     | 15             |       |
| -                 | 10 | Bruno Nicolas       | 3      | 2      | 6     | 11             |       |
| -                 | 11 | Sole Sebastian      | 3      | 1      | 6     | 10             |       |
| -                 | 14 | Crer Pablo          | 4      | 1      | 3     | 8              |       |
| -                 | 5  | Uriarte Nicolás     | -      | 1      | 2     | 3              |       |
| -                 | 2  | Castellani Ivan     | 2      | -      | -     | 2              |       |
| -                 | 19 | Gauna Maximiliano   | 1      | -      | 1     | 2              |       |
| -                 | 8  | Cavanna Maximiliano | -      | -      | -     | -              |       |
| -                 | 13 | Toro Alejandro      | -      | -      | -     | -              |       |
| -                 | 18 | Lopez Franco        | -      | -      | -     | -              |       |
| <b>Others</b>     |    |                     | -      | -      | -     | -              |       |
| <b>Total Team</b> |    |                     | 45     | 21     | 43    | 109            | 41.28 |



**Block**

Avg. by set

| Rk                | No | Name                | Kill Blocks | Faults | Rebounds | Total Attempts | Note |
|-------------------|----|---------------------|-------------|--------|----------|----------------|------|
| 1                 | 12 | Pereyra Federico    | 3           | 3      | 5        | 11             | 0.75 |
| 2                 | 14 | Crer Pablo          | 2           | 3      | 8        | 13             | 0.50 |
| 3                 | 5  | Uriarte Nicolás     | 1           | 2      | 3        | 6              | 0.25 |
| 3                 | 9  | Quiroga Gonzalo     | 1           | 2      | 3        | 6              | 0.25 |
| 3                 | 11 | Sole Sebastian      | 1           | 5      | 7        | 13             | 0.25 |
| -                 | 2  | Castellani Ivan     | -           | -      | 1        | 1              |      |
| -                 | 8  | Cavanna Maximiliano | -           | -      | -        | -              |      |
| -                 | 10 | Bruno Nicolas       | -           | -      | -        | -              |      |
| -                 | 13 | Toro Alejandro      | -           | -      | -        | -              |      |
| -                 | 18 | Lopez Franco        | -           | -      | -        | -              |      |
| -                 | 19 | Gauna Maximiliano   | -           | 1      | 2        | 3              |      |
| -                 | 17 | Giustiniano Mariano | -           | 6      | 2        | 8              |      |
| <b>Others</b>     |    |                     | -           | -      | -        | -              |      |
| <b>Total Team</b> |    |                     | 8           | 22     | 31       | 61             | 2.00 |





# P-3 VOLLEYBALL • Match players ranking




Men's Pan American Games, Guadalajara 2011  
Semifinals

**Match:** 17 **Date:** 28/10/2011 **Spectators:** 3,000  
**City:** Guadalajara, Mexico  
**Hall:** Complejo Panamericano de Voleibol  
**Match duration:** **Start:** 17:00 **End:** 18:52 **Total:** 1:52

| Teams               | Sets     | 1    | 2    | 3    | 4    | 5 | Total |
|---------------------|----------|------|------|------|------|---|-------|
| <b>BRA</b>          | <b>3</b> | 26   | 27   | 25   | 25   |   | 103   |
| <b>ARG</b>          | <b>1</b> | 28   | 25   | 22   | 15   |   | 90    |
| <b>Set duration</b> |          | 0:28 | 0:29 | 0:25 | 0:21 |   | 1:43  |



## ARG • Argentina



**Serve**

Avg. by set

| Rk                | No | Name                | Aces | Faults | Serve Hits | Total Attempts | Note |
|-------------------|----|---------------------|------|--------|------------|----------------|------|
| 1                 | 14 | Crer Pablo          | 1    | -      | 10         | 11             | 0.25 |
| -                 | 2  | Castellani Ivan     | -    | -      | 1          | 1              |      |
| -                 | 13 | Toro Alejandro      | -    | -      | -          | -              |      |
| -                 | 18 | Lopez Franco        | -    | -      | -          | -              |      |
| -                 | 11 | Sole Sebastian      | -    | 1      | 14         | 15             |      |
| -                 | 10 | Bruno Nicolas       | -    | 1      | 7          | 8              |      |
| -                 | 9  | Quiroga Gonzalo     | -    | 2      | 7          | 9              |      |
| -                 | 8  | Cavanna Maximiliano | -    | 1      | 3          | 4              |      |
| -                 | 5  | Uriarte Nicolás     | -    | 4      | 11         | 15             |      |
| -                 | 17 | Giustiniano Mariano | -    | 4      | 9          | 13             |      |
| -                 | 12 | Pereyra Federico    | -    | 4      | 8          | 12             |      |
| -                 | 19 | Gauna Maximiliano   | -    | 2      | 1          | 3              |      |
| <b>Others</b>     |    |                     | -    | -      | -          | -              |      |
| <b>Total Team</b> |    |                     | 1    | 19     | 71         | 91             | 0.25 |

**Team**

|                               |    |    |  |    |  |
|-------------------------------|----|----|--|----|--|
| Opponent errors & Team faults | 36 | 16 |  | 52 |  |
|-------------------------------|----|----|--|----|--|



**Dig**

Avg. by set

| Rk                | No | Name                | Digs | Faults | Receptions | Total Attempts | Note |
|-------------------|----|---------------------|------|--------|------------|----------------|------|
| 1                 | 18 | Lopez Franco        | 4    | 1      | 2          | 7              | 1.00 |
| 1                 | 10 | Bruno Nicolas       | 4    | 4      | 1          | 9              | 1.00 |
| 3                 | 2  | Castellani Ivan     | 1    | -      | -          | 1              | 0.25 |
| 3                 | 17 | Giustiniano Mariano | 1    | 2      | 6          | 9              | 0.25 |
| 3                 | 12 | Pereyra Federico    | 1    | 3      | 5          | 9              | 0.25 |
| 3                 | 11 | Sole Sebastian      | 1    | 2      | 2          | 5              | 0.25 |
| -                 | 8  | Cavanna Maximiliano | -    | -      | 2          | 2              |      |
| -                 | 13 | Toro Alejandro      | -    | -      | -          | -              |      |
| -                 | 14 | Crer Pablo          | -    | -      | 2          | 2              |      |
| -                 | 9  | Quiroga Gonzalo     | -    | 4      | 8          | 12             |      |
| -                 | 5  | Uriarte Nicolás     | -    | 2      | 3          | 5              |      |
| -                 | 19 | Gauna Maximiliano   | -    | 1      | -          | 1              |      |
| <b>Others</b>     |    |                     | -    | -      | -          | -              |      |
| <b>Total Team</b> |    |                     | 12   | 19     | 31         | 62             | 3.00 |





# P-3 VOLLEYBALL • Match players ranking




Men's Pan American Games, Guadalajara 2011  
Semifinals

**Match:** 17 **Date:** 28/10/2011 **Spectators:** 3,000  
**City:** Guadalajara, Mexico  
**Hall:** Complejo Panamericano de Voleibol  
**Match duration:** **Start:** 17:00 **End:** 18:52 **Total:** 1:52

| Teams               | Sets     | 1    | 2    | 3    | 4    | 5 | Total |
|---------------------|----------|------|------|------|------|---|-------|
| <b>BRA</b>          | <b>3</b> | 26   | 27   | 25   | 25   |   | 103   |
| <b>ARG</b>          | <b>1</b> | 28   | 25   | 22   | 15   |   | 90    |
| <b>Set duration</b> |          | 0:28 | 0:29 | 0:25 | 0:21 |   | 1:43  |




## ARG • Argentina



**Set**

Avg. by set

| Rk                | No | Name                | Running Sets | Faults | Still Sets | Total Attempts | Note |
|-------------------|----|---------------------|--------------|--------|------------|----------------|------|
| 1                 | 5  | Uriarte Nicolás     | 15           | 1      | 52         | 68             | 3.75 |
| 2                 | 8  | Cavanna Maximiliano | 5            | -      | 21         | 26             | 1.25 |
| -                 | 2  | Castellani Ivan     | -            | -      | -          | -              |      |
| -                 | 9  | Quiroga Gonzalo     | -            | -      | -          | -              |      |
| -                 | 10 | Bruno Nicolas       | -            | -      | 1          | 1              |      |
| -                 | 11 | Sole Sebastian      | -            | -      | 3          | 3              |      |
| -                 | 12 | Pereyra Federico    | -            | -      | 1          | 1              |      |
| -                 | 13 | Toro Alejandro      | -            | -      | -          | -              |      |
| -                 | 14 | Crer Pablo          | -            | -      | -          | -              |      |
| -                 | 17 | Giustiniano Mariano | -            | -      | 2          | 2              |      |
| -                 | 19 | Gauna Maximiliano   | -            | -      | -          | -              |      |
| -                 | 18 | Lopez Franco        | -            | 1      | 2          | 3              |      |
| <b>Others</b>     |    |                     | -            | -      | -          | -              |      |
| <b>Total Team</b> |    |                     | 20           | 2      | 82         | 104            | 5.00 |



**Reception**

Eff. %  
Limit: 25.00%

| Rk                | No | Name                | Excellents | Faults | Serve Receptions | Total Attempts | Note  |
|-------------------|----|---------------------|------------|--------|------------------|----------------|-------|
| 1                 | 17 | Giustiniano Mariano | 15         | 1      | 10               | 26             | 53.85 |
| -                 | 10 | Bruno Nicolas       | 13         | 1      | 6                | 20             |       |
| -                 | 18 | Lopez Franco        | 14         | -      | 4                | 18             |       |
| -                 | 9  | Quiroga Gonzalo     | 12         | 2      | 3                | 17             |       |
| -                 | 13 | Toro Alejandro      | 2          | -      | -                | 2              |       |
| -                 | 2  | Castellani Ivan     | -          | -      | -                | -              |       |
| -                 | 5  | Uriarte Nicolás     | -          | -      | -                | -              |       |
| -                 | 8  | Cavanna Maximiliano | -          | -      | -                | -              |       |
| -                 | 11 | Sole Sebastian      | -          | -      | -                | -              |       |
| -                 | 12 | Pereyra Federico    | -          | -      | -                | -              |       |
| -                 | 14 | Crer Pablo          | -          | -      | -                | -              |       |
| -                 | 19 | Gauna Maximiliano   | -          | -      | -                | -              |       |
| <b>Others</b>     |    |                     | -          | -      | -                | -              |       |
| <b>Total Team</b> |    |                     | 56         | 4      | 23               | 83             | 62.65 |

