

**Match:** 13 **Date:** 16/07/2011 **Spectators:** 700  
**City:** Mexicali, B.C. Mexico  
**Hall:** Auditorio del Estado  
**Match duration:** Start: 19:00 End: 20:13 Total: 1:13

Teams	Sets	1	2	3	4	5	Total
PUR	0	15	11	16			42
BRA	3	25	25	25			75
Set duration		0:22	0:22	0:23			1:07



### PUR • Puerto Rico



**Spike**

Succ. %  
Limit: 15.00%

Rk	No	Name	Spikes	Faults	Shots	Total Attempts	Note
1	5	ACOSTA Carlos	5	5	7	17	29.41
2	17	VELEZ Francisco	4	7	13	24	16.67
3	8	CARTAGENA Edgardo	1	6	6	13	7.69
-	4	SANCHEZ Raynel	3	2	6	11	
-	16	LLINAS Giovanni	2	2	2	6	
-	6	ROMERO Emanuel	1	2	2	5	
-	15	RIVERA Jonathan	1	-	-	1	
-	1	BERTRAN Luis M.	-	-	-	-	
-	2	RIVERA Jerry	-	-	-	-	
-	3	BURGOS Ramon	-	-	-	-	
-	7	GARCIA Howard	-	-	-	-	
-	14	PEREZ Angel	-	-	-	-	
<b>Others</b>			-	-	-	-	
<b>Total Team</b>			17	24	36	77	22.08



**Block**

Avg. by set

Rk	No	Name	Kill Blocks	Faults	Rebounds	Total Attempts	Note
1	2	RIVERA Jerry	2	2	5	9	0.67
-	1	BERTRAN Luis M.	-	-	-	-	
-	3	BURGOS Ramon	-	-	-	-	
-	4	SANCHEZ Raynel	-	-	3	3	
-	5	ACOSTA Carlos	-	-	-	-	
-	7	GARCIA Howard	-	-	1	1	
-	14	PEREZ Angel	-	-	-	-	
-	15	RIVERA Jonathan	-	-	-	-	
-	16	LLINAS Giovanni	-	-	1	1	
-	17	VELEZ Francisco	-	1	3	4	
-	6	ROMERO Emanuel	-	4	4	8	
-	8	CARTAGENA Edgardo	-	3	1	4	
<b>Others</b>			-	-	-	-	
<b>Total Team</b>			2	10	18	30	0.67


**Match:** 13 **Date:** 16/07/2011 **Spectators:** 700  
**City:** Mexicali, B.C. Mexico  
**Hall:** Auditorio del Estado  
**Match duration:** Start: 19:00 End: 20:13 Total: 1:13

Teams	Sets	1	2	3	4	5	Total
PUR	0	15	11	16			42
BRA	3	25	25	25			75
Set duration		0:22	0:22	0:23			1:07



### PUR • Puerto Rico

Rk	No	Name	Aces	Faults	Serve Hits	Total Attempts	Note
-	1	BERTRAN Luis M.	-	-	-	-	
-	2	RIVERA Jerry	-	-	7	7	
-	3	BURGOS Ramon	-	-	-	-	
-	4	SANCHEZ Raynel	-	-	2	2	
-	5	ACOSTA Carlos	-	-	6	6	
-	7	GARCIA Howard	-	-	8	8	
-	8	CARTAGENA Edgardo	-	-	4	4	
-	14	PEREZ Angel	-	-	-	-	
-	15	RIVERA Jonathan	-	-	4	4	
-	17	VELEZ Francisco	-	-	4	4	
-	6	ROMERO Emanuel	-	2	4	6	
-	16	LLINAS Giovanni	-	1	1	2	
<b>Others</b>			-	-	-	-	
<b>Total Team</b>			-	3	40	43	




**Serve**

Avg. by set

Team	Opponent errors & Team faults	Aces	Faults	Serve Hits	Total Attempts	Note
	Opponent errors & Team faults	23	4		27	

Rk	No	Name	Digs	Faults	Receptions	Total Attempts	Note
1	1	BERTRAN Luis M.	5	6	11	22	1.67
2	5	ACOSTA Carlos	1	4	2	7	0.33
-	3	BURGOS Ramon	-	-	-	-	
-	14	PEREZ Angel	-	-	-	-	
-	7	GARCIA Howard	-	3	8	11	
-	6	ROMERO Emanuel	-	1	2	3	
-	8	CARTAGENA Edgardo	-	3	5	8	
-	4	SANCHEZ Raynel	-	2	2	4	
-	15	RIVERA Jonathan	-	1	1	2	
-	16	LLINAS Giovanni	-	1	1	2	
-	17	VELEZ Francisco	-	3	2	5	
-	2	RIVERA Jerry	-	2	1	3	
<b>Others</b>			-	-	-	-	
<b>Total Team</b>			6	26	35	67	2.00



**Dig**


Avg. by set

**Match:** 13 **Date:** 16/07/2011 **Spectators:** 700  
**City:** Mexicali, B.C. Mexico  
**Hall:** Auditorio del Estado  
**Match duration:** Start: 19:00 End: 20:13 Total: 1:13

Teams	Sets	1	2	3	4	5	Total
PUR	0	15	11	16			42
BRA	3	25	25	25			75
Set duration		0:22	0:22	0:23			1:07




### PUR • Puerto Rico



**Set**

Avg. by set

Rk	No	Name	Running Sets	Faults	Still Sets	Total Attempts	Note
1	15	RIVERA Jonathan	1	-	20	21	0.33
-	1	BERTRAN Luis M.	-	-	3	3	
-	2	RIVERA Jerry	-	-	-	-	
-	3	BURGOS Ramon	-	-	-	-	
-	4	SANCHEZ Raynel	-	-	-	-	
-	5	ACOSTA Carlos	-	-	1	1	
-	6	ROMERO Emanuel	-	-	2	2	
-	8	CARTAGENA Edgardo	-	-	1	1	
-	14	PEREZ Angel	-	-	-	-	
-	16	LLINAS Giovanni	-	-	-	-	
-	17	VELEZ Francisco	-	-	-	-	
-	7	GARCIA Howard	-	1	42	43	
<b>Others</b>			-	-	-	-	
<b>Total Team</b>			1	1	69	71	0.33



**Reception**

Eff. %  
Limit: 25.00%

Rk	No	Name	Excellents	Faults	Serve Receptions	Total Attempts	Note
-	1	BERTRAN Luis M.	5	2	8	15	
-	8	CARTAGENA Edgardo	2	1	6	9	
-	16	LLINAS Giovanni	2	-	5	7	
-	2	RIVERA Jerry	2	-	-	2	
-	6	ROMERO Emanuel	-	-	1	1	
-	17	VELEZ Francisco	-	-	1	1	
-	3	BURGOS Ramon	-	-	-	-	
-	4	SANCHEZ Raynel	-	-	-	-	
-	14	PEREZ Angel	-	-	-	-	
-	15	RIVERA Jonathan	-	-	-	-	
-	5	ACOSTA Carlos	2	3	20	25	
-	7	GARCIA Howard	-	1	-	1	
<b>Others</b>			-	-	-	-	
<b>Total Team</b>			13	7	41	61	9.84

**Match:** 13 **Date:** 16/07/2011 **Spectators:** 700  
**City:** Mexicali, B.C. Mexico  
**Hall:** Auditorio del Estado  
**Match duration:** Start: 19:00 End: 20:13 Total: 1:13

Teams	Sets	1	2	3	4	5	Total
PUR	0	15	11	16			42
BRA	3	25	25	25			75
Set duration		0:22	0:22	0:23			1:07




### BRA • BRAZIL



**Spike**

Succ. %  
Limit: 15.00%

Rk	No	Name	Spikes	Faults	Shots	Total Attempts	Note
1	17	BATAGIM HENRIQUE	8	-	8	16	50.00
2	9	FERREIRA JOAO	11	4	8	23	47.83
-	10	GUALBERTO FLAVIO	5	-	3	8	
-	7	CARDOSO JONATAS	4	-	3	7	
-	1	SOUZA ALAN	4	2	1	7	
-	13	QUINTER TARCISIO	1	1	4	6	
-	8	SANTOS LEANDRO	2	-	2	4	
-	18	SILVA WAGNER	1	1	-	2	
-	2	VELOSO THIAGO	1	-	-	1	
-	11	MELO ALISSON	1	-	-	1	
-	4	CARVALHO FILHO ROGERIO	-	-	-	-	
-	6	HERNANDEZ FELIPE	-	-	-	-	
Others			-	-	-	-	
<b>Total Team</b>			38	8	29	75	50.67



**Block**

Avg. by set

Rk	No	Name	Kill Blocks	Faults	Rebounds	Total Attempts	Note
1	10	GUALBERTO FLAVIO	4	6	4	14	1.33
2	8	SANTOS LEANDRO	3	1	1	5	1.00
3	1	SOUZA ALAN	2	-	2	4	0.67
3	2	VELOSO THIAGO	2	-	3	5	0.67
5	9	FERREIRA JOAO	1	-	1	2	0.33
-	4	CARVALHO FILHO ROGERIO	-	-	-	-	
-	6	HERNANDEZ FELIPE	-	-	-	-	
-	11	MELO ALISSON	-	-	-	-	
-	13	QUINTER TARCISIO	-	-	3	3	
-	17	BATAGIM HENRIQUE	-	-	2	2	
-	18	SILVA WAGNER	-	-	-	-	
-	7	CARDOSO JONATAS	-	1	1	2	
Others			-	-	-	-	
<b>Total Team</b>			12	8	17	37	4.00


**Match:** 13 **Date:** 16/07/2011 **Spectators:** 700  
**City:** Mexicali, B.C. Mexico  
**Hall:** Auditorio del Estado  
**Match duration:** Start: 19:00 End: 20:13 Total: 1:13

Teams	Sets	1	2	3	4	5	Total
PUR	0	15	11	16			42
BRA	3	25	25	25			75
Set duration		0:22	0:22	0:23			1:07



### BRA • BRAZIL

Rk	No	Name	Aces	Faults	Serve Hits	Total Attempts	Note
1	13	QUINTER TARCISIO	4	1	7	12	1.33
2	6	HERNANDEZ FELIPE	1	-	4	5	0.33
2	17	BATAGIM HENRIQUE	1	1	8	10	0.33
2	9	FERREIRA JOAO	1	1	7	9	0.33
2	2	VELOSO THIAGO	1	2	10	13	0.33
-	4	CARVALHO FILHO ROGERIO	-	-	-	-	
-	11	MELO ALISSON	-	-	-	-	
-	18	SILVA WAGNER	-	-	1	1	
-	7	CARDOSO JONATAS	-	1	3	4	
-	8	SANTOS LEANDRO	-	1	3	4	
-	10	GUALBERTO FLAVIO	-	3	7	10	
-	1	SOUZA ALAN	-	2	4	6	
<b>Others</b>			-	-	-	-	
<b>Total Team</b>			8	12	54	74	2.67




**Serve**

Avg. by set

Team	Opponent errors & Team faults				
		17	-		17

Rk	No	Name	Digs	Faults	Receptions	Total Attempts	Note
1	4	CARVALHO FILHO ROGERIO	7	4	8	19	2.33
2	9	FERREIRA JOAO	3	1	4	8	1.00
3	17	BATAGIM HENRIQUE	2	3	7	12	0.67
-	2	VELOSO THIAGO	-	-	7	7	
-	6	HERNANDEZ FELIPE	-	-	5	5	
-	7	CARDOSO JONATAS	-	-	3	3	
-	10	GUALBERTO FLAVIO	-	-	5	5	
-	11	MELO ALISSON	-	-	-	-	
-	18	SILVA WAGNER	-	-	-	-	
-	1	SOUZA ALAN	-	1	1	2	
-	13	QUINTER TARCISIO	-	1	1	2	
-	8	SANTOS LEANDRO	-	2	-	2	
<b>Others</b>			-	-	-	-	
<b>Total Team</b>			12	12	41	65	4.00



**Dig**


Avg. by set

**Match:** 13 **Date:** 16/07/2011 **Spectators:** 700  
**City:** Mexicali, B.C. Mexico  
**Hall:** Auditorio del Estado  
**Match duration:** Start: 19:00 End: 20:13 Total: 1:13

Teams	Sets	1	2	3	4	5	Total
PUR	0	15	11	16			42
BRA	3	25	25	25			75
Set duration		0:22	0:22	0:23			1:07




### BRA • BRAZIL



**Set**

Avg. by set

Rk	No	Name	Running Sets	Faults	Still Sets	Total Attempts	Note
1	2	VELOSO THIAGO	10	-	37	47	3.33
2	6	HERNANDEZ FELIPE	1	-	9	10	0.33
-	1	SOUZA ALAN	-	-	-	-	
-	4	CARVALHO FILHO ROGERIO	-	-	2	2	
-	7	CARDOSO JONATAS	-	-	-	-	
-	9	FERREIRA JOAO	-	-	1	1	
-	10	GUALBERTO FLAVIO	-	-	1	1	
-	11	MELO ALISSON	-	-	-	-	
-	13	QUINTER TARCISIO	-	-	1	1	
-	18	SILVA WAGNER	-	-	-	-	
-	17	BATAGIM HENRIQUE	-	1	7	8	
-	8	SANTOS LEANDRO	-	1	1	2	
<b>Others</b>			-	-	-	-	
<b>Total Team</b>			11	2	59	72	3.67



**Reception**

Eff. %  
Limit: 25.00%

Rk	No	Name	Excellents	Faults	Serve Receptions	Total Attempts	Note
1	4	CARVALHO FILHO ROGERIO	7	-	5	12	58.33
2	17	BATAGIM HENRIQUE	6	-	8	14	42.86
3	9	FERREIRA JOAO	2	-	8	10	20.00
-	11	MELO ALISSON	-	-	3	3	
-	10	GUALBERTO FLAVIO	-	-	1	1	
-	1	SOUZA ALAN	-	-	-	-	
-	2	VELOSO THIAGO	-	-	-	-	
-	6	HERNANDEZ FELIPE	-	-	-	-	
-	7	CARDOSO JONATAS	-	-	-	-	
-	8	SANTOS LEANDRO	-	-	-	-	
-	13	QUINTER TARCISIO	-	-	-	-	
-	18	SILVA WAGNER	-	-	-	-	
<b>Others</b>			-	-	-	-	
<b>Total Team</b>			15	-	25	40	37.50