


Match: 4 **Date:** 11/07/2011 **Spectators:** 775
City: Mexicali, B.C. Mexico
Hall: Auditorio del Estado
Match duration: Start: 19:55 End: 21:06 Total: 1:11

Teams	Sets	1	2	3	4	5	Total
MEX	3	25	25	25			75
TRI	0	19	18	11			48
Set duration		0:22	0:23	0:20			1:05




MEX • Mexico



Spike

Succ. %
Limit: 0.00%

Rk	No	Name	Spikes	Faults	Shots	Total Attempts	Note
1	14	RODRIGUEZ ZAMUDIO Marco Antonio	7	-	2	9	77.78
2	3	JARAMILLO AVALOS Sergio	3	-	1	4	75.00
3	4	PEREZ ARAMBURO Sergio	14	2	3	19	73.68
4	9	PERALES GONZALEZ Jesus Alberto	5	2	1	8	62.50
5	2	RINCON VEGA Roberto	7	1	5	13	53.85
6	6	ARAUJO RAMIREZ Ricardo	1	-	1	2	50.00
6	15	BALAN RODRIGUEZ Rodrigo Martin	1	-	1	2	50.00
6	1	PONCE ROBLEDO Jonathan Daniel	1	1	-	2	50.00
9	10	LIMON JIMENEZ Cristian	3	1	8	12	25.00
10	8	RIVERO BACELIS Jahaziel Saul	-	1	1	2	0.00
-	7	GONZALEZ RAMIREZ Irving Oswaldo	-	-	-	-	
-	11	MENDOZA PEDROMO Jose Roberto	-	-	-	-	
Others			-	-	-	-	
Total Team			42	8	23	73	57.53



Block

Avg. by set

Rk	No	Name	Kill Blocks	Faults	Rebounds	Total Attempts	Note
1	14	RODRIGUEZ ZAMUDIO Marco Antonio	6	2	2	10	2.00
2	6	ARAUJO RAMIREZ Ricardo	2	-	3	5	0.67
3	9	PERALES GONZALEZ Jesus Alberto	1	-	2	3	0.33
3	4	PEREZ ARAMBURO Sergio	1	1	-	2	0.33
-	1	PONCE ROBLEDO Jonathan Daniel	-	-	-	-	
-	7	GONZALEZ RAMIREZ Irving Oswaldo	-	-	-	-	
-	8	RIVERO BACELIS Jahaziel Saul	-	-	-	-	
-	11	MENDOZA PEDROMO Jose Roberto	-	-	-	-	
-	15	BALAN RODRIGUEZ Rodrigo Martin	-	1	3	4	
-	2	RINCON VEGA Roberto	-	2	2	4	
-	3	JARAMILLO AVALOS Sergio	-	2	1	3	
-	10	LIMON JIMENEZ Cristian	-	3	-	3	
Others			-	-	-	-	
Total Team			10	11	13	34	3.33


Match: 4 **Date:** 11/07/2011 **Spectators:** 775
City: Mexicali, B.C. Mexico
Hall: Auditorio del Estado
Match duration: Start: 19:55 End: 21:06 Total: 1:11

Teams	Sets	1	2	3	4	5	Total
MEX	3	25	25	25			75
TRI	0	19	18	11			48
Set duration		0:22	0:23	0:20			1:05



MEX • Mexico

Rk	No	Name	Aces	Faults	Serve Hits	Total Attempts	Note
1	6	ARAUJO RAMIREZ Ricardo	1	2	4	7	0.33
-	1	PONCE ROBLEDO Jonathan Daniel	-	-	13	13	
-	3	JARAMILLO AVALOS Sergio	-	-	2	2	
-	8	RIVERO BACELIS Jahaziel Saul	-	-	1	1	
-	9	PERALES GONZALEZ Jesus Alberto	-	-	3	3	
-	11	MENDOZA PEDROMO Jose Roberto	-	-	-	-	
-	14	RODRIGUEZ ZAMUDIO Marco Antonio	-	-	10	10	
-	10	LIMON JIMENEZ Cristian	-	2	17	19	
-	15	BALAN RODRIGUEZ Rodrigo Martin	-	1	3	4	
-	2	RINCON VEGA Roberto	-	2	2	4	
-	7	GONZALEZ RAMIREZ Irving Oswaldo	-	2	2	4	
-	4	PEREZ ARAMBURO Sergio	-	4	2	6	
Others			-	-	-	-	
Total Team			1	13	59	73	0.33




Serve

Avg. by set

Team	Opponent errors & Team faults	Aces	Faults	Serve Hits	Total Attempts	Note
	Opponent errors & Team faults	22	-		22	

Rk	No	Name	Digs	Faults	Receptions	Total Attempts	Note
1	11	MENDOZA PEDROMO Jose Roberto	7	5	10	22	2.33
2	4	PEREZ ARAMBURO Sergio	4	1	1	6	1.33
2	10	LIMON JIMENEZ Cristian	4	2	3	9	1.33
4	9	PERALES GONZALEZ Jesus Alberto	1	-	1	2	0.33
4	14	RODRIGUEZ ZAMUDIO Marco Antonio	1	1	-	2	0.33
-	2	RINCON VEGA Roberto	-	-	2	2	
-	3	JARAMILLO AVALOS Sergio	-	-	1	1	
-	6	ARAUJO RAMIREZ Ricardo	-	-	1	1	
-	7	GONZALEZ RAMIREZ Irving Oswaldo	-	-	1	1	
-	8	RIVERO BACELIS Jahaziel Saul	-	-	-	-	
-	15	BALAN RODRIGUEZ Rodrigo Martin	-	-	2	2	
-	1	PONCE ROBLEDO Jonathan Daniel	-	2	5	7	
Others			-	-	-	-	
Total Team			17	11	27	55	5.67



Dig


Avg. by set

Match: 4 **Date:** 11/07/2011 **Spectators:** 775
City: Mexicali, B.C. Mexico
Hall: Auditorio del Estado
Match duration: Start: 19:55 End: 21:06 Total: 1:11

Teams	Sets	1	2	3	4	5	Total
MEX	3	25	25	25			75
TRI	0	19	18	11			48
Set duration		0:22	0:23	0:20			1:05




MEX • Mexico



Set

Avg. by set

Rk	No	Name	Running Sets	Faults	Still Sets	Total Attempts	Note
1	1	PONCE ROBLEDO Jonathan Daniel	15	-	38	53	5.00
2	7	GONZALEZ RAMIREZ Irving Oswaldo	3	-	9	12	1.00
-	2	RINCON VEGA Roberto	-	-	-	-	
-	3	JARAMILLO AVALOS Sergio	-	-	-	-	
-	4	PEREZ ARAMBURO Sergio	-	-	-	-	
-	6	ARAUJO RAMIREZ Ricardo	-	-	-	-	
-	8	RIVERO BACELIS Jahaziel Saul	-	-	-	-	
-	9	PERALES GONZALEZ Jesus Alberto	-	-	-	-	
-	10	LIMON JIMENEZ Cristian	-	-	1	1	
-	11	MENDOZA PEDROMO Jose Roberto	-	-	-	-	
-	14	RODRIGUEZ ZAMUDIO Marco Antonio	-	-	1	1	
-	15	BALAN RODRIGUEZ Rodrigo Martin	-	-	-	-	
Others			-	-	-	-	
Total Team			18	-	49	67	6.00



Reception

Eff. %
Limit: 0.00%


Rk	No	Name	Excellents	Faults	Serve Receptions	Total Attempts	Note
1	10	LIMON JIMENEZ Cristian	7	1	-	8	75.00
2	8	RIVERO BACELIS Jahaziel Saul	1	-	1	2	50.00
3	11	MENDOZA PEDROMO Jose Roberto	12	3	9	24	37.50
4	4	PEREZ ARAMBURO Sergio	4	1	4	9	33.33
-	1	PONCE ROBLEDO Jonathan Daniel	-	-	-	-	
-	2	RINCON VEGA Roberto	-	-	-	-	
-	3	JARAMILLO AVALOS Sergio	-	-	-	-	
-	6	ARAUJO RAMIREZ Ricardo	-	-	-	-	
-	7	GONZALEZ RAMIREZ Irving Oswaldo	-	-	-	-	
-	9	PERALES GONZALEZ Jesus Alberto	-	-	-	-	
-	14	RODRIGUEZ ZAMUDIO Marco Antonio	-	-	-	-	
-	15	BALAN RODRIGUEZ Rodrigo Martin	-	-	-	-	
Others			-	-	-	-	
Total Team			24	5	14	43	44.19

Match: 4 **Date:** 11/07/2011 **Spectators:** 775
City: Mexicali, B.C. Mexico
Hall: Auditorio del Estado
Match duration: Start: 19:55 End: 21:06 Total: 1:11

Teams	Sets	1	2	3	4	5	Total
MEX	3	25	25	25			75
TRI	0	19	18	11			48
Set duration		0:22	0:23	0:20			1:05




TRI • Trinidad & Tobago



Spike

Succ. %
Limit: 0.00%

Rk	No	Name	Spikes	Faults	Shots	Total Attempts	Note
1	6	JAMES Kevin	4	4	3	11	36.36
2	4	LEGALL Brandon	14	8	17	39	35.90
3	1	HORSHAM Brandon	1	1	1	3	33.33
4	12	THOMAS Ryan	2	2	4	8	25.00
5	7	DEONATH Tarandath	-	1	4	5	0.00
5	10	HUTSON Steffon	-	1	2	3	0.00
-	3	STEWART Shaquille	-	-	-	-	
-	5	BALCON Andrew	-	-	-	-	
-	8	BANNATYNE Brandon	-	-	-	-	
-	9	BANNATYNE Bryan	-	-	-	-	
Others			-	-	-	-	
Total Team			21	17	31	69	30.43



Block

Avg. by set

Rk	No	Name	Kill Blocks	Faults	Rebounds	Total Attempts	Note
1	12	THOMAS Ryan	3	5	5	13	1.00
-	3	STEWART Shaquille	-	-	-	-	
-	5	BALCON Andrew	-	-	-	-	
-	8	BANNATYNE Brandon	-	-	-	-	
-	9	BANNATYNE Bryan	-	-	-	-	
-	10	HUTSON Steffon	-	-	-	-	
-	7	DEONATH Tarandath	-	1	2	3	
-	4	LEGALL Brandon	-	3	2	5	
-	1	HORSHAM Brandon	-	2	-	2	
-	6	JAMES Kevin	-	2	-	2	
Others			-	-	-	-	
Total Team			3	13	9	25	1.00


Match: 4 **Date:** 11/07/2011 **Spectators:** 775
City: Mexicali, B.C. Mexico
Hall: Auditorio del Estado
Match duration: Start: 19:55 End: 21:06 Total: 1:11

Teams	Sets	1	2	3	4	5	Total
MEX	3	25	25	25			75
TRI	0	19	18	11			48
Set duration		0:22	0:23	0:20			1:05



TRI • Trinidad & Tobago

Rk	No	Name	Aces	Faults	Serve Hits	Total Attempts	Note
1	4	LEGALL Brandon	3	1	8	12	1.00
-	3	STEWART Shaquille	-	-	-	-	
-	7	DEONATH Tarandath	-	-	10	10	
-	8	BANNATYNE Brandon	-	-	2	2	
-	9	BANNATYNE Bryan	-	-	-	-	
-	10	HUTSON Steffon	-	-	6	6	
-	1	HORSHAM Brandon	-	1	6	7	
-	6	JAMES Kevin	-	2	6	8	
-	12	THOMAS Ryan	-	2	2	4	
-	5	BALCON Andrew	-	1	-	1	
Others			-	-	-	-	
Total Team			3	7	40	50	1.00




Serve

Avg. by set

Team	Opponent errors & Team faults	Aces	Faults	Serve Hits	Total Attempts	Note
	Opponent errors & Team faults	21	3		24	

Rk	No	Name	Digs	Faults	Receptions	Total Attempts	Note
1	9	BANNATYNE Bryan	5	17	9	31	1.67
2	10	HUTSON Steffon	1	1	9	11	0.33
-	1	HORSHAM Brandon	-	-	1	1	
-	3	STEWART Shaquille	-	-	-	-	
-	5	BALCON Andrew	-	-	-	-	
-	8	BANNATYNE Brandon	-	-	-	-	
-	6	JAMES Kevin	-	2	5	7	
-	7	DEONATH Tarandath	-	4	10	14	
-	4	LEGALL Brandon	-	3	2	5	
-	12	THOMAS Ryan	-	2	1	3	
Others			-	-	-	-	
Total Team			6	29	37	72	2.00



Dig


Avg. by set

Match: 4 **Date:** 11/07/2011 **Spectators:** 775
City: Mexicali, B.C. Mexico
Hall: Auditorio del Estado
Match duration: Start: 19:55 End: 21:06 Total: 1:11

Teams	Sets	1	2	3	4	5	Total
MEX	3	25	25	25			75
TRI	0	19	18	11			48
Set duration		0:22	0:23	0:20			1:05




TRI • Trinidad & Tobago



Set

Avg. by set

Rk	No	Name	Running Sets	Faults	Still Sets	Total Attempts	Note
1	7	DEONATH Tarandath	2	3	54	59	0.67
-	1	HORSHAM Brandon	-	-	-	-	
-	3	STEWART Shaquille	-	-	-	-	
-	5	BALCON Andrew	-	-	-	-	
-	6	JAMES Kevin	-	-	2	2	
-	8	BANNATYNE Brandon	-	-	-	-	
-	10	HUTSON Steffon	-	-	3	3	
-	12	THOMAS Ryan	-	-	1	1	
-	9	BANNATYNE Bryan	-	1	5	6	
-	4	LEGALL Brandon	-	1	-	1	
Others			-	-	-	-	
Total Team			2	5	65	72	0.67



Reception

Eff. %
Limit: 0.00%

Rk	No	Name	Excellents	Faults	Serve Receptions	Total Attempts	Note
1	9	BANNATYNE Bryan	15	-	16	31	48.39
2	6	JAMES Kevin	2	-	9	11	18.18
3	4	LEGALL Brandon	2	-	14	16	12.50
4	7	DEONATH Tarandath	-	-	1	1	0.00
-	3	STEWART Shaquille	-	-	-	-	
-	5	BALCON Andrew	-	-	-	-	
-	8	BANNATYNE Brandon	-	-	-	-	
-	10	HUTSON Steffon	-	-	-	-	
-	12	THOMAS Ryan	-	-	-	-	
-	1	HORSHAM Brandon	-	1	-	1	
Others			-	-	-	-	
Total Team			19	1	40	60	30.00