



# P-3 VOLLEYBALL • Match players ranking




U-21 Men's Pan American Cup 2011  
Final (Places 3-4)

**Match:** 21 **Date:** 27/6/11 **Spectators:** 150  
**City:** Ciudad de Panamá  
**Hall:** Gimnasio Roberto Durán  
**Match duration:** **Start:** 19:10 **End:** 21:07 **Total:** 1:57

Teams	Sets	1	2	3	4	5	Total
<b>CHI</b>	<b>3</b>	26	19	25	25		95
<b>PUR</b>	<b>1</b>	24	25	22	19		90
<b>Set duration</b>		0:29	0:26	0:29	0:24		1:48


## CHI • Chile



**Spike**

Succ. %  
Limit: 15.00%

Rk	No	Name	Spikes	Faults	Shots	Total Attempts	Note
1	5	PARRAGUIRRE Vicente	15	6	17	38	39.47
2	4	PARRAGUIRRE Tomás	11	4	24	39	28.21
3	12	BONACIC Dusan	8	5	18	31	25.81
-	14	GIURIA Doménico	11	1	3	15	
-	9	ARAYA Gabriel	-	-	2	2	
-	6	ORREGO Felipe	1	-	-	1	
-	1	GUERRA Simón	-	-	-	-	
-	2	BAEZA Cristopher	-	-	-	-	
-	7	PAPAGALLO Felipe	-	-	-	-	
-	8	PACHECO Luis	-	-	-	-	
-	10	BANDA Matias	-	-	-	-	
-	17	ZAVALA Ignacio	-	-	-	-	
<b>Others</b>			-	-	-	-	
<b>Total Team</b>			46	16	64	126	36.51



**Block**

Avg. by set

Rk	No	Name	Kill Blocks	Faults	Rebounds	Total Attempts	Note
1	14	GIURIA Doménico	5	4	14	23	1.25
2	12	BONACIC Dusan	4	-	8	12	1.00
3	9	ARAYA Gabriel	3	3	9	15	0.75
4	6	ORREGO Felipe	1	2	7	10	0.25
4	4	PARRAGUIRRE Tomás	1	3	7	11	0.25
-	1	GUERRA Simón	-	-	-	-	
-	2	BAEZA Cristopher	-	-	-	-	
-	7	PAPAGALLO Felipe	-	-	-	-	
-	8	PACHECO Luis	-	-	-	-	
-	10	BANDA Matias	-	-	-	-	
-	17	ZAVALA Ignacio	-	-	1	1	
-	5	PARRAGUIRRE Vicente	-	1	6	7	
<b>Others</b>			-	-	-	-	
<b>Total Team</b>			14	13	52	79	3.50





# P-3 VOLLEYBALL • Match players ranking



U-21 Men's Pan American Cup 2011  
Final (Places 3-4)

**Match:** 21 **Date:** 27/6/11 **Spectators:** 150  
**City:** Ciudad de Panamá  
**Hall:** Gimnasio Roberto Durán  
**Match duration:** **Start:** 19:10 **End:** 21:07 **Total:** 1:57

Teams	Sets	1	2	3	4	5	Total
<b>CHI</b>	<b>3</b>	26	19	25	25		95
<b>PUR</b>	<b>1</b>	24	25	22	19		90
<b>Set duration</b>		0:29	0:26	0:29	0:24		1:48

## CHI • Chile

Rk	No	Name	Aces	Faults	Serve Hits	Total Attempts	Note
1	9	ARAYA Gabriel	2	3	8	13	0.50
2	6	ORREGO Felipe	1	4	15	20	0.25
2	5	PARRAGUIRRE Vicente	1	5	7	13	0.25
-	1	GUERRA Simón	-	-	-	-	
-	2	BAEZA Cristopher	-	-	-	-	
-	4	PARRAGUIRRE Tomás	-	-	21	21	
-	7	PAPAGALLO Felipe	-	-	-	-	
-	8	PACHECO Luis	-	-	6	6	
-	10	BANDA Matias	-	-	-	-	
-	17	ZAVALA Ignacio	-	-	-	-	
-	12	BONACIC Dusan	-	1	9	10	
-	14	GIURIA Doménico	-	4	7	11	
<b>Others</b>			-	-	-	-	
<b>Total Team</b>			4	17	73	94	1.00

<b>Team</b>	Opponent errors & Team faults	31	24		55	
-------------	-------------------------------	----	----	--	----	--

Rk	No	Name	Digs	Faults	Receptions	Total Attempts	Note
1	7	PAPAGALLO Felipe	14	2	11	27	3.50
2	5	PARRAGUIRRE Vicente	7	-	12	19	1.75
3	14	GIURIA Doménico	4	3	4	11	1.00
3	4	PARRAGUIRRE Tomás	4	4	4	12	1.00
5	12	BONACIC Dusan	2	4	6	12	0.50
6	8	PACHECO Luis	1	-	-	1	0.25
-	1	GUERRA Simón	-	-	-	-	
-	2	BAEZA Cristopher	-	-	-	-	
-	10	BANDA Matias	-	-	-	-	
-	17	ZAVALA Ignacio	-	-	-	-	
-	6	ORREGO Felipe	-	1	10	11	
-	9	ARAYA Gabriel	-	1	4	5	
<b>Others</b>			-	-	-	-	
<b>Total Team</b>			32	15	51	98	8.00





# P-3 VOLLEYBALL • Match players ranking




U-21 Men's Pan American Cup 2011  
Final (Places 3-4)

**Match:** 21 **Date:** 27/6/11 **Spectators:** 150  
**City:** Ciudad de Panamá  
**Hall:** Gimnasio Roberto Durán  
**Match duration:** **Start:** 19:10 **End:** 21:07 **Total:** 1:57

Teams	Sets	1	2	3	4	5	Total
<b>CHI</b>	<b>3</b>	26	19	25	25		95
<b>PUR</b>	<b>1</b>	24	25	22	19		90
<b>Set duration</b>		0:29	0:26	0:29	0:24		1:48


## CHI • Chile



**Set**

Avg. by set

Rk	No	Name	Running Sets	Faults	Still Sets	Total Attempts	Note
1	6	ORREGO Felipe	24	1	87	112	6.00
-	1	GUERRA Simón	-	-	-	-	
-	2	BAEZA Cristopher	-	-	-	-	
-	5	PARRAGUIRRE Vicente	-	-	3	3	
-	7	PAPAGALLO Felipe	-	-	-	-	
-	8	PACHECO Luis	-	-	-	-	
-	9	ARAYA Gabriel	-	-	2	2	
-	10	BANDA Matias	-	-	-	-	
-	12	BONACIC Dusan	-	-	2	2	
-	14	GIURIA Doménico	-	-	1	1	
-	17	ZAVALA Ignacio	-	-	-	-	
-	4	PARRAGUIRRE Tomás	-	1	4	5	
<b>Others</b>			-	-	-	-	
<b>Total Team</b>			24	2	99	125	6.00



**Reception**

Eff. %  
Limit: 25.00%

Rk	No	Name	Excellents	Faults	Serve Receptions	Total Attempts	Note
1	12	BONACIC Dusan	17	1	16	34	47.06
2	5	PARRAGUIRRE Vicente	5	-	17	22	22.73
-	7	PAPAGALLO Felipe	6	1	10	17	
-	1	GUERRA Simón	-	-	-	-	
-	2	BAEZA Cristopher	-	-	-	-	
-	6	ORREGO Felipe	-	-	-	-	
-	8	PACHECO Luis	-	-	-	-	
-	9	ARAYA Gabriel	-	-	-	-	
-	10	BANDA Matias	-	-	-	-	
-	14	GIURIA Doménico	-	-	-	-	
-	17	ZAVALA Ignacio	-	-	-	-	
-	4	PARRAGUIRRE Tomás	-	1	-	1	
<b>Others</b>			-	-	-	-	
<b>Total Team</b>			28	3	43	74	33.78





# P-3 VOLLEYBALL • Match players ranking

## U-21 Men's Pan American Cup 2011 Final (Places 3-4)




**Match:** 21 **Date:** 27/6/11 **Spectators:** 150  
**City:** Ciudad de Panamá  
**Hall:** Gimnasio Roberto Durán  
**Match duration:** **Start:** 19:10 **End:** 21:07 **Total:** 1:57

Teams	Sets	1	2	3	4	5	Total
CHI	3	26	19	25	25		95
PUR	1	24	25	22	19		90
Set duration		0:29	0:26	0:29	0:24		1:48




## PUR • Puerto Rico



**Spike**

Succ. %  
Limit: 15.00%

Rk	No	Name	Spikes	Faults	Shots	Total Attempts	Note
1	8	RIBAS Jose	13	3	21	37	35.14
2	16	MARRERO Noah Emmanuel	11	5	23	39	28.21
3	7	RIVERA Josue	6	7	22	35	17.14
-	17	BURGOS Ramon	4	4	9	17	
-	9	ROMERO Emanuel	3	-	2	5	
-	11	AGOSTO Jedissan	1	-	1	2	
-	1	MULERO Jose Miguel	-	-	-	-	
-	3	SANTIAGO Jair	-	-	-	-	
-	5	NIEVES Pedro	-	-	-	-	
-	14	NEGRON Brian	-	-	-	-	
Others			-	-	-	-	
<b>Total Team</b>			38	19	78	135	28.15



**Block**

Avg. by set

Rk	No	Name	Kill Blocks	Faults	Rebounds	Total Attempts	Note
1	17	BURGOS Ramon	6	2	11	19	1.50
2	11	AGOSTO Jedissan	4	2	6	12	1.00
3	8	RIBAS Jose	2	1	5	8	0.50
4	9	ROMERO Emanuel	1	1	9	11	0.25
4	7	RIVERA Josue	1	1	2	4	0.25
4	16	MARRERO Noah Emmanuel	1	2	5	8	0.25
-	1	MULERO Jose Miguel	-	-	-	-	
-	3	SANTIAGO Jair	-	-	-	-	
-	5	NIEVES Pedro	-	-	-	-	
-	14	NEGRON Brian	-	-	-	-	
Others			-	-	-	-	
<b>Total Team</b>			15	9	38	62	3.75





# P-3 VOLLEYBALL • Match players ranking

## U-21 Men's Pan American Cup 2011 Final (Places 3-4)




**Match:** 21   **Date:** 27/6/11   **Spectators:** 150  
**City:** Ciudad de Panamá  
**Hall:** Gimnasio Roberto Durán  
**Match duration:** Start: 19:10 End: 21:07 Total: 1:57

Teams	Sets	1	2	3	4	5	Total
CHI	3	26	19	25	25		95
PUR	1	24	25	22	19		90
Set duration		0:29	0:26	0:29	0:24		1:48



### PUR • Puerto Rico

Rk	No	Name	Aces	Faults	Serve Hits	Total Attempts	Note
1	7	RIVERA Josue	2	2	14	18	0.50
1	9	ROMERO Emanuel	2	4	7	13	0.50
3	16	MARRERO Noah Emmanuel	1	1	23	25	0.25
-	1	MULERO Jose Miguel	-	-	-	-	
-	3	SANTIAGO Jair	-	-	-	-	
-	5	NIEVES Pedro	-	-	-	-	
-	11	AGOSTO Jedissan	-	1	13	14	
-	8	RIBAS Jose	-	3	7	10	
-	17	BURGOS Ramon	-	3	7	10	
-	14	NEGRON Brian	-	1	-	1	
<b>Others</b>			-	-	-	-	
<b>Total Team</b>			5	15	71	91	1.25




**Serve**

Avg. by set

Team	Opponent errors & Team faults	Aces	Faults	Serve Hits	Total Attempts	Note
		32	32		64	

Rk	No	Name	Digs	Faults	Receptions	Total Attempts	Note
1	1	MULERO Jose Miguel	18	3	23	44	4.50
2	16	MARRERO Noah Emmanuel	9	6	8	23	2.25
3	8	RIBAS Jose	4	1	8	13	1.00
3	7	RIVERA Josue	4	3	3	10	1.00
5	11	AGOSTO Jedissan	1	3	10	14	0.25
-	3	SANTIAGO Jair	-	-	-	-	
-	5	NIEVES Pedro	-	-	-	-	
-	9	ROMERO Emanuel	-	-	1	1	
-	14	NEGRON Brian	-	-	-	-	
-	17	BURGOS Ramon	-	-	3	3	
<b>Others</b>			-	-	-	-	
<b>Total Team</b>			36	16	56	108	9.00



**Dig**

Avg. by set





# P-3 VOLLEYBALL • Match players ranking




U-21 Men's Pan American Cup 2011  
Final (Places 3-4)

**Match:** 21 **Date:** 27/6/11 **Spectators:** 150  
**City:** Ciudad de Panamá  
**Hall:** Gimansio Roberto Durán  
**Match duration:** **Start:** 19:10 **End:** 21:07 **Total:** 1:57

Teams	Sets	1	2	3	4	5	Total
CHI	3	26	19	25	25		95
PUR	1	24	25	22	19		90
Set duration		0:29	0:26	0:29	0:24		1:48




## PUR • Puerto Rico



**Set**

Avg. by set

Rk	No	Name	Running Sets	Faults	Still Sets	Total Attempts	Note
1	11	AGOSTO Jedissan	13	1	95	109	3.25
2	14	NEGRON Brian	1	-	4	5	0.25
-	1	MULERO Jose Miguel	-	-	-	-	
-	3	SANTIAGO Jair	-	-	-	-	
-	5	NIEVES Pedro	-	-	-	-	
-	7	RIVERA Josue	-	-	1	1	
-	8	RIBAS Jose	-	-	2	2	
-	9	ROMERO Emanuel	-	-	2	2	
-	17	BURGOS Ramon	-	-	2	2	
-	16	MARRERO Noah Emmanuel	-	1	1	2	
<b>Others</b>			-	-	-	-	
<b>Total Team</b>			14	2	107	123	3.50



**Reception**

Eff. %  
Limit: 25.00%

Rk	No	Name	Excellents	Faults	Serve Receptions	Total Attempts	Note
1	1	MULERO Jose Miguel	15	1	6	22	63.64
2	7	RIVERA Josue	5	1	28	34	11.76
-	8	RIBAS Jose	5	-	11	16	
-	17	BURGOS Ramon	1	-	1	2	
-	16	MARRERO Noah Emmanuel	-	-	1	1	
-	3	SANTIAGO Jair	-	-	-	-	
-	5	NIEVES Pedro	-	-	-	-	
-	9	ROMERO Emanuel	-	-	-	-	
-	11	AGOSTO Jedissan	-	-	-	-	
-	14	NEGRON Brian	-	-	-	-	
<b>Others</b>			-	-	-	-	
<b>Total Team</b>			26	2	47	75	32.00

