



# P-3 VOLLEYBALL • Match players ranking



U-21 Men's Pan American Cup 2011  
Final (Places 1-2)

**Match:** 22 **Date:** 27/6/11 **Spectators:** 200  
**City:** Ciudad de Panamá  
**Hall:** Gimnasio Roberto Durán  
**Match duration:** **Start:** 21:38 **End:** 23:31 **Total:** 1:53

Teams	Sets	1	2	3	4	5	Total
<b>CAN</b>	<b>1</b>	23	25	19	23		90
<b>VEN</b>	<b>3</b>	25	16	25	25		91
<b>Set duration</b>		0:27	0:22	0:25	0:30		1:44




## CAN • Canada



**Spike**

Succ. %  
Limit: 15.00%

Rk	No	Name	Spikes	Faults	Shots	Total Attempts	Note
1	7	HOAG Nicholas	15	4	9	28	53.57
2	3	MOREAU Daniel	11	6	7	24	45.83
3	11	KUFSKE Bradley	12	5	15	32	37.50
-	5	AUBRY Tristan	3	-	5	8	
-	12	VAN BERKEL Lucas	6	-	1	7	
-	18	MUELLER Jarron	2	-	2	4	
-	9	BELISLE Tommy	-	-	1	1	
-	8	OLMSTEAD Justin	-	-	-	-	
-	10	DAVIS Alexander	-	-	-	-	
-	13	SCHMIDT Branden	-	-	-	-	
-	15	SANDERS Tyler	-	-	-	-	
-	16	THIESSEN Derek	-	-	-	-	
<b>Others</b>			-	-	-	-	
<b>Total Team</b>			49	15	40	104	47.12



**Block**

Avg. by set

Rk	No	Name	Kill Blocks	Faults	Rebounds	Total Attempts	Note
1	12	VAN BERKEL Lucas	3	5	9	17	0.75
2	3	MOREAU Daniel	2	2	8	12	0.50
3	11	KUFSKE Bradley	1	-	1	2	0.25
3	5	AUBRY Tristan	1	2	11	14	0.25
3	18	MUELLER Jarron	1	2	6	9	0.25
3	7	HOAG Nicholas	1	1	1	3	0.25
-	8	OLMSTEAD Justin	-	-	-	-	
-	9	BELISLE Tommy	-	-	-	-	
-	10	DAVIS Alexander	-	-	-	-	
-	13	SCHMIDT Branden	-	-	-	-	
-	15	SANDERS Tyler	-	-	-	-	
-	16	THIESSEN Derek	-	-	-	-	
<b>Others</b>			-	-	-	-	
<b>Total Team</b>			9	12	36	57	2.25





# P-3 VOLLEYBALL • Match players ranking



U-21 Men's Pan American Cup 2011  
Final (Places 1-2)


**Match:** 22 **Date:** 27/6/11 **Spectators:** 200  
**City:** Ciudad de Panamá  
**Hall:** Gimnasio Roberto Durán  
**Match duration:** **Start:** 21:38 **End:** 23:31 **Total:** 1:53

Teams	Sets	1	2	3	4	5	Total
<b>CAN</b>	<b>1</b>	23	25	19	23		90
<b>VEN</b>	<b>3</b>	25	16	25	25		91
<b>Set duration</b>		0:27	0:22	0:25	0:30		1:44



## CAN • Canada

Rk	No	Name	Aces	Faults	Serve Hits	Total Attempts	Note
1	18	MUELLER Jarron	2	1	17	20	0.50
2	9	BELISLE Tommy	1	2	4	7	0.25
2	7	HOAG Nicholas	1	4	6	11	0.25
-	3	MOREAU Daniel	-	-	12	12	
-	8	OLMSTEAD Justin	-	-	-	-	
-	10	DAVIS Alexander	-	-	2	2	
-	12	VAN BERKEL Lucas	-	-	8	8	
-	15	SANDERS Tyler	-	-	-	-	
-	16	THIESSEN Derek	-	-	-	-	
-	5	AUBRY Tristan	-	1	12	13	
-	11	KUFSKE Bradley	-	3	14	17	
-	13	SCHMIDT Branden	-	1	-	1	
<b>Others</b>			-	-	-	-	
<b>Total Team</b>			4	12	75	91	1.00




**Serve**

Avg. by set

Team	Opponent errors & Team faults	28	28		56	
------	-------------------------------	----	----	--	----	--

Rk	No	Name	Digs	Faults	Receptions	Total Attempts	Note
1	8	OLMSTEAD Justin	7	2	11	20	1.75
1	18	MUELLER Jarron	7	3	8	18	1.75
3	3	MOREAU Daniel	5	3	7	15	1.25
4	12	VAN BERKEL Lucas	3	-	2	5	0.75
5	5	AUBRY Tristan	2	3	1	6	0.50
6	9	BELISLE Tommy	1	-	2	3	0.25
6	7	HOAG Nicholas	1	3	6	10	0.25
-	10	DAVIS Alexander	-	-	-	-	
-	13	SCHMIDT Branden	-	-	-	-	
-	15	SANDERS Tyler	-	-	-	-	
-	16	THIESSEN Derek	-	-	-	-	
-	11	KUFSKE Bradley	-	3	6	9	
<b>Others</b>			-	-	-	-	
<b>Total Team</b>			26	17	43	86	6.50



**Dig**

Avg. by set





# P-3 VOLLEYBALL • Match players ranking




## U-21 Men's Pan American Cup 2011 Final (Places 1-2)

**Match:** 22 **Date:** 27/6/11 **Spectators:** 200  
**City:** Ciudad de Panamá  
**Hall:** Gimnasio Roberto Durán  
**Match duration:** **Start:** 21:38 **End:** 23:31 **Total:** 1:53

Teams	Sets	1	2	3	4	5	Total
<b>CAN</b>	<b>1</b>	23	25	19	23		90
<b>VEN</b>	<b>3</b>	25	16	25	25		91
<b>Set duration</b>		0:27	0:22	0:25	0:30		1:44




## CAN • Canada



**Set**

Avg. by set

Rk	No	Name	Running Sets	Faults	Still Sets	Total Attempts	Note
1	18	MUELLER Jarron	13	1	69	83	3.25
-	3	MOREAU Daniel	-	-	-	-	
-	5	AUBRY Tristan	-	-	2	2	
-	7	HOAG Nicholas	-	-	2	2	
-	8	OLMSTEAD Justin	-	-	1	1	
-	9	BELISLE Tommy	-	-	-	-	
-	10	DAVIS Alexander	-	-	-	-	
-	11	KUFSKE Bradley	-	-	2	2	
-	12	VAN BERKEL Lucas	-	-	1	1	
-	13	SCHMIDT Branden	-	-	-	-	
-	15	SANDERS Tyler	-	-	-	-	
-	16	THIESSEN Derek	-	-	-	-	
<b>Others</b>			-	-	-	-	
<b>Total Team</b>			13	1	77	91	3.25



**Reception**

Eff. %  
Limit: 25.00%

Rk	No	Name	Excellents	Faults	Serve Receptions	Total Attempts	Note
1	7	HOAG Nicholas	16	3	12	31	41.94
2	11	KUFSKE Bradley	10	2	10	22	36.36
-	8	OLMSTEAD Justin	8	1	8	17	
-	3	MOREAU Daniel	1	-	1	2	
-	9	BELISLE Tommy	2	-	-	2	
-	5	AUBRY Tristan	-	-	1	1	
-	10	DAVIS Alexander	-	-	-	-	
-	12	VAN BERKEL Lucas	-	-	-	-	
-	13	SCHMIDT Branden	-	-	-	-	
-	15	SANDERS Tyler	-	-	-	-	
-	16	THIESSEN Derek	-	-	-	-	
-	18	MUELLER Jarron	-	-	-	-	
<b>Others</b>			-	-	-	-	
<b>Total Team</b>			37	6	32	75	41.33





# P-3 VOLLEYBALL • Match players ranking



U-21 Men's Pan American Cup 2011  
Final (Places 1-2)

**Match:** 22 **Date:** 27/6/11 **Spectators:** 200  
**City:** Ciudad de Panamá  
**Hall:** Gimnasio Roberto Durán  
**Match duration:** **Start:** 21:38 **End:** 23:31 **Total:** 1:53

Teams	Sets	1	2	3	4	5	Total
<b>CAN</b>	<b>1</b>	23	25	19	23		90
<b>VEN</b>	<b>3</b>	25	16	25	25		91
<b>Set duration</b>		0:27	0:22	0:25	0:30		1:44



## VEN • Venezuela



**Spike**

Succ. %  
Limit: 15.00%

Rk	No	Name	Spikes	Faults	Shots	Total Attempts	Note
1	11	CONTERERAS Jhoser	15	1	14	30	50.00
2	10	PIÑERUA URBINA Kervin	16	7	16	39	41.03
3	3	SANOJA Alejandro	6	2	9	17	35.29
-	8	ARTEAGA Daniel	1	3	10	14	
-	5	RODRIGUEZ Emerson	4	3	2	9	
-	6	PAEZ Carlos	3	-	-	3	
-	14	ANTONIO Carlos	-	-	1	1	
-	2	BRITO Pedro	-	-	-	-	
-	4	MATA Héctor	-	-	-	-	
-	12	ESPINOZA Henderson	-	-	-	-	
-	17	MAYOR Angel	-	-	-	-	
-	18	MARTINEZ José	-	-	-	-	
<b>Others</b>			-	-	-	-	
<b>Total Team</b>			45	16	52	113	39.82



**Block**

Avg. by set

Rk	No	Name	Kill Blocks	Faults	Rebounds	Total Attempts	Note
1	14	ANTONIO Carlos	4	1	7	12	1.00
1	5	RODRIGUEZ Emerson	4	2	4	10	1.00
3	3	SANOJA Alejandro	2	-	1	3	0.50
3	10	PIÑERUA URBINA Kervin	2	4	6	12	0.50
5	6	PAEZ Carlos	1	1	6	8	0.25
-	2	BRITO Pedro	-	-	-	-	
-	4	MATA Héctor	-	-	-	-	
-	8	ARTEAGA Daniel	-	-	1	1	
-	12	ESPINOZA Henderson	-	-	-	-	
-	17	MAYOR Angel	-	-	-	-	
-	18	MARTINEZ José	-	-	-	-	
-	11	CONTERERAS Jhoser	-	4	4	8	
<b>Others</b>			-	-	-	-	
<b>Total Team</b>			13	12	29	54	3.25





# P-3 VOLLEYBALL • Match players ranking



## U-21 Men's Pan American Cup 2011 Final (Places 1-2)


**Match:** 22 **Date:** 27/6/11 **Spectators:** 200  
**City:** Ciudad de Panamá  
**Hall:** Gimnasio Roberto Durán  
**Match duration:** **Start:** 21:38 **End:** 23:31 **Total:** 1:53

Teams	Sets	1	2	3	4	5	Total
<b>CAN</b>	<b>1</b>	23	25	19	23		90
<b>VEN</b>	<b>3</b>	25	16	25	25		91
<b>Set duration</b>		0:27	0:22	0:25	0:30		1:44



## VEN • Venezuela

Rk	No	Name	Aces	Faults	Serve Hits	Total Attempts	Note
1	11	CONTERERAS Jhoser	6	6	9	21	1.50
2	6	PAEZ Carlos	1	-	16	17	0.25
2	14	ANTONIO Carlos	1	-	12	13	0.25
-	2	BRITO Pedro	-	-	4	4	
-	4	MATA Héctor	-	-	-	-	
-	12	ESPINOZA Henderson	-	-	-	-	
-	17	MAYOR Angel	-	-	-	-	
-	18	MARTINEZ José	-	-	-	-	
-	8	ARTEAGA Daniel	-	1	8	9	
-	3	SANOJA Alejandro	-	1	6	7	
-	10	PIÑERUA URBINA Kervin	-	2	10	12	
-	5	RODRIGUEZ Emerson	-	3	4	7	
<b>Others</b>			-	-	-	-	
<b>Total Team</b>			8	13	69	90	2.00




**Serve**

Avg. by set

Team	Opponent errors & Team faults	Aces	Faults	Serve Hits	Total Attempts	Note
	Opponent errors & Team faults	25	20		45	

Rk	No	Name	Digs	Faults	Receptions	Total Attempts	Note
1	10	PINERUA URBINA Kervin	6	4	9	19	1.50
1	4	MATA Héctor	6	5	11	22	1.50
1	6	PAEZ Carlos	6	6	10	22	1.50
4	11	CONTERERAS Jhoser	2	5	4	11	0.50
5	8	ARTEAGA Daniel	1	-	1	2	0.25
-	2	BRITO Pedro	-	-	1	1	
-	5	RODRIGUEZ Emerson	-	-	-	-	
-	12	ESPINOZA Henderson	-	-	-	-	
-	17	MAYOR Angel	-	-	-	-	
-	18	MARTINEZ José	-	-	-	-	
-	14	ANTONIO Carlos	-	2	5	7	
-	3	SANOJA Alejandro	-	2	1	3	
<b>Others</b>			-	-	-	-	
<b>Total Team</b>			21	24	42	87	5.25



**Dig**

Avg. by set





# P-3 VOLLEYBALL • Match players ranking




## U-21 Men's Pan American Cup 2011 Final (Places 1-2)

**Match:** 22 **Date:** 27/6/11 **Spectators:** 200  
**City:** Ciudad de Panamá  
**Hall:** Gimnasio Roberto Durán  
**Match duration:** **Start:** 21:38 **End:** 23:31 **Total:** 1:53

Teams	Sets	1	2	3	4	5	Total
<b>CAN</b>	<b>1</b>	23	25	19	23		90
<b>VEN</b>	<b>3</b>	25	16	25	25		91
<b>Set duration</b>		0:27	0:22	0:25	0:30		1:44




## VEN • Venezuela



**Set**

Avg. by set

Rk	No	Name	Running Sets	Faults	Still Sets	Total Attempts	Note
1	6	PAEZ Carlos	9	1	75	85	2.25
-	2	BRITO Pedro	-	-	5	5	
-	3	SANOJA Alejandro	-	-	-	-	
-	4	MATA Héctor	-	-	1	1	
-	5	RODRIGUEZ Emerson	-	-	2	2	
-	8	ARTEAGA Daniel	-	-	-	-	
-	11	CONTERERAS Jhoser	-	-	1	1	
-	12	ESPINOZA Henderson	-	-	-	-	
-	14	ANTONIO Carlos	-	-	3	3	
-	17	MAYOR Angel	-	-	-	-	
-	18	MARTINEZ José	-	-	-	-	
-	10	PIÑERUA URBINA Kervin	-	1	-	1	
<b>Others</b>			-	-	-	-	
<b>Total Team</b>			9	2	87	98	2.25



**Reception**

Eff. %  
Limit: 25.00%

Rk	No	Name	Excellents	Faults	Serve Receptions	Total Attempts	Note
1	4	MATA Héctor	16	1	7	24	62.50
2	11	CONTERERAS Jhoser	13	1	10	24	50.00
-	8	ARTEAGA Daniel	11	-	7	18	
-	3	SANOJA Alejandro	5	-	3	8	
-	14	ANTONIO Carlos	1	1	-	2	
-	10	PIÑERUA URBINA Kervin	1	-	-	1	
-	2	BRITO Pedro	-	-	-	-	
-	5	RODRIGUEZ Emerson	-	-	-	-	
-	6	PAEZ Carlos	-	-	-	-	
-	12	ESPINOZA Henderson	-	-	-	-	
-	17	MAYOR Angel	-	-	-	-	
-	18	MARTINEZ José	-	-	-	-	
<b>Others</b>			-	-	-	-	
<b>Total Team</b>			47	3	27	77	57.14

