



# P-3 VOLLEYBALL • Match players ranking




U-21 Men's Pan American Cup 2011  
Preliminar Grupo A

**Match:** 3    **Date:** 23/6/11    **Spectators:** 100  
**City:** Ciudad de Panamá  
**Hall:** Gimnasio Roberto Durán  
**Match duration:** Start: 16:00 End: 16:57 Total: 0:57

Teams	Sets	1	2	3	4	5	Total
<b>VEN</b>	<b>3</b>	25	25	25			75
<b>HON</b>	<b>0</b>	3	7	9			19
<b>Set duration</b>		0:15	0:19	0:17			0:51




## VEN • Venezuela



**Spike**

Succ. %  
Limit: 15.00%

Rk	No	Name	Spikes	Faults	Shots	Total Attempts	Note
1	12	ESPINOZA Henderson	6	-	2	8	75.00
2	5	RODRIGUEZ Emerson	6	1	2	9	66.67
3	8	ARTEAGA Daniel	6	-	6	12	50.00
-	10	PIÑERUA URBINA Kervin	5	-	1	6	
-	11	CONTERERAS Jhoser	1	-	4	5	
-	14	ANTONIO Carlos	3	-	2	5	
-	18	MARTINEZ José	1	3	-	4	
-	3	SANOJA Alejandro	1	1	-	2	
-	6	PAEZ Carlos	-	-	1	1	
-	2	BRITO Pedro	-	-	-	-	
-	4	MATA Héctor	-	-	-	-	
-	17	MAYOR Angel	-	-	-	-	
<b>Others</b>			-	-	-	-	
<b>Total Team</b>			29	5	18	52	55.77



**Block**

Avg. by set

Rk	No	Name	Kill Blocks	Faults	Rebounds	Total Attempts	Note
1	2	BRITO Pedro	1	-	1	2	0.33
1	18	MARTINEZ José	1	-	1	2	0.33
1	5	RODRIGUEZ Emerson	1	1	4	6	0.33
1	8	ARTEAGA Daniel	1	1	1	3	0.33
-	3	SANOJA Alejandro	-	-	-	-	
-	4	MATA Héctor	-	-	-	-	
-	10	PIÑERUA URBINA Kervin	-	-	-	-	
-	11	CONTERERAS Jhoser	-	-	-	-	
-	17	MAYOR Angel	-	-	-	-	
-	6	PAEZ Carlos	-	1	2	3	
-	14	ANTONIO Carlos	-	1	2	3	
-	12	ESPINOZA Henderson	-	1	1	2	
<b>Others</b>			-	-	-	-	
<b>Total Team</b>			4	5	12	21	1.33





# P-3 VOLLEYBALL • Match players ranking



U-21 Men's Pan American Cup 2011  
Preliminar Grupo A


**Match:** 3 **Date:** 23/6/11 **Spectators:** 100  
**City:** Ciudad de Panamá  
**Hall:** Gimnasio Roberto Durán  
**Match duration:** **Start:** 16:00 **End:** 16:57 **Total:** 0:57

Teams	Sets	1	2	3	4	5	Total
VEN	3	25	25	25			75
HON	0	3	7	9			19
Set duration		0:15	0:19	0:17			0:51



## VEN • Venezuela

Rk	No	Name	Aces	Faults	Serve Hits	Total Attempts	Note
1	11	CONTERERAS Jhoser	6	-	9	15	2.00
1	10	PIÑERUA URBINA Kervin	6	1	4	11	2.00
3	8	ARTEAGA Daniel	3	1	2	6	1.00
4	14	ANTONIO Carlos	2	-	7	9	0.67
5	2	BRITO Pedro	1	-	6	7	0.33
5	12	ESPINOZA Henderson	1	-	7	8	0.33
5	5	RODRIGUEZ Emerson	1	1	7	9	0.33
-	3	SANOJA Alejandro	-	-	-	-	
-	4	MATA Héctor	-	-	-	-	
-	6	PAEZ Carlos	-	-	8	8	
-	17	MAYOR Angel	-	-	-	-	
-	18	MARTINEZ José	-	-	1	1	
<b>Others</b>			-	-	-	-	
<b>Total Team</b>			20	3	51	74	6.67




**Serve**

Avg. by set

Team	Opponent errors & Team faults	Aces	Faults	Serve Hits	Total Attempts	Note
		22	4		26	

Rk	No	Name	Digs	Faults	Receptions	Total Attempts	Note
1	4	MATA Héctor	8	-	5	13	2.67
2	8	ARTEAGA Daniel	4	-	1	5	1.33
3	10	PIÑERUA URBINA Kervin	3	-	1	4	1.00
3	18	MARTINEZ José	3	-	2	5	1.00
5	5	RODRIGUEZ Emerson	1	-	-	1	0.33
5	6	PAEZ Carlos	1	1	3	5	0.33
5	12	ESPINOZA Henderson	1	1	2	4	0.33
-	2	BRITO Pedro	-	-	-	-	
-	3	SANOJA Alejandro	-	-	1	1	
-	11	CONTERERAS Jhoser	-	-	2	2	
-	14	ANTONIO Carlos	-	-	4	4	
-	17	MAYOR Angel	-	-	-	-	
<b>Others</b>			-	-	-	-	
<b>Total Team</b>			21	2	21	44	7.00



**Dig**

Avg. by set





# P-3 VOLLEYBALL • Match players ranking




U-21 Men's Pan American Cup 2011  
Preliminar Grupo A

**Match:** 3    **Date:** 23/6/11    **Spectators:** 100  
**City:** Ciudad de Panamá  
**Hall:** Gimnasio Roberto Durán  
**Match duration:** **Start:** 16:00    **End:** 16:57    **Total:** 0:57

Teams	Sets	1	2	3	4	5	Total
<b>VEN</b>	<b>3</b>	25	25	25			75
<b>HON</b>	<b>0</b>	3	7	9			19
<b>Set duration</b>		0:15	0:19	0:17			0:51




## VEN • Venezuela



**Set**

Avg. by set

Rk	No	Name	Running Sets	Faults	Still Sets	Total Attempts	Note
1	6	PAEZ Carlos	15	-	11	26	5.00
2	2	BRITO Pedro	3	-	15	18	1.00
-	3	SANOJA Alejandro	-	-	-	-	
-	4	MATA Héctor	-	-	-	-	
-	5	RODRIGUEZ Emerson	-	-	1	1	
-	8	ARTEAGA Daniel	-	-	-	-	
-	10	PIÑERUA URBINA Kervin	-	-	-	-	
-	11	CONTERERAS Jhoser	-	-	-	-	
-	12	ESPINOZA Henderson	-	-	-	-	
-	14	ANTONIO Carlos	-	-	2	2	
-	17	MAYOR Angel	-	-	-	-	
-	18	MARTINEZ José	-	-	-	-	
<b>Others</b>			-	-	-	-	
<b>Total Team</b>			18	-	29	47	6.00



**Reception**

Eff. %  
Limit: 25.00%

Rk	No	Name	Excellents	Faults	Serve Receptions	Total Attempts	Note
1	4	MATA Héctor	3	-	2	5	60.00
2	8	ARTEAGA Daniel	2	-	2	4	50.00
-	11	CONTERERAS Jhoser	-	-	3	3	
-	18	MARTINEZ José	1	-	1	2	
-	2	BRITO Pedro	-	-	-	-	
-	3	SANOJA Alejandro	-	-	-	-	
-	5	RODRIGUEZ Emerson	-	-	-	-	
-	6	PAEZ Carlos	-	-	-	-	
-	10	PIÑERUA URBINA Kervin	-	-	-	-	
-	12	ESPINOZA Henderson	-	-	-	-	
-	14	ANTONIO Carlos	-	-	-	-	
-	17	MAYOR Angel	-	-	-	-	
<b>Others</b>			-	-	-	-	
<b>Total Team</b>			6	-	8	14	42.86





# P-3 VOLLEYBALL • Match players ranking




U-21 Men's Pan American Cup 2011  
Preliminar Grupo A

**Match:** 3 **Date:** 23/6/11 **Spectators:** 100  
**City:** Ciudad de Panamá  
**Hall:** Gimnasio Roberto Durán  
**Match duration:** **Start:** 16:00 **End:** 16:57 **Total:** 0:57

Teams	Sets	1	2	3	4	5	Total
<b>VEN</b>	<b>3</b>	25	25	25			75
<b>HON</b>	<b>0</b>	3	7	9			19
<b>Set duration</b>		0:15	0:19	0:17			0:51


## HON • Honduras



**Spike**

Succ. %  
Limit: 15.00%

Rk	No	Name	Spikes	Faults	Shots	Total Attempts	Note
1	10	VASQUEZ Ricardo	4	5	15	24	16.67
-	3	VASQUEZ José	-	5	8	13	
-	7	HERNANDEZ Orestes	2	1	3	6	
-	8	FLORES Andre	-	1	2	3	
-	12	MASSU Jonathan	-	1	2	3	
-	5	CHAVEZ Diego	1	-	1	2	
-	1	MARADIAGA Cristobal	-	-	1	1	
-	4	MALDONADO Daniel	-	1	-	1	
-	6	CACHO Allan	-	1	-	1	
-	2	PADILLA Alex	-	-	-	-	
-	9	OCHOA Diego	-	-	-	-	
-	11	SABIO Kristian	-	-	-	-	
<b>Others</b>			-	-	-	-	
<b>Total Team</b>			7	15	32	54	12.96



**Block**

Avg. by set

Rk	No	Name	Kill Blocks	Faults	Rebounds	Total Attempts	Note
1	10	VASQUEZ Ricardo	1	-	2	3	0.33
-	1	MARADIAGA Cristobal	-	-	1	1	
-	2	PADILLA Alex	-	-	-	-	
-	3	VASQUEZ José	-	-	2	2	
-	5	CHAVEZ Diego	-	-	3	3	
-	6	CACHO Allan	-	-	2	2	
-	8	FLORES Andre	-	-	2	2	
-	9	OCHOA Diego	-	-	-	-	
-	11	SABIO Kristian	-	-	-	-	
-	12	MASSU Jonathan	-	3	6	9	
-	4	MALDONADO Daniel	-	1	-	1	
-	7	HERNANDEZ Orestes	-	1	-	1	
<b>Others</b>			-	-	-	-	
<b>Total Team</b>			1	5	18	24	0.33





# P-3 VOLLEYBALL • Match players ranking




U-21 Men's Pan American Cup 2011  
Preliminar Grupo A

**Match:** 3   **Date:** 23/6/11   **Spectators:** 100  
**City:** Ciudad de Panamá  
**Hall:** Gimnasio Roberto Durán  
**Match duration:** **Start:** 16:00   **End:** 16:57   **Total:** 0:57

Teams	Sets	1	2	3	4	5	Total
VEN	3	25	25	25			75
HON	0	3	7	9			19
Set duration		0:15	0:19	0:17			0:51

## HON • Honduras

Rk	No	Name	Aces	Faults	Serve Hits	Total Attempts	Note
1	3	VASQUEZ José	1	1	2	4	0.33
-	1	MARADIAGA Cristobal	-	-	3	3	
-	2	PADILLA Alex	-	-	-	-	
-	5	CHAVEZ Diego	-	-	1	1	
-	6	CACHO Allan	-	-	-	-	
-	7	HERNANDEZ Orestes	-	-	3	3	
-	9	OCHOA Diego	-	-	-	-	
-	10	VASQUEZ Ricardo	-	-	3	3	
-	11	SABIO Kristian	-	-	-	-	
-	12	MASSU Jonathan	-	2	2	4	
-	4	MALDONADO Daniel	-	1	-	1	
-	8	FLORES Andre	-	1	-	1	
<b>Others</b>			-	-	-	-	
<b>Total Team</b>			1	5	14	20	0.33




**Serve**

Avg. by set

Team	Opponent errors & Team faults	Aces	Faults	Serve Hits	Total Attempts	Note
	Opponent errors & Team faults	10	24		34	

Rk	No	Name	Digs	Faults	Receptions	Total Attempts	Note
1	11	SABIO Kristian	3	-	1	4	1.00
1	7	HERNANDEZ Orestes	3	2	4	9	1.00
3	10	VASQUEZ Ricardo	2	1	2	5	0.67
3	12	MASSU Jonathan	2	2	1	5	0.67
5	5	CHAVEZ Diego	1	-	4	5	0.33
5	6	CACHO Allan	1	-	3	4	0.33
5	3	VASQUEZ José	1	3	5	9	0.33
-	2	PADILLA Alex	-	-	-	-	
-	4	MALDONADO Daniel	-	-	2	2	
-	8	FLORES Andre	-	-	-	-	
-	9	OCHOA Diego	-	-	-	-	
-	1	MARADIAGA Cristobal	-	3	6	9	
<b>Others</b>			-	-	-	-	
<b>Total Team</b>			13	11	28	52	4.33



**Dig**

Avg. by set





# P-3 VOLLEYBALL • Match players ranking




U-21 Men's Pan American Cup 2011  
Preliminar Grupo A


**Match:** 3   **Date:** 23/6/11   **Spectators:** 100  
**City:** Ciudad de Panamá  
**Hall:** Gimnasio Roberto Durán  
**Match duration:** **Start:** 16:00   **End:** 16:57   **Total:** 0:57

Teams	Sets	1	2	3	4	5	Total
<b>VEN</b>	<b>3</b>	25	25	25			75
<b>HON</b>	<b>0</b>	3	7	9			19
<b>Set duration</b>		0:15	0:19	0:17			0:51

## HON • Honduras

 <b>Set</b>	Rk	No	Name	Running Sets	Faults	Still Sets	Total Attempts	Note
	1	1	MARADIAGA Cristobal	5	1	12	18	1.67
	2	3	VASQUEZ José	3	-	21	24	1.00
	3	6	CACHO Allan	1	-	-	1	0.33
	-	2	PADILLA Alex	-	-	-	-	
	-	4	MALDONADO Daniel	-	-	1	1	
	-	5	CHAVEZ Diego	-	-	-	-	
	-	7	HERNANDEZ Orestes	-	-	1	1	
	-	8	FLORES Andre	-	-	-	-	
	-	9	OCHOA Diego	-	-	-	-	
	-	10	VASQUEZ Ricardo	-	-	3	3	
	-	11	SABIO Kristian	-	-	-	-	
	-	12	MASSU Jonathan	-	-	-	-	
<b>Others</b>				-	-	-	-	
<b>Total Team</b>				9	1	38	48	3.00

Avg. by set

 <b>Reception</b>	Rk	No	Name	Excellents	Faults	Serve Receptions	Total Attempts	Note
	1	10	VASQUEZ Ricardo	16	1	9	26	57.69
	-	1	MARADIAGA Cristobal	4	3	2	9	
	-	3	VASQUEZ José	2	2	3	7	
	-	8	FLORES Andre	-	-	1	1	
	-	11	SABIO Kristian	-	-	1	1	
	-	2	PADILLA Alex	-	-	-	-	
	-	6	CACHO Allan	-	-	-	-	
	-	9	OCHOA Diego	-	-	-	-	
	-	12	MASSU Jonathan	-	1	3	4	
	-	5	CHAVEZ Diego	-	1	2	3	
	-	7	HERNANDEZ Orestes	3	5	5	13	
	-	4	MALDONADO Daniel	-	1	1	2	
<b>Others</b>				-	-	-	-	
<b>Total Team</b>				25	14	27	66	16.67

Eff. %  
Limit: 25.00%

