



# P-3 VOLLEYBALL • Match players ranking



X Pan American Women's Volleyball Cup 2011

Group-B

**Match:** 22 **Date:** 7/3/2011 **Spectators:** 875  
**City:** Cd.Juarez, Chihuahua  
**Hall:** UACJ  
**Match duration:** Start: 16:00 End: 17:18 Total: 1:18

| Teams               | Sets     | 1    | 2    | 3    | 4 | 5 | Total |
|---------------------|----------|------|------|------|---|---|-------|
| <b>PER</b>          | <b>3</b> | 25   | 25   | 26   |   |   | 76    |
| <b>CRC</b>          | <b>0</b> | 19   | 12   | 24   |   |   | 55    |
| <b>Set duration</b> |          | 0:26 | 0:21 | 0:25 |   |   | 1:12  |



**PER • Peru**

**Spike**

Succ. %  
Limit: 15.00%

| Rk                | No | Name              | Spikes | Faults | Shots | Total Attempts | Note  |
|-------------------|----|-------------------|--------|--------|-------|----------------|-------|
| 1                 | 2  | URIBE Mirtha      | 12     | 2      | 7     | 21             | 57.14 |
| 2                 | 1  | AQUINO Angelica   | 10     | 1      | 9     | 20             | 50.00 |
| 3                 | 15 | ORTIZ Karla       | 9      | 8      | 14    | 31             | 29.03 |
| -                 | 4  | SOTO Diana        | 7      | 1      | 7     | 15             |       |
| -                 | 7  | ZAMUDIO Yulissa   | 6      | 2      | 4     | 12             |       |
| -                 | 14 | KELDIBEKOVA Elena | 2      | -      | 2     | 4              |       |
| -                 | 12 | RUEDA Carla       | 1      | -      | 2     | 3              |       |
| -                 | 3  | GARCIA Paola      | -      | -      | -     | -              |       |
| -                 | 5  | PALACIOS Vanessa  | -      | -      | -     | -              |       |
| -                 | 13 | LA ROSA Zoyla     | -      | -      | -     | -              |       |
| -                 | 16 | BAYLON Luren      | -      | -      | -     | -              |       |
| <b>Others</b>     |    |                   | -      | -      | -     | -              |       |
| <b>Total Team</b> |    |                   | 47     | 14     | 45    | 106            | 44.34 |

**Block**

Avg. by set

| Rk                | No | Name              | Kill Blocks | Faults | Rebounds | Total Attempts | Note |
|-------------------|----|-------------------|-------------|--------|----------|----------------|------|
| 1                 | 15 | ORTIZ Karla       | 3           | 3      | 2        | 8              | 1.00 |
| 2                 | 7  | ZAMUDIO Yulissa   | 2           | 2      | 3        | 7              | 0.67 |
| 3                 | 14 | KELDIBEKOVA Elena | 1           | -      | 5        | 6              | 0.33 |
| -                 | 3  | GARCIA Paola      | -           | -      | -        | -              |      |
| -                 | 5  | PALACIOS Vanessa  | -           | -      | -        | -              |      |
| -                 | 13 | LA ROSA Zoyla     | -           | -      | -        | -              |      |
| -                 | 16 | BAYLON Luren      | -           | -      | -        | -              |      |
| -                 | 1  | AQUINO Angelica   | -           | 1      | 1        | 2              |      |
| -                 | 2  | URIBE Mirtha      | -           | 5      | 5        | 10             |      |
| -                 | 4  | SOTO Diana        | -           | 3      | 3        | 6              |      |
| -                 | 12 | RUEDA Carla       | -           | 1      | -        | 1              |      |
| <b>Others</b>     |    |                   | -           | -      | -        | -              |      |
| <b>Total Team</b> |    |                   | 6           | 15     | 19       | 40             | 2.00 |





# P-3 VOLLEYBALL • Match players ranking




X Pan American Women's Volleyball Cup 2011  
Group-B

**Match:** 22 **Date:** 7/3/2011 **Spectators:** 875  
**City:** Cd.Juarez, Chihuahua  
**Hall:** UACJ  
**Match duration:** Start: 16:00 End: 17:18 Total: 1:18

| Teams               | Sets     | 1    | 2    | 3    | 4 | 5 | Total |
|---------------------|----------|------|------|------|---|---|-------|
| <b>PER</b>          | <b>3</b> | 25   | 25   | 26   |   |   | 76    |
| <b>CRC</b>          | <b>0</b> | 19   | 12   | 24   |   |   | 55    |
| <b>Set duration</b> |          | 0:26 | 0:21 | 0:25 |   |   | 1:12  |

## PER • Peru

| Rk                | No | Name              | Aces | Faults | Serve Hits | Total Attempts | Note |
|-------------------|----|-------------------|------|--------|------------|----------------|------|
| 1                 | 1  | AQUINO Angelica   | 5    | 1      | 23         | 29             | 1.67 |
| 2                 | 14 | KELDIBEKOVA Elena | 3    | -      | 8          | 11             | 1.00 |
| 3                 | 4  | SOTO Diana        | 1    | 1      | 10         | 12             | 0.33 |
| 3                 | 15 | ORTIZ Karla       | 1    | 1      | 6          | 8              | 0.33 |
| -                 | 3  | GARCIA Paola      | -    | -      | -          | -              |      |
| -                 | 5  | PALACIOS Vanessa  | -    | -      | -          | -              |      |
| -                 | 12 | RUEDA Carla       | -    | -      | -          | -              |      |
| -                 | 13 | LA ROSA Zoyla     | -    | -      | -          | -              |      |
| -                 | 16 | BAYLON Luren      | -    | -      | -          | -              |      |
| -                 | 7  | ZAMUDIO Yulissa   | -    | 1      | 7          | 8              |      |
| -                 | 2  | URIBE Mirtha      | -    | 1      | 5          | 6              |      |
| <b>Others</b>     |    |                   | -    | -      | -          | -              |      |
| <b>Total Team</b> |    |                   | 10   | 5      | 59         | 74             | 3.33 |



**Serve**

Avg. by set

| Team | Opponent errors & Team faults | Aces | Faults | Serve Hits | Total Attempts | Note |
|------|-------------------------------|------|--------|------------|----------------|------|
|      | Opponent errors & Team faults | 13   | 2      |            | 15             |      |

| Rk                | No | Name              | Digs | Faults | Receptions | Total Attempts | Note |
|-------------------|----|-------------------|------|--------|------------|----------------|------|
| 1                 | 5  | PALACIOS Vanessa  | 7    | 1      | 17         | 25             | 2.33 |
| 2                 | 4  | SOTO Diana        | 2    | 3      | 4          | 9              | 0.67 |
| 2                 | 12 | RUEDA Carla       | 2    | 2      | 1          | 5              | 0.67 |
| 4                 | 15 | ORTIZ Karla       | 1    | 3      | 7          | 11             | 0.33 |
| -                 | 2  | URIBE Mirtha      | -    | -      | 6          | 6              |      |
| -                 | 3  | GARCIA Paola      | -    | -      | -          | -              |      |
| -                 | 13 | LA ROSA Zoyla     | -    | -      | -          | -              |      |
| -                 | 16 | BAYLON Luren      | -    | -      | -          | -              |      |
| -                 | 14 | KELDIBEKOVA Elena | -    | 1      | 13         | 14             |      |
| -                 | 1  | AQUINO Angelica   | -    | 2      | 14         | 16             |      |
| -                 | 7  | ZAMUDIO Yulissa   | -    | 1      | 6          | 7              |      |
| <b>Others</b>     |    |                   | -    | -      | -          | -              |      |
| <b>Total Team</b> |    |                   | 12   | 13     | 68         | 93             | 4.00 |



**Dig**

Avg. by set





# P-3 VOLLEYBALL • Match players ranking



## X Pan American Women's Volleyball Cup 2011

### Group-B

**Match:** 22 **Date:** 7/3/2011 **Spectators:** 875  
**City:** Cd.Juarez, Chihuahua  
**Hall:** UACJ  
**Match duration:** Start: 16:00 End: 17:18 Total: 1:18

| Teams               | Sets     | 1    | 2    | 3    | 4 | 5 | Total |
|---------------------|----------|------|------|------|---|---|-------|
| <b>PER</b>          | <b>3</b> | 25   | 25   | 26   |   |   | 76    |
| <b>CRC</b>          | <b>0</b> | 19   | 12   | 24   |   |   | 55    |
| <b>Set duration</b> |          | 0:26 | 0:21 | 0:25 |   |   | 1:12  |

## PER • Peru

| <br>Set           | Rk | No              | Name              | Running Sets | Faults | Still Sets | Total Attempts | Note |
|-------------------|----|-----------------|-------------------|--------------|--------|------------|----------------|------|
|                   | 1  | 14              | KELDIBEKOVA Elena | 19           | 1      | 58         | 78             | 6.33 |
|                   | -  | 1               | AQUINO Angelica   | -            | -      | -          | -              |      |
|                   | -  | 2               | URIBE Mirtha      | -            | -      | 1          | 1              |      |
|                   | -  | 3               | GARCIA Paola      | -            | -      | -          | -              |      |
|                   | -  | 4               | SOTO Diana        | -            | -      | -          | -              |      |
|                   | -  | 5               | PALACIOS Vanessa  | -            | -      | -          | -              |      |
|                   | -  | 12              | RUEDA Carla       | -            | -      | -          | -              |      |
|                   | -  | 13              | LA ROSA Zoyla     | -            | -      | -          | -              |      |
|                   | -  | 16              | BAYLON Luren      | -            | -      | -          | -              |      |
| -                 | 7  | ZAMUDIO Yulissa | -                 | 1            | 1      | 2          |                |      |
| -                 | 15 | ORTIZ Karla     | -                 | 1            | -      | 1          |                |      |
| <b>Others</b>     |    |                 |                   | -            | -      | -          | -              |      |
| <b>Total Team</b> |    |                 |                   | 19           | 3      | 60         | 82             | 6.33 |

Avg. by set

| <br>Reception     | Rk | No                | Name             | Excellents | Faults | Serve Receptions | Total Attempts | Note  |
|-------------------|----|-------------------|------------------|------------|--------|------------------|----------------|-------|
|                   | 1  | 5                 | PALACIOS Vanessa | 7          | -      | 9                | 16             | 43.75 |
|                   | 2  | 1                 | AQUINO Angelica  | 7          | 1      | 11               | 19             | 31.58 |
|                   | -  | 15                | ORTIZ Karla      | 4          | 1      | 6                | 11             |       |
|                   | -  | 12                | RUEDA Carla      | 1          | 1      | 3                | 5              |       |
|                   | -  | 16                | BAYLON Luren     | -          | -      | 2                | 2              |       |
|                   | -  | 4                 | SOTO Diana       | -          | -      | 1                | 1              |       |
|                   | -  | 2                 | URIBE Mirtha     | -          | -      | -                | -              |       |
|                   | -  | 3                 | GARCIA Paola     | -          | -      | -                | -              |       |
|                   | -  | 7                 | ZAMUDIO Yulissa  | -          | -      | -                | -              |       |
| -                 | 13 | LA ROSA Zoyla     | -                | -          | -      | -                |                |       |
| -                 | 14 | KELDIBEKOVA Elena | -                | -          | -      | -                |                |       |
| <b>Others</b>     |    |                   |                  | -          | -      | -                | -              |       |
| <b>Total Team</b> |    |                   |                  | 19         | 3      | 32               | 54             | 29.63 |

Eff. %  
Limit: 25.00%





# P-3 VOLLEYBALL • Match players ranking



## X Pan American Women's Volleyball Cup 2011

### Group-B

**Match:** 22 **Date:** 7/3/2011 **Spectators:** 875  
**City:** Cd.Juarez, Chihuahua  
**Hall:** UACJ  
**Match duration:** Start: 16:00 End: 17:18 Total: 1:18

| Teams        | Sets | 1    | 2    | 3    | 4 | 5 | Total |
|--------------|------|------|------|------|---|---|-------|
| PER          | 3    | 25   | 25   | 26   |   |   | 76    |
| CRC          | 0    | 19   | 12   | 24   |   |   | 55    |
| Set duration |      | 0:26 | 0:21 | 0:25 |   |   | 1:12  |



## CRC • Costa Rica

**Spike**

Succ. %  
Limit: 15.00%

| Rk                | No | Name                    | Spikes | Faults | Shots | Total Attempts | Note  |
|-------------------|----|-------------------------|--------|--------|-------|----------------|-------|
| 1                 | 6  | WILLIS LINDO Angela     | 6      | 3      | 6     | 15             | 40.00 |
| 2                 | 7  | QUESADA S. Mariela      | 8      | 3      | 11    | 22             | 36.36 |
| 3                 | 5  | COPE CHARLES Karen      | 6      | 6      | 18    | 30             | 20.00 |
| -                 | 10 | RAMIREZ VARGAS Paola    | 8      | 1      | 4     | 13             |       |
| -                 | 1  | THOMPSON SMITH Dionisia | 1      | 2      | 2     | 5              |       |
| -                 | 16 | HINES CUZA Mijal        | 1      | -      | 3     | 4              |       |
| -                 | 14 | FONSECA AVILA Irene     | -      | -      | 1     | 1              |       |
| -                 | 4  | GAMBOA BONILLA Johanna  | -      | 1      | -     | 1              |       |
| -                 | 3  | MURILLO CHAVEZ Viviana  | -      | -      | -     | -              |       |
| -                 | 9  | WILLIS LINDO Verania    | -      | -      | -     | -              |       |
| -                 | 15 | ARAYA URBINA Marcela    | -      | -      | -     | -              |       |
| -                 | 17 | ARIAS CAMPOS Amelia     | -      | -      | -     | -              |       |
| Others            |    |                         | -      | -      | -     | -              |       |
| <b>Total Team</b> |    |                         | 30     | 16     | 45    | 91             | 32.97 |

**Block**

Avg. by set

| Rk                | No | Name                    | Kill Blocks | Faults | Rebounds | Total Attempts | Note |
|-------------------|----|-------------------------|-------------|--------|----------|----------------|------|
| 1                 | 5  | COPE CHARLES Karen      | 1           | -      | 3        | 4              | 0.33 |
| 1                 | 7  | QUESADA S. Mariela      | 1           | 1      | 2        | 4              | 0.33 |
| 1                 | 6  | WILLIS LINDO Angela     | 1           | 4      | 5        | 10             | 0.33 |
| -                 | 3  | MURILLO CHAVEZ Viviana  | -           | -      | -        | -              |      |
| -                 | 4  | GAMBOA BONILLA Johanna  | -           | -      | 1        | 1              |      |
| -                 | 9  | WILLIS LINDO Verania    | -           | -      | -        | -              |      |
| -                 | 14 | FONSECA AVILA Irene     | -           | -      | 2        | 2              |      |
| -                 | 15 | ARAYA URBINA Marcela    | -           | -      | -        | -              |      |
| -                 | 17 | ARIAS CAMPOS Amelia     | -           | -      | -        | -              |      |
| -                 | 16 | HINES CUZA Mijal        | -           | 1      | 6        | 7              |      |
| -                 | 1  | THOMPSON SMITH Dionisia | -           | 2      | 4        | 6              |      |
| -                 | 10 | RAMIREZ VARGAS Paola    | -           | 3      | 5        | 8              |      |
| Others            |    |                         | -           | -      | -        | -              |      |
| <b>Total Team</b> |    |                         | 3           | 11     | 28       | 42             | 1.00 |





# P-3 VOLLEYBALL • Match players ranking



## X Pan American Women's Volleyball Cup 2011

### Group-B

**Match:** 22 **Date:** 7/3/2011 **Spectators:** 875  
**City:** Cd.Juarez, Chihuahua  
**Hall:** UACJ  
**Match duration:** Start: 16:00 End: 17:18 Total: 1:18

| Teams        | Sets | 1    | 2    | 3    | 4 | 5 | Total |
|--------------|------|------|------|------|---|---|-------|
| PER          | 3    | 25   | 25   | 26   |   |   | 76    |
| CRC          | 0    | 19   | 12   | 24   |   |   | 55    |
| Set duration |      | 0:26 | 0:21 | 0:25 |   |   | 1:12  |



## CRC • Costa Rica

**Serve**

Avg. by set

| Rk                | No | Name                    | Aces | Faults | Serve Hits | Total Attempts | Note |
|-------------------|----|-------------------------|------|--------|------------|----------------|------|
| 1                 | 6  | WILLIS LINDO Angela     | 1    | -      | 4          | 5              | 0.33 |
| 1                 | 14 | FONSECA AVILA Irene     | 1    | 1      | 8          | 10             | 0.33 |
| -                 | 1  | THOMPSON SMITH Dionisia | -    | -      | 6          | 6              |      |
| -                 | 3  | MURILLO CHAVEZ Viviana  | -    | -      | -          | -              |      |
| -                 | 4  | GAMBOA BONILLA Johanna  | -    | -      | -          | -              |      |
| -                 | 5  | COPE CHARLES Karen      | -    | -      | 10         | 10             |      |
| -                 | 9  | WILLIS LINDO Verania    | -    | -      | -          | -              |      |
| -                 | 10 | RAMIREZ VARGAS Paola    | -    | -      | 6          | 6              |      |
| -                 | 15 | ARAYA URBINA Marcela    | -    | -      | 2          | 2              |      |
| -                 | 17 | ARIAS CAMPOS Amelia     | -    | -      | 2          | 2              |      |
| -                 | 7  | QUESADA S. Mariela      | -    | 1      | 11         | 12             |      |
| -                 | 16 | HINES CUZA Mijal        | -    | 1      | 3          | 4              |      |
| <b>Others</b>     |    |                         | -    | -      | -          | -              |      |
| <b>Total Team</b> |    |                         | 2    | 3      | 52         | 57             | 0.67 |

### Team

|                               |    |    |  |    |  |
|-------------------------------|----|----|--|----|--|
| Opponent errors & Team faults | 20 | 16 |  | 36 |  |
|-------------------------------|----|----|--|----|--|

**Dig**

Avg. by set

| Rk                | No | Name                    | Digs | Faults | Receptions | Total Attempts | Note |
|-------------------|----|-------------------------|------|--------|------------|----------------|------|
| 1                 | 7  | QUESADA S. Mariela      | 3    | 4      | 13         | 20             | 1.00 |
| 2                 | 10 | RAMIREZ VARGAS Paola    | 1    | 1      | 6          | 8              | 0.33 |
| -                 | 1  | THOMPSON SMITH Dionisia | -    | -      | 6          | 6              |      |
| -                 | 4  | GAMBOA BONILLA Johanna  | -    | -      | 1          | 1              |      |
| -                 | 9  | WILLIS LINDO Verania    | -    | -      | -          | -              |      |
| -                 | 16 | HINES CUZA Mijal        | -    | -      | 1          | 1              |      |
| -                 | 14 | FONSECA AVILA Irene     | -    | 2      | 12         | 14             |      |
| -                 | 3  | MURILLO CHAVEZ Viviana  | -    | 4      | 17         | 21             |      |
| -                 | 6  | WILLIS LINDO Angela     | -    | 1      | 3          | 4              |      |
| -                 | 17 | ARIAS CAMPOS Amelia     | -    | 1      | 3          | 4              |      |
| -                 | 5  | COPE CHARLES Karen      | -    | 5      | 12         | 17             |      |
| -                 | 15 | ARAYA URBINA Marcela    | -    | 1      | 2          | 3              |      |
| <b>Others</b>     |    |                         | -    | -      | -          | -              |      |
| <b>Total Team</b> |    |                         | 4    | 19     | 76         | 99             | 1.33 |





# P-3 VOLLEYBALL • Match players ranking



## X Pan American Women's Volleyball Cup 2011


### Group-B

**Match:** 22 **Date:** 7/3/2011 **Spectators:** 875  
**City:** Cd.Juarez, Chihuahua  
**Hall:** UACJ  
**Match duration:** Start: 16:00 End: 17:18 Total: 1:18

| Teams               | Sets     | 1    | 2    | 3    | 4 | 5 | Total |
|---------------------|----------|------|------|------|---|---|-------|
| <b>PER</b>          | <b>3</b> | 25   | 25   | 26   |   |   | 76    |
| <b>CRC</b>          | <b>0</b> | 19   | 12   | 24   |   |   | 55    |
| <b>Set duration</b> |          | 0:26 | 0:21 | 0:25 |   |   | 1:12  |




## CRC • Costa Rica



**Set**

Avg. by set

| Rk                | No | Name                    | Running Sets | Faults | Still Sets | Total Attempts | Note |
|-------------------|----|-------------------------|--------------|--------|------------|----------------|------|
| 1                 | 1  | THOMPSON SMITH Dionisia | 4            | 1      | 27         | 32             | 1.33 |
| -                 | 3  | MURILLO CHAVEZ Viviana  | -            | -      | -          | -              |      |
| -                 | 4  | GAMBOA BONILLA Johanna  | -            | -      | 2          | 2              |      |
| -                 | 5  | COPE CHARLES Karen      | -            | -      | -          | -              |      |
| -                 | 6  | WILLIS LINDO Angela     | -            | -      | -          | -              |      |
| -                 | 7  | QUESADA S. Mariela      | -            | -      | 1          | 1              |      |
| -                 | 9  | WILLIS LINDO Verania    | -            | -      | -          | -              |      |
| -                 | 10 | RAMIREZ VARGAS Paola    | -            | -      | -          | -              |      |
| -                 | 14 | FONSECA AVILA Irene     | -            | -      | 26         | 26             |      |
| -                 | 15 | ARAYA URBINA Marcela    | -            | -      | -          | -              |      |
| -                 | 16 | HINES CUZA Mijal        | -            | -      | -          | -              |      |
| -                 | 17 | ARIAS CAMPOS Amelia     | -            | -      | -          | -              |      |
| <b>Others</b>     |    |                         | -            | -      | -          | -              |      |
| <b>Total Team</b> |    |                         | 4            | 1      | 56         | 61             | 1.33 |



**Reception**

Eff. %  
Limit: 25.00%

| Rk                | No | Name                    | Excellents | Faults | Serve Receptions | Total Attempts | Note  |
|-------------------|----|-------------------------|------------|--------|------------------|----------------|-------|
| 1                 | 7  | QUESADA S. Mariela      | 5          | 2      | 19               | 26             | 11.54 |
| -                 | 3  | MURILLO CHAVEZ Viviana  | 1          | 1      | 8                | 10             |       |
| -                 | 15 | ARAYA URBINA Marcela    | 3          | -      | 5                | 8              |       |
| -                 | 17 | ARIAS CAMPOS Amelia     | 1          | -      | 2                | 3              |       |
| -                 | 1  | THOMPSON SMITH Dionisia | -          | -      | -                | -              |       |
| -                 | 4  | GAMBOA BONILLA Johanna  | -          | -      | -                | -              |       |
| -                 | 9  | WILLIS LINDO Verania    | -          | -      | -                | -              |       |
| -                 | 10 | RAMIREZ VARGAS Paola    | -          | -      | -                | -              |       |
| -                 | 14 | FONSECA AVILA Irene     | -          | -      | -                | -              |       |
| -                 | 16 | HINES CUZA Mijal        | -          | -      | -                | -              |       |
| -                 | 5  | COPE CHARLES Karen      | 1          | 6      | 12               | 19             |       |
| -                 | 6  | WILLIS LINDO Angela     | -          | 1      | 2                | 3              |       |
| <b>Others</b>     |    |                         | -          | -      | -                | -              |       |
| <b>Total Team</b> |    |                         | 11         | 10     | 48               | 69             | 1.45  |

