


Match: 5 Date: 28/07/2012 Spectators: 50
City: Basseterre
Hall: Marriott Dome
Match duration: Start: 9:00 End: 10:16 Total: 1:16

| Teams | Sets | 1 | 2 | 3 | 4 | 5 | Total |
|--------------|------|------|------|------|---|---|-------|
| SKN | 3 | 25 | 25 | 25 | | | 75 |
| BER | 0 | 15 | 17 | 21 | | | 53 |
| Set duration | | 0:24 | 0:20 | 0:26 | | | 1:10 |




SKN • Saint Kitts & Nevis



Spike

Succ. %
Limit: 15.00%

| Rk | No | Name | Spikes | Faults | Shots | Total Attempts | Note |
|-------------------|----|--------------------------|--------|--------|-------|----------------|-------|
| 1 | 11 | Dyer Shanicia | 11 | 2 | 6 | 19 | 57.89 |
| 2 | 7 | Henry Antoinette | 7 | 1 | 16 | 24 | 29.17 |
| 3 | 14 | Allen Edinborough Brenda | 7 | 6 | 15 | 28 | 25.00 |
| - | 5 | Demming Michelle | 3 | 4 | 8 | 15 | |
| - | 4 | Elliot-Benjamin Phyllis | - | 1 | 5 | 6 | |
| - | 1 | Liburd Andrea | 2 | 2 | 2 | 6 | |
| - | 6 | Palmer Diana | - | - | 2 | 2 | |
| - | 10 | Howell Genelle | - | - | 2 | 2 | |
| - | 8 | Carty Diane | - | - | - | - | |
| - | 13 | Richards Tomeeka | - | - | - | - | |
| Others | | | - | - | - | - | |
| Total Team | | | 30 | 16 | 56 | 102 | 29.41 |



Block

Avg. by set

| Rk | No | Name | Kill Blocks | Faults | Rebounds | Total Attempts | Note |
|-------------------|----|--------------------------|-------------|--------|----------|----------------|------|
| 1 | 11 | Dyer Shanicia | 8 | - | 1 | 9 | 2.67 |
| 1 | 1 | Liburd Andrea | 8 | 1 | 8 | 17 | 2.67 |
| 3 | 14 | Allen Edinborough Brenda | 4 | 1 | 5 | 10 | 1.33 |
| 4 | 7 | Henry Antoinette | 3 | 3 | - | 6 | 1.00 |
| 5 | 5 | Demming Michelle | 1 | 1 | 1 | 3 | 0.33 |
| - | 4 | Elliot-Benjamin Phyllis | - | - | 1 | 1 | |
| - | 6 | Palmer Diana | - | - | - | - | |
| - | 8 | Carty Diane | - | - | - | - | |
| - | 10 | Howell Genelle | - | - | - | - | |
| - | 13 | Richards Tomeeka | - | - | - | - | |
| Others | | | - | - | - | - | |
| Total Team | | | 24 | 6 | 16 | 46 | 8.00 |

Match: 5 **Date:** 28/07/2012 **Spectators:** 50
City: Basseterre
Hall: Marriott Dome
Match duration: Start: 9:00 End: 10:16 Total: 1:16

| Teams | Sets | 1 | 2 | 3 | 4 | 5 | Total |
|---------------------|----------|------|------|------|---|---|-------|
| SKN | 3 | 25 | 25 | 25 | | | 75 |
| BER | 0 | 15 | 17 | 21 | | | 53 |
| Set duration | | 0:24 | 0:20 | 0:26 | | | 1:10 |



SKN • Saint Kitts & Nevis

| Rk | No | Name | Aces | Faults | Serve Hits | Total Attempts | Note |
|-------------------|----|--------------------------|------|--------|------------|----------------|------|
| 1 | 11 | Dyer Shanicia | 2 | 1 | 12 | 15 | 0.67 |
| 1 | 14 | Allen Edinborough Brenda | 2 | 1 | 8 | 11 | 0.67 |
| 3 | 1 | Liburd Andrea | 1 | - | 6 | 7 | 0.33 |
| 3 | 7 | Henry Antoinette | 1 | - | 8 | 9 | 0.33 |
| 3 | 6 | Palmer Diana | 1 | 1 | 18 | 20 | 0.33 |
| - | 4 | Elliot-Benjamin Phyllis | - | - | 3 | 3 | |
| - | 8 | Carty Diane | - | - | - | - | |
| - | 10 | Howell Genelle | - | - | - | - | |
| - | 13 | Richards Tomeeka | - | - | - | - | |
| - | 5 | Demming Michelle | - | 2 | 7 | 9 | |
| Others | | | - | - | - | - | |
| Total Team | | | 7 | 5 | 62 | 74 | 2.33 |

Serve

Avg. by set

| Team | Opponent errors & Team faults | Aces | Faults | Serve Hits | Total Attempts | Note |
|------|-------------------------------|------|--------|------------|----------------|------|
| | Opponent errors & Team faults | 14 | - | | 14 | |

| Rk | No | Name | Digs | Faults | Receptions | Total Attempts | Note |
|-------------------|----|--------------------------|------|--------|------------|----------------|-------|
| 1 | 6 | Palmer Diana | 17 | 1 | 3 | 21 | 5.67 |
| 2 | 5 | Demming Michelle | 13 | 1 | 2 | 16 | 4.33 |
| 2 | 14 | Allen Edinborough Brenda | 13 | 4 | 7 | 24 | 4.33 |
| 4 | 7 | Henry Antoinette | 12 | 2 | 7 | 21 | 4.00 |
| 4 | 11 | Dyer Shanicia | 12 | 5 | 4 | 21 | 4.00 |
| 6 | 10 | Howell Genelle | 8 | 4 | 3 | 15 | 2.67 |
| 7 | 1 | Liburd Andrea | 4 | 2 | 3 | 9 | 1.33 |
| 8 | 4 | Elliot-Benjamin Phyllis | 1 | - | 1 | 2 | 0.33 |
| - | 8 | Carty Diane | - | - | - | - | |
| - | 13 | Richards Tomeeka | - | - | - | - | |
| Others | | | - | - | - | - | |
| Total Team | | | 80 | 19 | 30 | 129 | 26.67 |

Dig

Avg. by set




Match: 5 Date: 28/07/2012 Spectators: 50
City: Basseterre
Hall: Marriott Dome
Match duration: Start: 9:00 End: 10:16 Total: 1:16

| Teams | Sets | 1 | 2 | 3 | 4 | 5 | Total |
|--------------|------|------|------|------|---|---|-------|
| SKN | 3 | 25 | 25 | 25 | | | 75 |
| BER | 0 | 15 | 17 | 21 | | | 53 |
| Set duration | | 0:24 | 0:20 | 0:26 | | | 1:10 |




SKN • Saint Kitts & Nevis



Set

Avg. by set

| Rk | No | Name | Running Sets | Faults | Still Sets | Total Attempts | Note |
|-------------------|----|--------------------------|--------------|--------|------------|----------------|-------|
| 1 | 6 | Palmer Diana | 41 | 1 | 25 | 67 | 13.67 |
| 2 | 5 | Demming Michelle | 3 | - | 1 | 4 | 1.00 |
| 3 | 1 | Liburd Andrea | 1 | - | - | 1 | 0.33 |
| - | 4 | Elliot-Benjamin Phyllis | - | - | 1 | 1 | |
| - | 7 | Henry Antoinette | - | - | - | - | |
| - | 8 | Carty Diane | - | - | - | - | |
| - | 10 | Howell Genelle | - | - | - | - | |
| - | 11 | Dyer Shanicia | - | - | - | - | |
| - | 13 | Richards Tomeeka | - | - | - | - | |
| - | 14 | Allen Edinborough Brenda | - | - | - | - | |
| Others | | | - | - | - | - | |
| Total Team | | | 45 | 1 | 27 | 73 | 15.00 |



Reception

Eff. %
Limit: 25.00%


| Rk | No | Name | Excellents | Faults | Serve Receptions | Total Attempts | Note |
|-------------------|----|--------------------------|------------|--------|------------------|----------------|-------|
| 1 | 7 | Henry Antoinette | 13 | 2 | 3 | 18 | 61.11 |
| - | 14 | Allen Edinborough Brenda | 9 | - | 2 | 11 | |
| - | 11 | Dyer Shanicia | 6 | 2 | 3 | 11 | |
| - | 5 | Demming Michelle | 2 | - | 2 | 4 | |
| - | 1 | Liburd Andrea | - | - | - | - | |
| - | 4 | Elliot-Benjamin Phyllis | - | - | - | - | |
| - | 6 | Palmer Diana | - | - | - | - | |
| - | 8 | Carty Diane | - | - | - | - | |
| - | 13 | Richards Tomeeka | - | - | - | - | |
| - | 10 | Howell Genelle | 1 | 2 | 4 | 7 | |
| Others | | | - | - | - | - | |
| Total Team | | | 31 | 6 | 14 | 51 | 49.02 |

Match: 5 **Date:** 28/07/2012 **Spectators:** 50
City: Basseterre
Hall: Marriott Dome
Match duration: **Start:** 9:00 **End:** 10:16 **Total:** 1:16

| Teams | Sets | 1 | 2 | 3 | 4 | 5 | Total |
|---------------------|----------|------|------|------|---|---|-------|
| SKN | 3 | 25 | 25 | 25 | | | 75 |
| BER | 0 | 15 | 17 | 21 | | | 53 |
| Set duration | | 0:24 | 0:20 | 0:26 | | | 1:10 |




BER • Bermuda



Spike

Succ. %
Limit: 15.00%

| Rk | No | Name | Spikes | Faults | Shots | Total Attempts | Note |
|-------------------|----|------------------------|--------|--------|-------|----------------|-------|
| 1 | 4 | Stevenson Victoria | 7 | 4 | 19 | 30 | 23.33 |
| - | 2 | Smith Roshanda | - | 6 | 10 | 16 | |
| - | 10 | Pearman-Watson Khianda | 4 | 3 | 7 | 14 | |
| - | 6 | LeBlanc Lisa | 2 | 2 | 9 | 13 | |
| - | 8 | Fiddick Melissa | 1 | 5 | 5 | 11 | |
| - | 12 | Scott Briana | 2 | 3 | 4 | 9 | |
| - | 1 | Dorush Stacey | - | 1 | 5 | 6 | |
| - | 9 | Millican Denise | - | 2 | - | 2 | |
| - | 5 | Eberly Michaela | - | - | 1 | 1 | |
| - | 7 | Hamilton Cindy | - | - | - | - | |
| Others | | | - | - | - | - | |
| Total Team | | | 16 | 26 | 60 | 102 | 15.69 |



Block

Avg. by set

| Rk | No | Name | Kill Blocks | Faults | Rebounds | Total Attempts | Note |
|-------------------|----|------------------------|-------------|--------|----------|----------------|------|
| 1 | 6 | LeBlanc Lisa | 3 | 4 | 5 | 12 | 1.00 |
| 2 | 8 | Fiddick Melissa | 2 | - | 2 | 4 | 0.67 |
| 2 | 10 | Pearman-Watson Khianda | 2 | - | 3 | 5 | 0.67 |
| 4 | 4 | Stevenson Victoria | 1 | - | 1 | 2 | 0.33 |
| - | 1 | Dorush Stacey | - | - | - | - | |
| - | 2 | Smith Roshanda | - | - | - | - | |
| - | 5 | Eberly Michaela | - | - | - | - | |
| - | 7 | Hamilton Cindy | - | - | - | - | |
| - | 9 | Millican Denise | - | - | - | - | |
| - | 12 | Scott Briana | - | 1 | 1 | 2 | |
| Others | | | - | - | - | - | |
| Total Team | | | 8 | 5 | 12 | 25 | 2.67 |

Match: 5 Date: 28/07/2012 Spectators: 50
 City: Basseterre
 Hall: Marriott Dome
 Match duration: Start: 9:00 End: 10:16 Total: 1:16

| Teams | Sets | 1 | 2 | 3 | 4 | 5 | Total |
|--------------|------|------|------|------|---|---|-------|
| SKN | 3 | 25 | 25 | 25 | | | 75 |
| BER | 0 | 15 | 17 | 21 | | | 53 |
| Set duration | | 0:24 | 0:20 | 0:26 | | | 1:10 |



BER • Bermuda

| Rk | No | Name | Aces | Faults | Serve Hits | Total Attempts | Note |
|-------------------|----|------------------------|------|--------|------------|----------------|------|
| 1 | 6 | LeBlanc Lisa | 3 | 1 | 11 | 15 | 1.00 |
| 2 | 1 | Dorush Stacey | 2 | - | 7 | 9 | 0.67 |
| 2 | 4 | Stevenson Victoria | 2 | 2 | 7 | 11 | 0.67 |
| 4 | 8 | Fiddick Melissa | 1 | - | 4 | 5 | 0.33 |
| 4 | 10 | Pearman-Watson Khianda | 1 | - | 8 | 9 | 0.33 |
| 4 | 12 | Scott Briana | 1 | - | 2 | 3 | 0.33 |
| - | 2 | Smith Roshanda | - | - | 2 | 2 | |
| - | 5 | Eberly Michaela | - | - | - | - | |
| - | 7 | Hamilton Cindy | - | - | - | - | |
| - | 9 | Millican Denise | - | - | - | - | |
| Others | | | - | - | - | - | |
| Total Team | | | 10 | 3 | 41 | 54 | 3.33 |

Serve

Avg. by set

| Team | Opponent errors & Team faults | Aces | Faults | Serve Hits | Total Attempts | Note |
|------|-------------------------------|------|--------|------------|----------------|------|
| | Opponent errors & Team faults | 19 | 3 | | 22 | |

| Rk | No | Name | Digs | Faults | Receptions | Total Attempts | Note |
|-------------------|----|------------------------|------|--------|------------|----------------|-------|
| 1 | 9 | Millican Denise | 19 | 9 | 5 | 33 | 6.33 |
| 2 | 4 | Stevenson Victoria | 11 | 5 | 11 | 27 | 3.67 |
| 3 | 1 | Dorush Stacey | 6 | 3 | 13 | 22 | 2.00 |
| 3 | 10 | Pearman-Watson Khianda | 6 | 5 | 5 | 16 | 2.00 |
| 5 | 8 | Fiddick Melissa | 5 | - | 1 | 6 | 1.67 |
| 5 | 12 | Scott Briana | 5 | 4 | 1 | 10 | 1.67 |
| 7 | 6 | LeBlanc Lisa | 4 | 1 | 2 | 7 | 1.33 |
| 8 | 2 | Smith Roshanda | 2 | 3 | 5 | 10 | 0.67 |
| 9 | 5 | Eberly Michaela | 1 | - | - | 1 | 0.33 |
| - | 7 | Hamilton Cindy | - | - | - | - | |
| Others | | | - | - | - | - | |
| Total Team | | | 59 | 30 | 43 | 132 | 19.67 |

Dig

Avg. by set




Match: 5 **Date:** 28/07/2012 **Spectators:** 50
City: Basseterre
Hall: Marriott Dome
Match duration: **Start:** 9:00 **End:** 10:16 **Total:** 1:16

| Teams | Sets | 1 | 2 | 3 | 4 | 5 | Total |
|---------------------|----------|------|------|------|---|---|-------|
| SKN | 3 | 25 | 25 | 25 | | | 75 |
| BER | 0 | 15 | 17 | 21 | | | 53 |
| Set duration | | 0:24 | 0:20 | 0:26 | | | 1:10 |




BER • Bermuda



Set

Avg. by set

| Rk | No | Name | Running Sets | Faults | Still Sets | Total Attempts | Note |
|-------------------|----|------------------------|--------------|--------|------------|----------------|-------|
| 1 | 1 | Dorush Stacey | 34 | 2 | 41 | 77 | 11.33 |
| 2 | 10 | Pearman-Watson Khianda | 3 | - | 2 | 5 | 1.00 |
| - | 2 | Smith Roshanda | - | - | - | - | |
| - | 4 | Stevenson Victoria | - | - | - | - | |
| - | 5 | Eberly Michaela | - | - | - | - | |
| - | 6 | LeBlanc Lisa | - | - | 1 | 1 | |
| - | 7 | Hamilton Cindy | - | - | - | - | |
| - | 8 | Fiddick Melissa | - | - | - | - | |
| - | 9 | Millican Denise | - | - | 1 | 1 | |
| - | 12 | Scott Briana | - | - | - | - | |
| Others | | | - | - | - | - | |
| Total Team | | | 37 | 2 | 45 | 84 | 12.33 |



Reception

Eff. %
Limit: 25.00%

| Rk | No | Name | Excellents | Faults | Serve Receptions | Total Attempts | Note |
|-------------------|----|------------------------|------------|--------|------------------|----------------|-------|
| 1 | 4 | Stevenson Victoria | 15 | - | 9 | 24 | 62.50 |
| 2 | 9 | Millican Denise | 12 | 5 | 16 | 33 | 21.21 |
| - | 6 | LeBlanc Lisa | 2 | - | 1 | 3 | |
| - | 12 | Scott Briana | 2 | - | 1 | 3 | |
| - | 2 | Smith Roshanda | 1 | - | 1 | 2 | |
| - | 1 | Dorush Stacey | - | - | - | - | |
| - | 5 | Eberly Michaela | - | - | - | - | |
| - | 7 | Hamilton Cindy | - | - | - | - | |
| - | 8 | Fiddick Melissa | - | - | - | - | |
| - | 10 | Pearman-Watson Khianda | - | 1 | 3 | 4 | |
| Others | | | - | - | - | - | |
| Total Team | | | 32 | 6 | 31 | 69 | 37.68 |

