



P-3 VOLLEYBALL • Match players ranking




Men's Continental Olympic Qualifier Tournament
POOL A

Match: 6 **Date:** 5/8/2012 **Spectators:** 300
City: LONG BEACH
Hall: WALTER PYRAMID
Match duration: Start: 15:00 End: 16:50 Total: 1:50

Teams	Sets	1	2	3	4	5	Total
MEX	3	25	19	25	25		94
TRI	1	18	25	21	22		86
Set duration		0:23	0:26	0:27	0:25		1:41




MEX • Mexico



Spike

Succ. %
Limit: 15.00%

Rk	No	Name	Spikes	Faults	Shots	Total Attempts	Note
1	9	GUERRA CARLOS	18	3	4	25	72.00
2	7	CONTRERAS GERARDO	20	3	8	31	64.52
3	17	QUIÑONES JORGE	8	3	4	15	53.33
-	6	CORDOVA SAMUEL	4	2	3	9	
-	11	GUERRERO ISMAEL	4	2	1	7	
-	10	RANGEL PEDRO	4	-	-	4	
-	2	HERRERA EDGAR	1	1	2	4	
-	3	VALDÉS JESUS	-	-	-	-	
-	4	VARGAS DANIEL	-	-	-	-	
-	5	RANGEL JESUS	-	-	-	-	
-	8	RAMIREZ IGNACIO	-	-	-	-	
-	13	MACIAS MARCO	-	-	-	-	
Others			-	-	-	-	
Total Team			59	14	22	95	62.11



Block

Avg. by set

Rk	No	Name	Kill Blocks	Faults	Rebounds	Total Attempts	Note
1	11	GUERRERO ISMAEL	2	-	1	3	0.50
1	17	QUIÑONES JORGE	2	2	2	6	0.50
1	6	CORDOVA SAMUEL	2	4	1	7	0.50
1	9	GUERRA CARLOS	2	4	1	7	0.50
5	10	RANGEL PEDRO	1	2	3	6	0.25
-	3	VALDÉS JESUS	-	-	-	-	
-	4	VARGAS DANIEL	-	-	-	-	
-	5	RANGEL JESUS	-	-	-	-	
-	8	RAMIREZ IGNACIO	-	-	-	-	
-	13	MACIAS MARCO	-	-	-	-	
-	2	HERRERA EDGAR	-	2	1	3	
-	7	CONTRERAS GERARDO	-	2	1	3	
Others			-	-	-	-	
Total Team			9	16	10	35	2.25





P-3 VOLLEYBALL • Match players ranking



Men's Continental Olympic Qualifier Tournament
POOL A

Match: 6 Date: 5/8/2012 Spectators: 300
City: LONG BEACH
Hall: WALTER PYRAMID
Match duration: Start: 15:00 End: 16:50 Total: 1:50

Teams	Sets	1	2	3	4	5	Total
MEX	3	25	19	25	25		94
TRI	1	18	25	21	22		86
Set duration		0:23	0:26	0:27	0:25		1:41



MEX • Mexico

Rk	No	Name	Aces	Faults	Serve Hits	Total Attempts	Note
1	10	RANGEL PEDRO	2	6	13	21	0.50
2	2	HERRERA EDGAR	1	-	9	10	0.25
2	17	QUIÑONES JORGE	1	1	12	14	0.25
-	3	VALDÉS JESUS	-	-	-	-	
-	4	VARGAS DANIEL	-	-	-	-	
-	5	RANGEL JESUS	-	-	-	-	
-	8	RAMIREZ IGNACIO	-	-	-	-	
-	11	GUERRERO ISMAEL	-	-	5	5	
-	13	MACIAS MARCO	-	-	-	-	
-	7	CONTRERAS GERARDO	-	1	16	17	
-	6	CORDOVA SAMUEL	-	1	10	11	
-	9	GUERRA CARLOS	-	4	11	15	
Others			-	-	-	-	
Total Team			4	13	76	93	1.00

Serve

Avg. by set

Team	Opponent errors & Team faults	Aces	Faults	Serve Hits	Total Attempts	Note
	Opponent errors & Team faults	22	-		22	

Rk	No	Name	Digs	Faults	Receptions	Total Attempts	Note
1	5	RANGEL JESUS	10	7	-	17	2.50
2	7	CONTRERAS GERARDO	5	-	-	5	1.25
3	17	QUIÑONES JORGE	4	1	-	5	1.00
4	6	CORDOVA SAMUEL	3	1	-	4	0.75
5	11	GUERRERO ISMAEL	1	1	-	2	0.25
5	9	GUERRA CARLOS	1	3	1	5	0.25
5	10	RANGEL PEDRO	1	3	-	4	0.25
-	3	VALDÉS JESUS	-	-	-	-	
-	4	VARGAS DANIEL	-	-	-	-	
-	8	RAMIREZ IGNACIO	-	-	-	-	
-	13	MACIAS MARCO	-	-	-	-	
-	2	HERRERA EDGAR	-	1	-	1	
Others			-	-	-	-	
Total Team			25	17	1	43	6.25

Dig

Avg. by set





P-3 VOLLEYBALL • Match players ranking




Men's Continental Olympic Qualifier Tournament
POOL A

Match: 6 **Date:** 5/8/2012 **Spectators:** 300
City: LONG BEACH
Hall: WALTER PYRAMID
Match duration: Start: 15:00 End: 16:50 Total: 1:50

Teams	Sets	1	2	3	4	5	Total
MEX	3	25	19	25	25		94
TRI	1	18	25	21	22		86
Set duration		0:23	0:26	0:27	0:25		1:41




MEX • Mexico



Set

Avg. by set

Rk	No	Name	Running Sets	Faults	Still Sets	Total Attempts	Note
1	10	RANGEL PEDRO	41	1	36	78	10.25
-	2	HERRERA EDGAR	-	-	-	-	
-	3	VALDÉS JESUS	-	-	-	-	
-	4	VARGAS DANIEL	-	-	-	-	
-	5	RANGEL JESUS	-	-	5	5	
-	6	CORDOVA SAMUEL	-	-	-	-	
-	7	CONTRERAS GERARDO	-	-	1	1	
-	8	RAMIREZ IGNACIO	-	-	-	-	
-	13	MACIAS MARCO	-	-	-	-	
-	17	QUINONES JORGE	-	-	-	-	
-	9	GUERRA CARLOS	-	1	1	2	
-	11	GUERRERO ISMAEL	-	1	1	2	
Others			-	-	-	-	
Total Team			41	3	44	88	10.25



Reception

Eff. %
Limit: 25.00%

Rk	No	Name	Excellents	Faults	Serve Receptions	Total Attempts	Note
1	17	QUINONES JORGE	26	2	9	37	64.86
2	5	RANGEL JESUS	14	4	6	24	41.67
-	9	GUERRA CARLOS	12	1	3	16	
-	2	HERRERA EDGAR	-	-	-	-	
-	3	VALDÉS JESUS	-	-	-	-	
-	4	VARGAS DANIEL	-	-	-	-	
-	6	CORDOVA SAMUEL	-	-	-	-	
-	7	CONTRERAS GERARDO	-	-	-	-	
-	8	RAMIREZ IGNACIO	-	-	-	-	
-	11	GUERRERO ISMAEL	-	-	-	-	
-	13	MACIAS MARCO	-	-	-	-	
-	10	RANGEL PEDRO	-	1	-	1	
Others			-	-	-	-	
Total Team			52	8	18	78	56.41





P-3 VOLLEYBALL • Match players ranking




Men's Continental Olympic Qualifier Tournament
POOL A

Match: 6 **Date:** 5/8/2012 **Spectators:** 300
City: LONG BEACH
Hall: WALTER PYRAMID
Match duration: Start: 15:00 End: 16:50 Total: 1:50

Teams	Sets	1	2	3	4	5	Total
MEX	3	25	19	25	25		94
TRI	1	18	25	21	22		86
Set duration		0:23	0:26	0:27	0:25		1:41




TRI • Trinidad & Tobago



Spike

Succ. %
Limit: 15.00%

Rk	No	Name	Spikes	Faults	Shots	Total Attempts	Note
1	11	STEWART RYAN	13	7	4	24	54.17
2	4	TASH NOLAN	16	7	8	31	51.61
-	14	HONORE MARC	6	3	3	12	
-	7	MORRISON SEAN	5	2	1	8	
-	2	NIMROD KEVIN	3	1	2	6	
-	1	DAVIS JESSEL	1	2	3	6	
-	8	ALI SALEEM	-	-	1	1	
-	10	AMARALI KEVIN	-	-	1	1	
-	12	BLAKE SIMON	1	-	-	1	
-	3	MAHADEO RYAN	-	-	-	-	
-	5	BUSHE AKIM	-	-	-	-	
-	15	MOHAMMED JOSHUA	-	-	-	-	
Others			-	-	-	-	
Total Team			45	22	23	90	50.00



Block

Avg. by set

Rk	No	Name	Kill Blocks	Faults	Rebounds	Total Attempts	Note
1	14	HONORE MARC	2	4	1	7	0.50
2	1	DAVIS JESSEL	1	-	-	1	0.25
2	8	ALI SALEEM	1	-	-	1	0.25
2	2	NIMROD KEVIN	1	1	1	3	0.25
-	3	MAHADEO RYAN	-	-	-	-	
-	5	BUSHE AKIM	-	-	-	-	
-	10	AMARALI KEVIN	-	-	-	-	
-	12	BLAKE SIMON	-	-	-	-	
-	15	MOHAMMED JOSHUA	-	-	-	-	
-	11	STEWART RYAN	-	2	1	3	
-	4	TASH NOLAN	-	3	1	4	
-	7	MORRISON SEAN	-	3	1	4	
Others			-	-	-	-	
Total Team			5	13	5	23	1.25





P-3 VOLLEYBALL • Match players ranking



Men's Continental Olympic Qualifier Tournament
POOL A


Match: 6 **Date:** 5/8/2012 **Spectators:** 300
City: LONG BEACH
Hall: WALTER PYRAMID
Match duration: Start: 15:00 End: 16:50 Total: 1:50

Teams	Sets	1	2	3	4	5	Total
MEX	3	25	19	25	25		94
TRI	1	18	25	21	22		86
Set duration		0:23	0:26	0:27	0:25		1:41



TRI • Trinidad & Tobago

Rk	No	Name	Aces	Faults	Serve Hits	Total Attempts	Note
1	11	STEWART RYAN	4	3	7	14	1.00
2	12	BLAKE SIMON	2	-	4	6	0.50
3	15	MOHAMMED JOSHUA	1	-	5	6	0.25
3	7	MORRISON SEAN	1	2	8	11	0.25
-	1	DAVIS JESSEL	-	-	2	2	
-	3	MAHADEO RYAN	-	-	-	-	
-	5	BUSHE AKIM	-	-	-	-	
-	8	ALI SALEEM	-	-	19	19	
-	10	AMARALI KEVIN	-	-	-	-	
-	14	HONORE MARC	-	-	13	13	
-	4	TASH NOLAN	-	2	9	11	
-	2	NIMROD KEVIN	-	1	3	4	
Others			-	-	-	-	
Total Team			8	8	70	86	2.00




Serve

Avg. by set

Team	Opponent errors & Team faults	Aces	Faults	Serve Hits	Total Attempts	Note
	Opponent errors & Team faults	28	-		28	

Rk	No	Name	Digs	Faults	Receptions	Total Attempts	Note
1	11	STEWART RYAN	6	3	1	10	1.50
1	7	MORRISON SEAN	6	5	1	12	1.50
3	8	ALI SALEEM	3	2	-	5	0.75
4	3	MAHADEO RYAN	2	4	1	7	0.50
4	4	TASH NOLAN	2	3	-	5	0.50
6	14	HONORE MARC	1	-	-	1	0.25
-	2	NIMROD KEVIN	-	-	-	-	
-	5	BUSHE AKIM	-	-	-	-	
-	10	AMARALI KEVIN	-	-	-	-	
-	12	BLAKE SIMON	-	-	-	-	
-	15	MOHAMMED JOSHUA	-	-	-	-	
-	1	DAVIS JESSEL	-	1	-	1	
Others			-	-	-	-	
Total Team			20	18	3	41	5.00



Dig

Avg. by set





P-3 VOLLEYBALL • Match players ranking




Men's Continental Olympic Qualifier Tournament
POOL A

Match: 6 **Date:** 5/8/2012 **Spectators:** 300
City: LONG BEACH
Hall: WALTER PYRAMID
Match duration: Start: 15:00 End: 16:50 Total: 1:50

Teams	Sets	1	2	3	4	5	Total
MEX	3	25	19	25	25		94
TRI	1	18	25	21	22		86
Set duration		0:23	0:26	0:27	0:25		1:41




TRI • Trinidad & Tobago



Set

Avg. by set

Rk	No	Name	Running Sets	Faults	Still Sets	Total Attempts	Note
1	8	ALI SALEEM	14	1	54	69	3.50
2	10	AMARALI KEVIN	2	-	6	8	0.50
-	1	DAVIS JESSEL	-	-	-	-	
-	2	NIMROD KEVIN	-	-	-	-	
-	3	MAHADEO RYAN	-	-	1	1	
-	4	TASH NOLAN	-	-	2	2	
-	5	BUSHE AKIM	-	-	-	-	
-	11	STEWART RYAN	-	-	1	1	
-	12	BLAKE SIMON	-	-	-	-	
-	14	HONORE MARC	-	-	4	4	
-	15	MOHAMMED JOSHUA	-	-	-	-	
-	7	MORRISON SEAN	-	1	2	3	
Others			-	-	-	-	
Total Team			16	2	70	88	4.00



Reception

Eff. %
Limit: 25.00%

Rk	No	Name	Excellents	Faults	Serve Receptions	Total Attempts	Note
1	7	MORRISON SEAN	20	-	10	30	66.67
2	3	MAHADEO RYAN	16	2	11	29	48.28
-	4	TASH NOLAN	8	2	6	16	
-	14	HONORE MARC	2	-	2	4	
-	11	STEWART RYAN	-	-	1	1	
-	1	DAVIS JESSEL	-	-	-	-	
-	2	NIMROD KEVIN	-	-	-	-	
-	5	BUSHE AKIM	-	-	-	-	
-	8	ALI SALEEM	-	-	-	-	
-	10	AMARALI KEVIN	-	-	-	-	
-	12	BLAKE SIMON	-	-	-	-	
-	15	MOHAMMED JOSHUA	-	-	-	-	
Others			-	-	-	-	
Total Team			46	4	30	80	52.50

