




P-3 VOLLEYBALL • Match players ranking

NORCECA JUNIOR MEN'S U-21 CONTINENTAL CHAMPIONSHIP SEMIFINALS



Match: 18 **Date:** 8/31/2012 **Spectators:** 210
City: Colorado Springs
Hall: Sports Center I
Match duration: **Start:** 17:35 **End:** 18:50 **Total:** 1:15

| Teams | Sets | 1 | 2 | 3 | 4 | 5 | Total |
|---------------------|----------|------|------|------|---|---|-------|
| USA | 3 | 25 | 25 | 25 | | | 75 |
| PUR | 0 | 15 | 16 | 20 | | | 51 |
| Set duration | | 0:20 | 0:24 | 0:25 | | | 1:09 |



USA • UNITED STATES OF AMERICA



Spike

Succ. %
Limit: 15.00%

| Rk | No | Name | Spikes | Faults | Shots | Total Attempts | Note |
|-------------------|----|-------------------|--------|--------|-------|----------------|-------|
| 1 | 9 | PATCH BENJAMIN | 13 | 5 | 6 | 24 | 54.17 |
| 2 | 18 | WHITE DOUGLAS | 6 | 3 | 4 | 13 | 46.15 |
| 3 | 10 | PETTY GREGORY | 8 | 4 | 6 | 18 | 44.44 |
| - | 16 | TARANTINO MATTHEW | 6 | 3 | 1 | 10 | |
| - | 8 | OLSON NICHOLAS | 8 | - | 1 | 9 | |
| - | 3 | CHRISTENSON MICAH | 3 | - | - | 3 | |
| - | 14 | SHAW JAMES | 1 | - | 1 | 2 | |
| - | 4 | ENSBURY ANTHONY | - | - | - | - | |
| - | 5 | GUESSOUS DRISS | - | - | - | - | |
| - | 6 | HENCHY MICHAEL | - | - | - | - | |
| - | 11 | RHEIN SCOTT | - | - | - | - | |
| - | 17 | WEST MATTHEW | - | - | - | - | |
| Others | | | - | - | - | - | |
| Total Team | | | 45 | 15 | 19 | 79 | 56.96 |




Block

Avg. by set

| Rk | No | Name | Kill Blocks | Faults | Rebounds | Total Attempts | Note |
|-------------------|----|-------------------|-------------|--------|----------|----------------|------|
| 1 | 9 | PATCH BENJAMIN | 3 | 1 | 1 | 5 | 1.00 |
| 1 | 16 | TARANTINO MATTHEW | 3 | 6 | - | 9 | 1.00 |
| 3 | 8 | OLSON NICHOLAS | 2 | 2 | 1 | 5 | 0.67 |
| - | 3 | CHRISTENSON MICAH | - | - | 2 | 2 | |
| - | 4 | ENSBURY ANTHONY | - | - | - | - | |
| - | 5 | GUESSOUS DRISS | - | - | - | - | |
| - | 11 | RHEIN SCOTT | - | - | - | - | |
| - | 17 | WEST MATTHEW | - | - | - | - | |
| - | 18 | WHITE DOUGLAS | - | - | 2 | 2 | |
| - | 6 | HENCHY MICHAEL | - | 1 | - | 1 | |
| - | 10 | PETTY GREGORY | - | 1 | - | 1 | |
| - | 14 | SHAW JAMES | - | 1 | - | 1 | |
| Others | | | - | - | - | - | |
| Total Team | | | 8 | 12 | 6 | 26 | 2.67 |






P-3 VOLLEYBALL • Match players ranking

NORCECA JUNIOR MEN'S U-21 CONTINENTAL CHAMPIONSHIP SEMIFINALS



Match: 18 **Date:** 8/31/2012 **Spectators:** 210
City: Colorado Springs
Hall: Sports Center I
Match duration: **Start:** 17:35 **End:** 18:50 **Total:** 1:15

| Teams | Sets | 1 | 2 | 3 | 4 | 5 | Total |
|---------------------|----------|------|------|------|---|---|-------|
| USA | 3 | 25 | 25 | 25 | | | 75 |
| PUR | 0 | 15 | 16 | 20 | | | 51 |
| Set duration | | 0:20 | 0:24 | 0:25 | | | 1:09 |



USA • UNITED STATES OF AMERICA



Serve

Avg. by set

| Rk | No | Name | Aces | Faults | Serve Hits | Total Attempts | Note |
|-------------------|----|-------------------|------|--------|------------|----------------|------|
| 1 | 3 | CHRISTENSON MICAH | 2 | 1 | 12 | 15 | 0.67 |
| 1 | 10 | PETTY GREGORY | 2 | 3 | 9 | 14 | 0.67 |
| 3 | 8 | OLSON NICHOLAS | 1 | - | 10 | 11 | 0.33 |
| 3 | 16 | TARANTINO MATTHEW | 1 | 1 | 8 | 10 | 0.33 |
| 3 | 11 | RHEIN SCOTT | 1 | 2 | 3 | 6 | 0.33 |
| - | 4 | ENSBURY ANTHONY | - | - | - | - | |
| - | 5 | GUESSOUS DRISS | - | - | - | - | |
| - | 6 | HENCHY MICHAEL | - | - | 2 | 2 | |
| - | 14 | SHAW JAMES | - | - | - | - | |
| - | 17 | WEST MATTHEW | - | - | 2 | 2 | |
| - | 18 | WHITE DOUGLAS | - | - | 7 | 7 | |
| - | 9 | PATCH BENJAMIN | - | 2 | 5 | 7 | |
| Others | | | - | - | - | - | |
| Total Team | | | 7 | 9 | 58 | 74 | 2.33 |

Team

| | | | | | |
|-------------------------------|----|---|--|----|--|
| Opponent errors & Team faults | 15 | - | | 15 | |
|-------------------------------|----|---|--|----|--|




Dig

Avg. by set

| Rk | No | Name | Digs | Faults | Receptions | Total Attempts | Note |
|-------------------|----|-------------------|------|--------|------------|----------------|------|
| 1 | 4 | ENSBURY ANTHONY | 11 | 3 | 2 | 16 | 3.67 |
| 2 | 18 | WHITE DOUGLAS | 5 | - | - | 5 | 1.67 |
| 3 | 3 | CHRISTENSON MICAH | 3 | 1 | 5 | 9 | 1.00 |
| 4 | 6 | HENCHY MICHAEL | 2 | - | - | 2 | 0.67 |
| 4 | 9 | PATCH BENJAMIN | 2 | - | 2 | 4 | 0.67 |
| 4 | 16 | TARANTINO MATTHEW | 2 | - | 1 | 3 | 0.67 |
| 7 | 10 | PETTY GREGORY | 1 | 1 | 2 | 4 | 0.33 |
| - | 5 | GUESSOUS DRISS | - | - | - | - | |
| - | 8 | OLSON NICHOLAS | - | - | - | - | |
| - | 11 | RHEIN SCOTT | - | - | - | - | |
| - | 14 | SHAW JAMES | - | - | - | - | |
| - | 17 | WEST MATTHEW | - | - | - | - | |
| Others | | | - | - | - | - | |
| Total Team | | | 26 | 5 | 12 | 43 | 8.67 |






P-3 VOLLEYBALL • Match players ranking

NORCECA JUNIOR MEN'S U-21 CONTINENTAL CHAMPIONSHIP SEMIFINALS




Match: 18 **Date:** 8/31/2012 **Spectators:** 210
City: Colorado Springs
Hall: Sports Center I
Match duration: **Start:** 17:35 **End:** 18:50 **Total:** 1:15

| Teams | Sets | 1 | 2 | 3 | 4 | 5 | Total |
|---------------------|----------|------|------|------|---|---|-------|
| USA | 3 | 25 | 25 | 25 | | | 75 |
| PUR | 0 | 15 | 16 | 20 | | | 51 |
| Set duration | | 0:20 | 0:24 | 0:25 | | | 1:09 |




USA • UNITED STATES OF AMERICA



Set

Avg. by set

| Rk | No | Name | Running Sets | Faults | Still Sets | Total Attempts | Note |
|-------------------|----|-------------------|--------------|--------|------------|----------------|------|
| 1 | 3 | CHRISTENSON MICAH | 27 | - | 34 | 61 | 9.00 |
| - | 4 | ENSBURY ANTHONY | - | - | 6 | 6 | |
| - | 5 | GUESSOUS DRISS | - | - | - | - | |
| - | 6 | HENCHY MICHAEL | - | - | - | - | |
| - | 8 | OLSON NICHOLAS | - | - | - | - | |
| - | 9 | PATCH BENJAMIN | - | - | - | - | |
| - | 10 | PETTY GREGORY | - | - | 1 | 1 | |
| - | 11 | RHEIN SCOTT | - | - | - | - | |
| - | 14 | SHAW JAMES | - | - | - | - | |
| - | 16 | TARANTINO MATTHEW | - | - | - | - | |
| - | 17 | WEST MATTHEW | - | - | 1 | 1 | |
| - | 18 | WHITE DOUGLAS | - | - | 2 | 2 | |
| Others | | | - | - | - | - | |
| Total Team | | | 27 | - | 44 | 71 | 9.00 |



Reception

Eff. %
Limit: 25.00%

| Rk | No | Name | Excellents | Faults | Serve Receptions | Total Attempts | Note |
|-------------------|----|-------------------|------------|--------|------------------|----------------|-------|
| 1 | 18 | WHITE DOUGLAS | 11 | - | 2 | 13 | 84.62 |
| 2 | 4 | ENSBURY ANTHONY | 14 | - | 3 | 17 | 82.35 |
| 3 | 10 | PETTY GREGORY | 10 | - | 3 | 13 | 76.92 |
| - | 6 | HENCHY MICHAEL | 1 | - | - | 1 | |
| - | 3 | CHRISTENSON MICAH | - | - | - | - | |
| - | 5 | GUESSOUS DRISS | - | - | - | - | |
| - | 8 | OLSON NICHOLAS | - | - | - | - | |
| - | 9 | PATCH BENJAMIN | - | - | - | - | |
| - | 11 | RHEIN SCOTT | - | - | - | - | |
| - | 14 | SHAW JAMES | - | - | - | - | |
| - | 16 | TARANTINO MATTHEW | - | - | - | - | |
| - | 17 | WEST MATTHEW | - | - | - | - | |
| Others | | | - | - | - | - | |
| Total Team | | | 36 | - | 8 | 44 | 81.82 |





P-3 VOLLEYBALL • Match players ranking

NORCECA JUNIOR MEN'S U-21 CONTINENTAL CHAMPIONSHIP SEMIFINALS



Match: 18 **Date:** 8/31/2012 **Spectators:** 210
City: Colorado Springs
Hall: Sports Center I
Match duration: **Start:** 17:35 **End:** 18:50 **Total:** 1:15

| Teams | Sets | 1 | 2 | 3 | 4 | 5 | Total |
|---------------------|----------|------|------|------|---|---|-------|
| USA | 3 | 25 | 25 | 25 | | | 75 |
| PUR | 0 | 15 | 16 | 20 | | | 51 |
| Set duration | | 0:20 | 0:24 | 0:25 | | | 1:09 |



PUR • PUERTO RICO



Spike

Succ. %
Limit: 15.00%

| Rk | No | Name | Spikes | Faults | Shots | Total Attempts | Note |
|-------------------|----|----------------------------|--------|--------|-------|----------------|-------|
| 1 | 9 | VELEZ FRANCISCO | 5 | 2 | 12 | 19 | 26.32 |
| 2 | 16 | LLINAS GIOVANNI | 3 | 5 | 5 | 13 | 23.08 |
| - | 12 | RIVERA CRISTIAN | 5 | 2 | 4 | 11 | |
| - | 2 | FERNANDEZ RAMOS PEDRO | 3 | 1 | 6 | 10 | |
| - | 5 | NIEVES PEDRO | 4 | 1 | 2 | 7 | |
| - | 1 | ROHENA FIGUEROA FABIAN | 3 | 2 | 1 | 6 | |
| - | 8 | ROMERO EMMANUEL | 1 | 1 | 2 | 4 | |
| - | 6 | TORRES SEPULVEDA KHRISTIAN | 2 | - | - | 2 | |
| - | 11 | ACOSTA CARLOS | 1 | 1 | - | 2 | |
| - | 3 | BERTRAN LUIS M. | - | - | - | - | |
| - | 7 | MARTINEZ ALBINO JONATHAN | - | - | - | - | |
| - | 14 | NEGRON BRIAN | - | - | - | - | |
| Others | | | - | - | - | - | |
| Total Team | | | 27 | 15 | 32 | 74 | 36.49 |



Block

Avg. by set

| Rk | No | Name | Kill Blocks | Faults | Rebounds | Total Attempts | Note |
|-------------------|----|----------------------------|-------------|--------|----------|----------------|------|
| 1 | 1 | ROHENA FIGUEROA FABIAN | 2 | 1 | 2 | 5 | 0.67 |
| 1 | 5 | NIEVES PEDRO | 2 | 4 | 1 | 7 | 0.67 |
| 3 | 9 | VELEZ FRANCISCO | 1 | - | - | 1 | 0.33 |
| 3 | 8 | ROMERO EMMANUEL | 1 | 3 | - | 4 | 0.33 |
| - | 3 | BERTRAN LUIS M. | - | - | - | - | |
| - | 6 | TORRES SEPULVEDA KHRISTIAN | - | - | - | - | |
| - | 7 | MARTINEZ ALBINO JONATHAN | - | - | - | - | |
| - | 11 | ACOSTA CARLOS | - | - | - | - | |
| - | 14 | NEGRON BRIAN | - | - | - | - | |
| - | 12 | RIVERA CRISTIAN | - | 1 | 2 | 3 | |
| - | 16 | LLINAS GIOVANNI | - | 2 | 1 | 3 | |
| - | 2 | FERNANDEZ RAMOS PEDRO | - | 1 | - | 1 | |
| Others | | | - | - | - | - | |
| Total Team | | | 6 | 12 | 6 | 24 | 2.00 |





P-3 VOLLEYBALL • Match players ranking

NORCECA JUNIOR MEN'S U-21 CONTINENTAL CHAMPIONSHIP SEMIFINALS



Match: 18 **Date:** 8/31/2012 **Spectators:** 210
City: Colorado Springs
Hall: Sports Center I
Match duration: Start: 17:35 End: 18:50 Total: 1:15

| Teams | Sets | 1 | 2 | 3 | 4 | 5 | Total |
|--------------|------|------|------|------|---|---|-------|
| USA | 3 | 25 | 25 | 25 | | | 75 |
| PUR | 0 | 15 | 16 | 20 | | | 51 |
| Set duration | | 0:20 | 0:24 | 0:25 | | | 1:09 |



PUR • PUERTO RICO

| Rk | No | Name | Aces | Faults | Serve Hits | Total Attempts | Note |
|-------------------|----|----------------------------|------|--------|------------|----------------|------|
| - | 2 | FERNANDEZ RAMOS PEDRO | - | - | 4 | 4 | |
| - | 3 | BERTRAN LUIS M. | - | - | - | - | |
| - | 6 | TORRES SEPULVEDA KHRISTIAN | - | - | 5 | 5 | |
| - | 7 | MARTINEZ ALBINO JONATHAN | - | - | - | - | |
| - | 12 | RIVERA CRISTIAN | - | - | 8 | 8 | |
| - | 14 | NEGRON BRIAN | - | - | - | - | |
| - | 16 | LLINAS GIOVANNI | - | 1 | 9 | 10 | |
| - | 9 | VELEZ FRANCISCO | - | 1 | 7 | 8 | |
| - | 1 | ROHENA FIGUEROA FABIAN | - | 1 | 3 | 4 | |
| - | 8 | ROMERO EMMANUEL | - | 1 | 3 | 4 | |
| - | 5 | NIEVES PEDRO | - | 3 | 5 | 8 | |
| - | 11 | ACOSTA CARLOS | - | 1 | - | 1 | |
| Others | | | - | - | - | - | |
| Total Team | | | - | 8 | 44 | 52 | |

Serve

Avg. by set

| Team | Opponent errors & Team faults | Aces | Faults | Serve Hits | Total Attempts | Note |
|------|-------------------------------|------|--------|------------|----------------|------|
| | Opponent errors & Team faults | 18 | - | | 18 | |

| Rk | No | Name | Digs | Faults | Receptions | Total Attempts | Note |
|-------------------|----|----------------------------|------|--------|------------|----------------|------|
| 1 | 3 | BERTRAN LUIS M. | 6 | 3 | 4 | 13 | 2.00 |
| 2 | 2 | FERNANDEZ RAMOS PEDRO | 1 | - | - | 1 | 0.33 |
| 2 | 6 | TORRES SEPULVEDA KHRISTIAN | 1 | 1 | 2 | 4 | 0.33 |
| 2 | 9 | VELEZ FRANCISCO | 1 | 1 | 1 | 3 | 0.33 |
| 2 | 16 | LLINAS GIOVANNI | 1 | 1 | 1 | 3 | 0.33 |
| 2 | 12 | RIVERA CRISTIAN | 1 | 3 | 2 | 6 | 0.33 |
| - | 1 | ROHENA FIGUEROA FABIAN | - | - | 1 | 1 | |
| - | 5 | NIEVES PEDRO | - | - | - | - | |
| - | 7 | MARTINEZ ALBINO JONATHAN | - | - | - | - | |
| - | 8 | ROMERO EMMANUEL | - | - | 2 | 2 | |
| - | 11 | ACOSTA CARLOS | - | - | - | - | |
| - | 14 | NEGRON BRIAN | - | - | - | - | |
| Others | | | - | - | - | - | |
| Total Team | | | 11 | 9 | 13 | 33 | 3.67 |

Dig

Avg. by set





P-3 VOLLEYBALL • Match players ranking

NORCECA JUNIOR MEN'S U-21 CONTINENTAL CHAMPIONSHIP SEMIFINALS




Match: 18 **Date:** 8/31/2012 **Spectators:** 210
City: Colorado Springs
Hall: Sports Center I
Match duration: **Start:** 17:35 **End:** 18:50 **Total:** 1:15

| Teams | Sets | 1 | 2 | 3 | 4 | 5 | Total |
|---------------------|------|------|------|------|---|---|-------|
| USA | 3 | 25 | 25 | 25 | | | 75 |
| PUR | 0 | 15 | 16 | 20 | | | 51 |
| Set duration | | 0:20 | 0:24 | 0:25 | | | 1:09 |




PUR • PUERTO RICO



Set

Avg. by set

| Rk | No | Name | Running Sets | Faults | Still Sets | Total Attempts | Note |
|-------------------|----|----------------------------|--------------|--------|------------|----------------|------|
| 1 | 6 | TORRES SEPULVEDA KHRISTIAN | 7 | - | 47 | 54 | 2.33 |
| - | 1 | ROHENA FIGUEROA FABIAN | - | - | - | - | |
| - | 2 | FERNANDEZ RAMOS PEDRO | - | - | 1 | 1 | |
| - | 3 | BERTRAN LUIS M. | - | - | 3 | 3 | |
| - | 5 | NIEVES PEDRO | - | - | - | - | |
| - | 7 | MARTINEZ ALBINO JONATHAN | - | - | - | - | |
| - | 8 | ROMERO EMMANUEL | - | - | 2 | 2 | |
| - | 9 | VELEZ FRANCISCO | - | - | - | - | |
| - | 11 | ACOSTA CARLOS | - | - | - | - | |
| - | 12 | RIVERA CRISTIAN | - | - | 2 | 2 | |
| - | 14 | NEGRON BRIAN | - | - | 6 | 6 | |
| - | 16 | LLINAS GIOVANNI | - | - | - | - | |
| Others | | | - | - | - | - | |
| Total Team | | | 7 | - | 61 | 68 | 2.33 |



Reception

Eff. %
Limit: 25.00%

| Rk | No | Name | Excellents | Faults | Serve Receptions | Total Attempts | Note |
|-------------------|----|----------------------------|------------|--------|------------------|----------------|-------|
| 1 | 16 | LLINAS GIOVANNI | 10 | - | 9 | 19 | 52.63 |
| 2 | 12 | RIVERA CRISTIAN | 14 | 6 | 13 | 33 | 24.24 |
| - | 3 | BERTRAN LUIS M. | 10 | - | - | 10 | |
| - | 9 | VELEZ FRANCISCO | - | - | 1 | 1 | |
| - | 1 | ROHENA FIGUEROA FABIAN | - | - | - | - | |
| - | 2 | FERNANDEZ RAMOS PEDRO | - | - | - | - | |
| - | 6 | TORRES SEPULVEDA KHRISTIAN | - | - | - | - | |
| - | 7 | MARTINEZ ALBINO JONATHAN | - | - | - | - | |
| - | 8 | ROMERO EMMANUEL | - | - | - | - | |
| - | 11 | ACOSTA CARLOS | - | - | - | - | |
| - | 14 | NEGRON BRIAN | - | - | - | - | |
| - | 5 | NIEVES PEDRO | - | 1 | 1 | 2 | |
| Others | | | - | - | - | - | |
| Total Team | | | 34 | 7 | 24 | 65 | 41.54 |

