



P-3 VOLLEYBALL • Match players ranking


NORCECA JUNIOR MEN'S U-21 CONTINENTAL CHAMPIONSHIP FINALS



Match: 20 **Date:** 9/1/2012 **Spectators:** 70
City: Colorado Springs
Hall: Sports Center I
Match duration: **Start:** 13:00 **End:** 15:00 **Total:** 2:00

Teams	Sets	1	2	3	4	5	Total
GUA	3	25	20	25	24	15	109
HON	2	18	25	20	26	9	98
Set duration		0:22	0:23	0:24	0:25	0:14	1:48


GUA • GUATEMALA



Spike

Succ. %
Limit: 15.00%

Rk	No	Name	Spikes	Faults	Shots	Total Attempts	Note
1	5	GONZALEZ PAZ GERARDO	24	15	13	52	46.15
2	13	COLINDRES IPINA ERICK NOEL	7	6	7	20	35.00
3	9	LEON DU JOHN CHRISTOPHER	7	9	6	22	31.82
-	3	FRANCO DE PAZ ELSE	7	2	2	11	
-	12	CHINCHILLA FRANCO BRANDON	5	-	2	7	
-	6	CARDONA BARRIOS HECTOR	-	2	5	7	
-	1	DUARTE ALDANA AMILCAR	3	1	2	6	
-	2	ARAUJO BOHR GUILLERMO	-	-	-	-	
-	4	ACEVEDO GIRON EDGAR	-	-	-	-	
-	7	ALVARADO SANTIZO MANUEL	-	-	-	-	
-	8	OVALLE ORTIZ LUIS	-	-	-	-	
-	10	VASQUEZ ALVAREZ JAIME	-	-	-	-	
Others			-	-	-	-	
Total Team			53	35	37	125	42.40



Block

Avg. by set

Rk	No	Name	Kill Blocks	Faults	Rebounds	Total Attempts	Note
1	13	COLINDRES IPINA ERICK NOEL	4	1	-	5	0.80
2	9	LEON DU JOHN CHRISTOPHER	3	3	1	7	0.60
3	6	CARDONA BARRIOS HECTOR	2	2	2	6	0.40
3	3	FRANCO DE PAZ ELSE	2	2	1	5	0.40
5	5	GONZALEZ PAZ GERARDO	1	1	1	3	0.20
5	12	CHINCHILLA FRANCO BRANDON	1	6	2	9	0.20
-	2	ARAUJO BOHR GUILLERMO	-	-	-	-	
-	4	ACEVEDO GIRON EDGAR	-	-	-	-	
-	7	ALVARADO SANTIZO MANUEL	-	-	-	-	
-	8	OVALLE ORTIZ LUIS	-	-	-	-	
-	10	VASQUEZ ALVAREZ JAIME	-	-	-	-	
-	1	DUARTE ALDANA AMILCAR	-	1	-	1	
Others			-	-	-	-	
Total Team			13	16	7	36	2.60



Match: 20 **Date:** 9/1/2012 **Spectators:** 70
City: Colorado Springs
Hall: Sports Center I
Match duration: **Start:** 13:00 **End:** 15:00 **Total:** 2:00

Teams	Sets	1	2	3	4	5	Total
GUA	3	25	20	25	24	15	109
HON	2	18	25	20	26	9	98
Set duration		0:22	0:23	0:24	0:25	0:14	1:48




GUA • GUATEMALA

Rk	No	Name	Aces	Faults	Serve Hits	Total Attempts	Note
1	12	CHINCHILLA FRANCO BRANDON	3	1	12	16	0.60
1	1	DUARTE ALDANA AMILCAR	3	2	9	14	0.60
3	6	CARDONA BARRIOS HECTOR	1	3	21	25	0.20
3	9	LEON DU JOHN CHRISTOPHER	1	2	12	15	0.20
3	5	GONZALEZ PAZ GERARDO	1	5	7	13	0.20
-	2	ARAUJO BOHR GUILLERMO	-	-	1	1	
-	3	FRANCO DE PAZ ELSE	-	-	9	9	
-	4	ACEVEDO GIRON EDGAR	-	-	-	-	
-	7	ALVARADO SANTIZO MANUEL	-	-	-	-	
-	8	OVALLE ORTIZ LUIS	-	-	-	-	
-	10	VASQUEZ ALVAREZ JAIME	-	-	-	-	
-	13	COLINDRES IPINA ERICK NOEL	-	1	15	16	
Others			-	-	-	-	
Total Team			9	14	86	109	1.80

Team	Opponent errors & Team faults	Aces	Faults	Serve Hits	Total Attempts	Note
	Opponent errors & Team faults	34	-		34	

Rk	No	Name	Digs	Faults	Receptions	Total Attempts	Note
1	10	VASQUEZ ALVAREZ JAIME	13	3	6	22	2.60
2	5	GONZALEZ PAZ GERARDO	6	1	3	10	1.20
3	6	CARDONA BARRIOS HECTOR	5	2	2	9	1.00
4	9	LEON DU JOHN CHRISTOPHER	3	-	5	8	0.60
5	1	DUARTE ALDANA AMILCAR	2	-	3	5	0.40
5	3	FRANCO DE PAZ ELSE	2	-	1	3	0.40
5	13	COLINDRES IPINA ERICK NOEL	2	-	5	7	0.40
-	2	ARAUJO BOHR GUILLERMO	-	-	-	-	
-	4	ACEVEDO GIRON EDGAR	-	-	-	-	
-	7	ALVARADO SANTIZO MANUEL	-	-	-	-	
-	8	OVALLE ORTIZ LUIS	-	-	-	-	
-	12	CHINCHILLA FRANCO BRANDON	-	-	-	-	
Others			-	-	-	-	
Total Team			33	6	25	64	6.60



P-3 VOLLEYBALL • Match players ranking


NORCECA JUNIOR MEN'S U-21 CONTINENTAL CHAMPIONSHIP FINALS




Match: 20 **Date:** 9/1/2012 **Spectators:** 70
City: Colorado Springs
Hall: Sports Center I
Match duration: Start: 13:00 End: 15:00 Total: 2:00

Teams	Sets	1	2	3	4	5	Total
GUA	3	25	20	25	24	15	109
HON	2	18	25	20	26	9	98
Set duration		0:22	0:23	0:24	0:25	0:14	1:48

GUA • GUATEMALA

 Set	Rk	No	Name	Running Sets	Faults	Still Sets	Total Attempts	Note
	1	6	CARDONA BARRIOS HECTOR	21	1	81	103	4.20
	-	1	DUARTE ALDANA AMILCAR	-	-	1	1	
	-	2	ARAUJO BOHR GUILLERMO	-	-	1	1	
	-	3	FRANCO DE PAZ ELSE	-	-	-	-	
	-	4	ACEVEDO GIRON EDGAR	-	-	-	-	
	-	5	GONZALEZ PAZ GERARDO	-	-	1	1	
	-	7	ALVARADO SANTIZO MANUEL	-	-	-	-	
	-	8	OVALLE ORTIZ LUIS	-	-	-	-	
	-	9	LEON DU JOHN CHRISTOPHER	-	-	2	2	
	-	10	VASQUEZ ALVAREZ JAIME	-	-	-	-	
	-	12	CHINCHILLA FRANCO BRANDON	-	-	-	-	
	-	13	COLINDRES IPINA ERICK NOEL	-	-	-	-	
Others				-	-	-	-	
Total Team				21	1	86	108	4.20

Avg. by set


 Reception	Rk	No	Name	Excellents	Faults	Serve Receptions	Total Attempts	Note
	1	5	GONZALEZ PAZ GERARDO	19	-	8	27	70.37
	2	10	VASQUEZ ALVAREZ JAIME	17	2	13	32	46.88
	-	9	LEON DU JOHN CHRISTOPHER	8	-	5	13	
	-	1	DUARTE ALDANA AMILCAR	8	1	3	12	
	-	2	ARAUJO BOHR GUILLERMO	-	-	-	-	
	-	3	FRANCO DE PAZ ELSE	-	-	-	-	
	-	4	ACEVEDO GIRON EDGAR	-	-	-	-	
	-	6	CARDONA BARRIOS HECTOR	-	-	-	-	
	-	7	ALVARADO SANTIZO MANUEL	-	-	-	-	
	-	8	OVALLE ORTIZ LUIS	-	-	-	-	
	-	12	CHINCHILLA FRANCO BRANDON	-	-	-	-	
	-	13	COLINDRES IPINA ERICK NOEL	-	1	2	3	
Others				-	-	-	-	
Total Team				52	4	31	87	55.17

Eff. %
Limit: 25.00%




Match: 20 **Date:** 9/1/2012 **Spectators:** 70
City: Colorado Springs
Hall: Sports Center I
Match duration: **Start:** 13:00 **End:** 15:00 **Total:** 2:00

Teams	Sets	1	2	3	4	5	Total
GUA	3	25	20	25	24	15	109
HON	2	18	25	20	26	9	98
Set duration		0:22	0:23	0:24	0:25	0:14	1:48




HON • HONDURAS



Spike

Succ. %
Limit: 15.00%

Rk	No	Name	Spikes	Faults	Shots	Total Attempts	Note
1	9	ALLEY FRANK	19	6	17	42	45.24
2	3	VASQUEZ JOSE	6	8	7	21	28.57
3	10	VASQUEZ RICARDO	9	13	15	37	24.32
-	4	CHAVEZ DIEGO	3	1	8	12	
-	7	MASSU JONATHAN	6	4	2	12	
-	2	MARADIAGA CRISTOBAL	2	1	5	8	
-	18	PANCHAME PAVON MANUEL	-	1	-	1	
-	5	PADILLA ALEX	-	-	-	-	
-	6	GIRBAL FUNES MANUEL	-	-	-	-	
-	8	WATLER ORNELLO	-	-	-	-	
-	11	SABIO KRISTIAN	-	-	-	-	
-	12	GOMEZ LANZA LEONARDO	-	-	-	-	
Others			-	-	-	-	
Total Team			45	34	54	133	33.83




Block

Avg. by set

Rk	No	Name	Kill Blocks	Faults	Rebounds	Total Attempts	Note
1	4	CHAVEZ DIEGO	8	5	1	14	1.60
2	3	VASQUEZ JOSE	3	6	-	9	0.60
3	9	ALLEY FRANK	2	1	2	5	0.40
3	7	MASSU JONATHAN	2	6	-	8	0.40
5	10	VASQUEZ RICARDO	1	3	1	5	0.20
5	2	MARADIAGA CRISTOBAL	1	4	-	5	0.20
-	5	PADILLA ALEX	-	-	-	-	
-	8	WATLER ORNELLO	-	-	-	-	
-	11	SABIO KRISTIAN	-	-	-	-	
-	12	GOMEZ LANZA LEONARDO	-	-	-	-	
-	18	PANCHAME PAVON MANUEL	-	-	-	-	
-	6	GIRBAL FUNES MANUEL	-	1	1	2	
Others			-	-	-	-	
Total Team			17	26	5	48	3.40


Match: 20 **Date:** 9/1/2012 **Spectators:** 70
City: Colorado Springs
Hall: Sports Center I
Match duration: **Start:** 13:00 **End:** 15:00 **Total:** 2:00

Teams	Sets	1	2	3	4	5	Total
GUA	3	25	20	25	24	15	109
HON	2	18	25	20	26	9	98
Set duration		0:22	0:23	0:24	0:25	0:14	1:48




HON • HONDURAS

Rk	No	Name	Aces	Faults	Serve Hits	Total Attempts	Note
1	2	MARADIAGA CRISTOBAL	2	1	22	25	0.40
2	4	CHAVEZ DIEGO	1	1	21	23	0.20
2	3	VASQUEZ JOSE	1	3	5	9	0.20
-	5	PADILLA ALEX	-	-	-	-	
-	6	GIRBAL FUNES MANUEL	-	-	-	-	
-	8	WATLER ORNELLO	-	-	-	-	
-	10	VASQUEZ RICARDO	-	-	14	14	
-	11	SABIO KRISTIAN	-	-	-	-	
-	12	GOMEZ LANZA LEONARDO	-	-	-	-	
-	9	ALLEY FRANK	-	2	12	14	
-	7	MASSU JONATHAN	-	3	7	10	
-	18	PANCHAME PAVON MANUEL	-	1	2	3	
Others			-	-	-	-	
Total Team			4	11	83	98	0.80



Team	Opponent errors & Team faults	Aces	Faults	Serve Hits	Total Attempts	Note
	Opponent errors & Team faults	32	-		32	

Rk	No	Name	Digs	Faults	Receptions	Total Attempts	Note
1	12	GOMEZ LANZA LEONARDO	9	4	3	16	1.80
2	10	VASQUEZ RICARDO	6	2	3	11	1.20
3	2	MARADIAGA CRISTOBAL	3	1	4	8	0.60
4	3	VASQUEZ JOSE	2	1	5	8	0.40
4	9	ALLEY FRANK	2	1	5	8	0.40
6	4	CHAVEZ DIEGO	1	-	2	3	0.20
6	7	MASSU JONATHAN	1	-	2	3	0.20
-	5	PADILLA ALEX	-	-	-	-	
-	6	GIRBAL FUNES MANUEL	-	-	-	-	
-	8	WATLER ORNELLO	-	-	-	-	
-	11	SABIO KRISTIAN	-	-	-	-	
-	18	PANCHAME PAVON MANUEL	-	-	1	1	
Others			-	-	-	-	
Total Team			24	9	25	58	4.80



Match: 20 **Date:** 9/1/2012 **Spectators:** 70
City: Colorado Springs
Hall: Sports Center I
Match duration: **Start:** 13:00 **End:** 15:00 **Total:** 2:00

Teams	Sets	1	2	3	4	5	Total
GUA	3	25	20	25	24	15	109
HON	2	18	25	20	26	9	98
Set duration		0:22	0:23	0:24	0:25	0:14	1:48

HON • HONDURAS

Rk	No	Name	Running Sets	Faults	Still Sets	Total Attempts	Note
1	2	MARADIAGA CRISTOBAL	10	-	88	98	2.00
-	3	VASQUEZ JOSE	-	-	8	8	
-	4	CHAVEZ DIEGO	-	-	-	-	
-	5	PADILLA ALEX	-	-	-	-	
-	6	GIRBAL FUNES MANUEL	-	-	-	-	
-	7	MASSU JONATHAN	-	-	1	1	
-	8	WATLER ORNELLO	-	-	-	-	
-	9	ALLEY FRANK	-	-	1	1	
-	10	VASQUEZ RICARDO	-	-	1	1	
-	11	SABIO KRISTIAN	-	-	-	-	
-	12	GOMEZ LANZA LEONARDO	-	-	3	3	
-	18	PANCHAME PAVON MANUEL	-	-	-	-	
Others			-	-	-	-	
Total Team			10	-	102	112	2.00

Set

Avg. by set

Rk	No	Name	Excellents	Faults	Serve Receptions	Total Attempts	Note
1	10	VASQUEZ RICARDO	27	3	6	36	66.67
2	12	GOMEZ LANZA LEONARDO	18	2	8	28	57.14
3	9	ALLEY FRANK	18	3	7	28	53.57
-	3	VASQUEZ JOSE	1	-	1	2	
-	2	MARADIAGA CRISTOBAL	-	-	-	-	
-	4	CHAVEZ DIEGO	-	-	-	-	
-	5	PADILLA ALEX	-	-	-	-	
-	6	GIRBAL FUNES MANUEL	-	-	-	-	
-	7	MASSU JONATHAN	-	-	-	-	
-	8	WATLER ORNELLO	-	-	-	-	
-	11	SABIO KRISTIAN	-	-	-	-	
-	18	PANCHAME PAVON MANUEL	-	-	-	-	
Others			-	-	-	-	
Total Team			64	8	22	94	59.57

Reception

Eff. %
Limit: 25.00%