



# P-3 VOLLEYBALL • Match players ranking




## 2014 World Championship Qualification, Mens Group K Finals (Places 3-4)

**Match:** 7    **Date:** 28/07/2013    **Spectators:** 75  
**City:** Road Town, Tortola  
**Hall:** Multi-Purpose Sports Complex  
**Match duration:** **Start:** 18:10    **End:** 19:52    **Total:** 1:42

| Teams               | Sets | 1    | 2    | 3    | 4    | 5 | Total |
|---------------------|------|------|------|------|------|---|-------|
| VIN                 | 3    | 17   | 25   | 25   | 25   |   | 92    |
| BVI                 | 1    | 25   | 23   | 19   | 18   |   | 85    |
| <b>Set duration</b> |      | 0:20 | 0:25 | 0:26 | 0:22 |   | 1:33  |




### VIN • St. Vincent



**Spike**

Succ. %  
Limit: 15.00%

| Rk                | No | Name                | Spikes | Faults | Shots | Total Attempts | Note  |
|-------------------|----|---------------------|--------|--------|-------|----------------|-------|
| 1                 | 3  | Franklyn Cassius    | 18     | 8      | 16    | 42             | 42.86 |
| 2                 | 2  | Lee Kamaul          | 11     | 8      | 11    | 30             | 36.67 |
| -                 | 5  | Questelles Akins    | 5      | 3      | 7     | 15             |       |
| -                 | 10 | Williams Devon      | 3      | 3      | 9     | 15             |       |
| -                 | 8  | Cumberbatch Cluewan | 3      | 1      | 5     | 9              |       |
| -                 | 4  | Small Jahmal        | 4      | 2      | 3     | 9              |       |
| -                 | 7  | Cupid Marlon        | -      | 1      | 2     | 3              |       |
| -                 | 1  | Quashie Aziza       | -      | -      | -     | -              |       |
| -                 | 6  | Dasousa Clint       | -      | -      | -     | -              |       |
| -                 | 9  | Butler Ijahlon      | -      | -      | -     | -              |       |
| <b>Others</b>     |    |                     | -      | -      | -     | -              |       |
| <b>Total Team</b> |    |                     | 44     | 26     | 53    | 123            | 35.77 |



**Block**

Avg. by set

| Rk                | No | Name                | Kill Blocks | Faults | Rebounds | Total Attempts | Note |
|-------------------|----|---------------------|-------------|--------|----------|----------------|------|
| 1                 | 8  | Cumberbatch Cluewan | 3           | 4      | 6        | 13             | 0.75 |
| 2                 | 2  | Lee Kamaul          | 2           | 1      | 2        | 5              | 0.50 |
| 2                 | 5  | Questelles Akins    | 2           | 2      | 6        | 10             | 0.50 |
| 4                 | 3  | Franklyn Cassius    | 1           | 2      | 1        | 4              | 0.25 |
| -                 | 1  | Quashie Aziza       | -           | -      | -        | -              |      |
| -                 | 6  | Dasousa Clint       | -           | -      | -        | -              |      |
| -                 | 7  | Cupid Marlon        | -           | -      | -        | -              |      |
| -                 | 9  | Butler Ijahlon      | -           | -      | -        | -              |      |
| -                 | 4  | Small Jahmal        | -           | 1      | 3        | 4              |      |
| -                 | 10 | Williams Devon      | -           | 6      | 3        | 9              |      |
| <b>Others</b>     |    |                     | -           | -      | -        | -              |      |
| <b>Total Team</b> |    |                     | 8           | 16     | 21       | 45             | 2.00 |





# P-3 VOLLEYBALL • Match players ranking

## 2014 World Championship Qualification, Mens Group K Finals (Places 3-4)




**Match:** 7    **Date:** 28/07/2013    **Spectators:** 75  
**City:** Road Town, Tortola  
**Hall:** Multi-Purpose Sports Complex  
**Match duration:** **Start:** 18:10    **End:** 19:52    **Total:** 1:42

| Teams        | Sets | 1    | 2    | 3    | 4    | 5 | Total |
|--------------|------|------|------|------|------|---|-------|
| VIN          | 3    | 17   | 25   | 25   | 25   |   | 92    |
| BVI          | 1    | 25   | 23   | 19   | 18   |   | 85    |
| Set duration |      | 0:20 | 0:25 | 0:26 | 0:22 |   | 1:33  |



### VIN • St. Vincent

| Rk                | No | Name                | Aces | Faults | Serve Hits | Total Attempts | Note |
|-------------------|----|---------------------|------|--------|------------|----------------|------|
| 1                 | 3  | Franklyn Cassius    | 1    | 4      | 13         | 18             | 0.25 |
| -                 | 1  | Quashie Aziza       | -    | -      | -          | -              |      |
| -                 | 2  | Lee Kamaul          | -    | -      | 11         | 11             |      |
| -                 | 5  | Questelles Akins    | -    | -      | 17         | 17             |      |
| -                 | 6  | Dasousa Clint       | -    | -      | -          | -              |      |
| -                 | 7  | Cupid Marlon        | -    | -      | -          | -              |      |
| -                 | 9  | Butler Ijahlon      | -    | -      | -          | -              |      |
| -                 | 10 | Williams Devon      | -    | -      | 19         | 19             |      |
| -                 | 8  | Cumberbatch Cluewan | -    | 1      | 14         | 15             |      |
| -                 | 4  | Small Jahmal        | -    | 2      | 7          | 9              |      |
| <b>Others</b>     |    |                     | -    | -      | -          | -              |      |
| <b>Total Team</b> |    |                     | 1    | 7      | 81         | 89             | 0.25 |




**Serve**

Avg. by set

| Team | Opponent errors & Team faults | Aces | Faults | Serve Hits | Total Attempts | Note |
|------|-------------------------------|------|--------|------------|----------------|------|
|      | Opponent errors & Team faults | 39   | 23     |            | 62             |      |

| Rk                | No | Name                | Digs | Faults | Receptions | Total Attempts | Note |
|-------------------|----|---------------------|------|--------|------------|----------------|------|
| 1                 | 5  | Questelles Akins    | 6    | 2      | 10         | 18             | 1.50 |
| 2                 | 4  | Small Jahmal        | 4    | -      | 2          | 6              | 1.00 |
| 3                 | 10 | Williams Devon      | 3    | -      | 3          | 6              | 0.75 |
| 3                 | 7  | Cupid Marlon        | 3    | 2      | 3          | 8              | 0.75 |
| 5                 | 8  | Cumberbatch Cluewan | 2    | -      | -          | 2              | 0.50 |
| 6                 | 2  | Lee Kamaul          | 1    | 2      | 4          | 7              | 0.25 |
| 6                 | 3  | Franklyn Cassius    | 1    | 4      | 4          | 9              | 0.25 |
| -                 | 1  | Quashie Aziza       | -    | -      | -          | -              |      |
| -                 | 6  | Dasousa Clint       | -    | -      | -          | -              |      |
| -                 | 9  | Butler Ijahlon      | -    | -      | -          | -              |      |
| <b>Others</b>     |    |                     | -    | -      | -          | -              |      |
| <b>Total Team</b> |    |                     | 20   | 10     | 26         | 56             | 5.00 |



**Dig**

Avg. by set





# P-3 VOLLEYBALL • Match players ranking

2014 World Championship Qualification, Mens Group K  
Finals (Places 3-4)




**Match:** 7    **Date:** 28/07/2013    **Spectators:** 75  
**City:** Road Town, Tortola  
**Hall:** Multi-Purpose Sports Complex  
**Match duration:** **Start:** 18:10    **End:** 19:52    **Total:** 1:42

| Teams               | Sets | 1    | 2    | 3    | 4    | 5 | Total |
|---------------------|------|------|------|------|------|---|-------|
| VIN                 | 3    | 17   | 25   | 25   | 25   |   | 92    |
| BVI                 | 1    | 25   | 23   | 19   | 18   |   | 85    |
| <b>Set duration</b> |      | 0:20 | 0:25 | 0:26 | 0:22 |   | 1:33  |




## VIN • St. Vincent



**Set**

Avg. by set

| Rk                | No | Name                | Running Sets | Faults | Still Sets | Total Attempts | Note |
|-------------------|----|---------------------|--------------|--------|------------|----------------|------|
| 1                 | 4  | Small Jahmal        | 7            | 1      | 88         | 96             | 1.75 |
| 2                 | 10 | Williams Devon      | 2            | -      | 1          | 3              | 0.50 |
| 3                 | 3  | Franklyn Cassius    | 1            | -      | 2          | 3              | 0.25 |
| 3                 | 7  | Cupid Marlon        | 1            | -      | -          | 1              | 0.25 |
| 3                 | 2  | Lee Kamaul          | 1            | 1      | 4          | 6              | 0.25 |
| -                 | 1  | Quashie Aziza       | -            | -      | -          | -              |      |
| -                 | 5  | Questelles Akins    | -            | -      | 4          | 4              |      |
| -                 | 6  | Dasousa Clint       | -            | -      | -          | -              |      |
| -                 | 9  | Butler Ijahlon      | -            | -      | -          | -              |      |
| -                 | 8  | Cumberbatch Cluewan | -            | 1      | -          | 1              |      |
| <b>Others</b>     |    |                     | -            | -      | -          | -              |      |
| <b>Total Team</b> |    |                     | 12           | 3      | 99         | 114            | 3.00 |



**Reception**

Eff. %  
Limit: 25.00%

| Rk                | No | Name                | Excellents | Faults | Serve Receptions | Total Attempts | Note  |
|-------------------|----|---------------------|------------|--------|------------------|----------------|-------|
| 1                 | 5  | Questelles Akins    | 24         | -      | 13               | 37             | 64.86 |
| -                 | 2  | Lee Kamaul          | 14         | -      | 5                | 19             |       |
| -                 | 3  | Franklyn Cassius    | 12         | -      | 3                | 15             |       |
| -                 | 7  | Cupid Marlon        | 8          | -      | -                | 8              |       |
| -                 | 4  | Small Jahmal        | 1          | -      | -                | 1              |       |
| -                 | 10 | Williams Devon      | -          | -      | 1                | 1              |       |
| -                 | 1  | Quashie Aziza       | -          | -      | -                | -              |       |
| -                 | 6  | Dasousa Clint       | -          | -      | -                | -              |       |
| -                 | 8  | Cumberbatch Cluewan | -          | -      | -                | -              |       |
| -                 | 9  | Butler Ijahlon      | -          | -      | -                | -              |       |
| <b>Others</b>     |    |                     | -          | -      | -                | -              |       |
| <b>Total Team</b> |    |                     | 59         | -      | 22               | 81             | 72.84 |





# P-3 VOLLEYBALL • Match players ranking


2014 World Championship Qualification, Mens Group K  
Finals (Places 3-4)



**Match:** 7    **Date:** 28/07/2013    **Spectators:** 75  
**City:** Road Town, Tortola  
**Hall:** Multi-Purpose Sports Complex  
**Match duration:** **Start:** 18:10    **End:** 19:52    **Total:** 1:42

| Teams        | Sets | 1    | 2    | 3    | 4    | 5 | Total |
|--------------|------|------|------|------|------|---|-------|
| VIN          | 3    | 17   | 25   | 25   | 25   |   | 92    |
| BVI          | 1    | 25   | 23   | 19   | 18   |   | 85    |
| Set duration |      | 0:20 | 0:25 | 0:26 | 0:22 |   | 1:33  |


## BVI • British Virgin Islands



**Spike**

Succ. %  
Limit: 15.00%

| Rk                | No | Name               | Spikes | Faults | Shots | Total Attempts | Note  |
|-------------------|----|--------------------|--------|--------|-------|----------------|-------|
| 1                 | 8  | Marquis Canice     | 12     | 8      | 14    | 34             | 35.29 |
| 2                 | 3  | Glasgow Drexel     | 5      | 7      | 7     | 19             | 26.32 |
| -                 | 1  | Salomon Denfield   | 4      | 8      | 4     | 16             |       |
| -                 | 6  | Bralthwaite Nevin  | 6      | 3      | 5     | 14             |       |
| -                 | 5  | Salomon Marlon     | 8      | 1      | 4     | 13             |       |
| -                 | 11 | Brathwaite Noville | 3      | 2      | 6     | 11             |       |
| -                 | 4  | Phipps Rhennie     | 2      | 3      | 4     | 9              |       |
| -                 | 2  | Braithwaite Andre  | 1      | 1      | 4     | 6              |       |
| -                 | 7  | Callwood Louis     | -      | -      | -     | -              |       |
| -                 | 9  | Davis Curtis       | -      | -      | -     | -              |       |
| -                 | 10 | Brathwaite Neville | -      | -      | -     | -              |       |
| Others            |    |                    | -      | -      | -     | -              |       |
| <b>Total Team</b> |    |                    | 41     | 33     | 48    | 122            | 33.61 |



**Block**

Avg. by set

| Rk                | No | Name               | Kill Blocks | Faults | Rebounds | Total Attempts | Note |
|-------------------|----|--------------------|-------------|--------|----------|----------------|------|
| 1                 | 4  | Phipps Rhennie     | 3           | 1      | 3        | 7              | 0.75 |
| 2                 | 1  | Salomon Denfield   | 2           | 2      | 4        | 8              | 0.50 |
| 2                 | 5  | Salomon Marlon     | 2           | 3      | 3        | 8              | 0.50 |
| 4                 | 6  | Bralthwaite Nevin  | 1           | -      | 2        | 3              | 0.25 |
| 4                 | 11 | Brathwaite Noville | 1           | 1      | 3        | 5              | 0.25 |
| -                 | 7  | Callwood Louis     | -           | -      | -        | -              |      |
| -                 | 9  | Davis Curtis       | -           | -      | -        | -              |      |
| -                 | 10 | Brathwaite Neville | -           | -      | -        | -              |      |
| -                 | 8  | Marquis Canice     | -           | 2      | 3        | 5              |      |
| -                 | 3  | Glasgow Drexel     | -           | 4      | 1        | 5              |      |
| -                 | 2  | Braithwaite Andre  | -           | 1      | -        | 1              |      |
| Others            |    |                    | -           | -      | -        | -              |      |
| <b>Total Team</b> |    |                    | 9           | 14     | 19       | 42             | 2.25 |





# P-3 VOLLEYBALL • Match players ranking

2014 World Championship Qualification, Mens Group K  
Finals (Places 3-4)




**Match:** 7    **Date:** 28/07/2013    **Spectators:** 75  
**City:** Road Town, Tortola  
**Hall:** Multi-Purpose Sports Complex  
**Match duration:** **Start:** 18:10    **End:** 19:52    **Total:** 1:42

| Teams               | Sets | 1    | 2    | 3    | 4    | 5 | Total |
|---------------------|------|------|------|------|------|---|-------|
| VIN                 | 3    | 17   | 25   | 25   | 25   |   | 92    |
| BVI                 | 1    | 25   | 23   | 19   | 18   |   | 85    |
| <b>Set duration</b> |      | 0:20 | 0:25 | 0:26 | 0:22 |   | 1:33  |

## BVI • British Virgin Islands

| Rk                | No | Name               | Aces | Faults | Serve Hits | Total Attempts | Note |
|-------------------|----|--------------------|------|--------|------------|----------------|------|
| -                 | 2  | Braithwaite Andre  | -    | -      | 3          | 3              |      |
| -                 | 4  | Phipps Rhennie     | -    | -      | 6          | 6              |      |
| -                 | 7  | Callwood Louis     | -    | -      | -          | -              |      |
| -                 | 9  | Davis Curtis       | -    | -      | -          | -              |      |
| -                 | 10 | Brathwaite Neville | -    | -      | -          | -              |      |
| -                 | 11 | Brathwaite Noville | -    | -      | 19         | 19             |      |
| -                 | 3  | Glasgow Drexel     | -    | 1      | 13         | 14             |      |
| -                 | 1  | Salomon Denfield   | -    | 1      | 12         | 13             |      |
| -                 | 8  | Marquis Canice     | -    | 1      | 8          | 9              |      |
| -                 | 6  | Bralthwaite Nevin  | -    | 1      | 6          | 7              |      |
| -                 | 5  | Salomon Marlon     | -    | 2      | 10         | 12             |      |
| <b>Others</b>     |    |                    | -    | -      | -          | -              |      |
| <b>Total Team</b> |    |                    | -    | 6      | 77         | 83             |      |



**Serve**

Avg. by set

| Team | Opponent errors & Team faults | Aces | Faults | Total Attempts |
|------|-------------------------------|------|--------|----------------|
|      |                               | 35   | 20     | 55             |

| Rk                | No | Name               | Digs | Faults | Receptions | Total Attempts | Note |
|-------------------|----|--------------------|------|--------|------------|----------------|------|
| 1                 | 3  | Glasgow Drexel     | 10   | -      | 8          | 18             | 2.50 |
| 2                 | 8  | Marquis Canice     | 6    | -      | 5          | 11             | 1.50 |
| 3                 | 5  | Salomon Marlon     | 4    | 2      | 2          | 8              | 1.00 |
| 4                 | 6  | Bralthwaite Nevin  | 3    | 4      | 4          | 11             | 0.75 |
| 4                 | 11 | Brathwaite Noville | 3    | 3      | 1          | 7              | 0.75 |
| 6                 | 1  | Salomon Denfield   | 2    | 3      | 2          | 7              | 0.50 |
| -                 | 2  | Braithwaite Andre  | -    | -      | 3          | 3              |      |
| -                 | 7  | Callwood Louis     | -    | -      | -          | -              |      |
| -                 | 9  | Davis Curtis       | -    | -      | -          | -              |      |
| -                 | 10 | Brathwaite Neville | -    | -      | -          | -              |      |
| -                 | 4  | Phipps Rhennie     | -    | 1      | 1          | 2              |      |
| <b>Others</b>     |    |                    | -    | -      | -          | -              |      |
| <b>Total Team</b> |    |                    | 28   | 13     | 26         | 67             | 7.00 |



**Dig**

Avg. by set





# P-3 VOLLEYBALL • Match players ranking




2014 World Championship Qualification, Mens Group K  
Finals (Places 3-4)

**Match:** 7    **Date:** 28/07/2013    **Spectators:** 75  
**City:** Road Town, Tortola  
**Hall:** Multi-Purpose Sports Complex  
**Match duration:** **Start:** 18:10    **End:** 19:52    **Total:** 1:42

| Teams               | Sets | 1    | 2    | 3    | 4    | 5 | Total |
|---------------------|------|------|------|------|------|---|-------|
| VIN                 | 3    | 17   | 25   | 25   | 25   |   | 92    |
| BVI                 | 1    | 25   | 23   | 19   | 18   |   | 85    |
| <b>Set duration</b> |      | 0:20 | 0:25 | 0:26 | 0:22 |   | 1:33  |

## BVI • British Virgin Islands


| Rk                | No | Name                | Running Sets | Faults | Still Sets | Total Attempts | Note |
|-------------------|----|---------------------|--------------|--------|------------|----------------|------|
| 1                 | 5  | Salomon Marlon      | 2            | -      | 2          | 4              | 0.50 |
| 1                 | 8  | Marquis Canice      | 2            | 1      | 2          | 5              | 0.50 |
| 1                 | 1  | Salomon Denfield    | 2            | 1      | 1          | 4              | 0.50 |
| 4                 | 3  | Glasgow Drexel      | 1            | -      | 2          | 3              | 0.25 |
| 4                 | 11 | Braithwaite Noville | 1            | 1      | 97         | 99             | 0.25 |
| -                 | 2  | Braithwaite Andre   | -            | -      | -          | -              |      |
| -                 | 4  | Phipps Rhennie      | -            | -      | 1          | 1              |      |
| -                 | 7  | Callwood Louis      | -            | -      | -          | -              |      |
| -                 | 9  | Davis Curtis        | -            | -      | -          | -              |      |
| -                 | 10 | Braithwaite Neville | -            | -      | -          | -              |      |
| -                 | 6  | Braithwaite Nevin   | -            | 1      | 1          | 2              |      |
| <b>Others</b>     |    |                     | -            | -      | -          | -              |      |
| <b>Total Team</b> |    |                     | 8            | 4      | 106        | 118            | 2.00 |



**Set**

Avg. by set

| Rk                | No | Name                | Excellents | Faults | Serve Receptions | Total Attempts | Note  |
|-------------------|----|---------------------|------------|--------|------------------|----------------|-------|
| 1                 | 1  | Salomon Denfield    | 17         | -      | 6                | 23             | 73.91 |
| 2                 | 8  | Marquis Canice      | 19         | -      | 14               | 33             | 57.58 |
| -                 | 3  | Glasgow Drexel      | 8          | 1      | 9                | 18             |       |
| -                 | 2  | Braithwaite Andre   | 1          | -      | 1                | 2              |       |
| -                 | 4  | Phipps Rhennie      | 1          | -      | 1                | 2              |       |
| -                 | 5  | Salomon Marlon      | 2          | -      | -                | 2              |       |
| -                 | 7  | Callwood Louis      | -          | -      | -                | -              |       |
| -                 | 9  | Davis Curtis        | -          | -      | -                | -              |       |
| -                 | 10 | Braithwaite Neville | -          | -      | -                | -              |       |
| -                 | 11 | Braithwaite Noville | -          | -      | -                | -              |       |
| -                 | 6  | Braithwaite Nevin   | -          | 1      | 1                | 2              |       |
| <b>Others</b>     |    |                     | -          | -      | -                | -              |       |
| <b>Total Team</b> |    |                     | 48         | 2      | 32               | 82             | 56.10 |



**Reception**

Eff. %  
Limit: 25.00%

