



P-3 VOLLEYBALL • Match players ranking



2014 Women's World Championship Qualific. Group I Preliminary

Match: 5 **Date:** 26/05/2013 **Spectators:** 25
City: Port of Spain
Hall: UWI-SPEC
Match duration: **Start:** 9:00 **End:** 10:00 **Total:** 1:00

Teams	Sets	1	2	3	4	5	Total
TRI	3	25	25	25			75
AGU	0	14	14	8			36
Set duration		0:18	0:18	0:18			0:54



TRI • Trinidad & Tobago



Spike

Succ. %
Limit: 15.00%

Rk	No	Name	Spikes	Faults	Shots	Total Attempts	Note
1	8	Randim Darlene	7	1	3	11	63.64
2	17	Gloud Abigail	12	2	7	21	57.14
3	5	Prescott Samantha	3	4	7	14	21.43
-	1	Kinsale Andrea	7	-	2	9	
-	15	Blackman Abby	7	-	-	7	
-	3	Thompson Channon	-	-	-	-	
-	4	Billiny Kelly-Anne	-	-	-	-	
-	6	Jack Sinead	-	-	-	-	
-	10	Clifford Courtnee-Mae	-	-	-	-	
-	11	Forde Renele	-	-	-	-	
-	16	Esdelle Krystle	-	-	-	-	
-	18	Lindsay Rechez Gisele	-	-	-	-	
Others			-	-	-	-	
Total Team			36	7	19	62	58.06



Block

Avg. by set

Rk	No	Name	Kill Blocks	Faults	Rebounds	Total Attempts	Note
1	1	Kinsale Andrea	2	3	4	9	0.67
1	15	Blackman Abby	2	3	1	6	0.67
3	5	Prescott Samantha	1	-	-	1	0.33
3	8	Randim Darlene	1	-	1	2	0.33
3	11	Forde Renele	1	-	-	1	0.33
3	17	Gloud Abigail	1	3	-	4	0.33
-	3	Thompson Channon	-	-	-	-	
-	4	Billiny Kelly-Anne	-	-	-	-	
-	6	Jack Sinead	-	-	-	-	
-	10	Clifford Courtnee-Mae	-	-	-	-	
-	16	Esdelle Krystle	-	-	-	-	
-	18	Lindsay Rechez Gisele	-	-	-	-	
Others			-	-	-	-	
Total Team			8	9	6	23	2.67





P-3 VOLLEYBALL • Match players ranking



2014 Women's World Championship Qualific. Group I
Preliminary

Match: 5 **Date:** 26/05/2013 **Spectators:** 25
City: Port of Spain
Hall: UWI-SPEC
Match duration: **Start:** 9:00 **End:** 10:00 **Total:** 1:00

Teams	Sets	1	2	3	4	5	Total
TRI	3	25	25	25			75
AGU	0	14	14	8			36
Set duration		0:18	0:18	0:18			0:54



TRI • Trinidad & Tobago

Rk	No	Name	Aces	Faults	Serve Hits	Total Attempts	Note
1	8	Randim Darlene	3	-	17	20	1.00
2	1	Kinsale Andrea	2	1	14	17	0.67
3	4	Billiny Kelly-Anne	1	-	3	4	0.33
3	5	Prescott Samantha	1	2	5	8	0.33
-	3	Thompson Channon	-	-	-	-	
-	6	Jack Sinead	-	-	-	-	
-	10	Clifford Courtnee-Mae	-	-	-	-	
-	11	Forde Renele	-	-	13	13	
-	16	Esdelle Krystle	-	-	-	-	
-	17	Gloud Abigail	-	-	8	8	
-	18	Lindsay Rechez Gisele	-	-	-	-	
-	15	Blackman Abby	-	1	3	4	
Others			-	-	-	-	
Total Team			7	4	63	74	2.33

Serve

Avg. by set

Team	Opponent errors & Team faults	Aces	Faults	Serve Hits	Total Attempts	Note
	Opponent errors & Team faults	24	3		27	

Rk	No	Name	Digs	Faults	Receptions	Total Attempts	Note
1	10	Clifford Courtnee-Mae	6	1	8	15	2.00
2	8	Randim Darlene	2	3	10	15	0.67
-	1	Kinsale Andrea	-	-	-	-	
-	3	Thompson Channon	-	-	-	-	
-	4	Billiny Kelly-Anne	-	-	1	1	
-	6	Jack Sinead	-	-	-	-	
-	15	Blackman Abby	-	-	-	-	
-	16	Esdelle Krystle	-	-	-	-	
-	17	Gloud Abigail	-	-	3	3	
-	18	Lindsay Rechez Gisele	-	-	1	1	
-	5	Prescott Samantha	-	3	6	9	
-	11	Forde Renele	-	1	2	3	
Others			-	-	-	-	
Total Team			8	8	31	47	2.67

Dig

Avg. by set





P-3 VOLLEYBALL • Match players ranking



2014 Women's World Championship Qualific. Group I Preliminary

Match: 5 **Date:** 26/05/2013 **Spectators:** 25
City: Port of Spain
Hall: UWI-SPEC
Match duration: Start: 9:00 End: 10:00 Total: 1:00

Teams	Sets	1	2	3	4	5	Total
TRI	3	25	25	25			75
AGU	0	14	14	8			36
Set duration		0:18	0:18	0:18			0:54




TRI • Trinidad & Tobago



Set

Avg. by set

Rk	No	Name	Running Sets	Faults	Still Sets	Total Attempts	Note
1	11	Forde Renele	18	2	20	40	6.00
2	4	Billiny Kelly-Anne	2	1	13	16	0.67
-	1	Kinsale Andrea	-	-	3	3	
-	3	Thompson Channon	-	-	-	-	
-	5	Prescott Samantha	-	-	2	2	
-	6	Jack Sinead	-	-	-	-	
-	8	Randim Darlene	-	-	2	2	
-	10	Clifford Courtnee-Mae	-	-	3	3	
-	15	Blackman Abby	-	-	-	-	
-	16	Esdelle Krystle	-	-	-	-	
-	18	Lindsay Rechez Gisele	-	-	-	-	
-	17	Gloud Abigail	-	1	1	2	
Others			-	-	-	-	
Total Team			20	4	44	68	6.67



Reception

Eff. %
Limit: 25.00%

Rk	No	Name	Excellents	Faults	Serve Receptions	Total Attempts	Note
1	10	Clifford Courtnee-Mae	9	-	1	10	90.00
2	5	Prescott Samantha	5	1	9	15	26.67
-	8	Randim Darlene	1	-	3	4	
-	18	Lindsay Rechez Gisele	1	-	-	1	
-	1	Kinsale Andrea	-	-	-	-	
-	3	Thompson Channon	-	-	-	-	
-	4	Billiny Kelly-Anne	-	-	-	-	
-	6	Jack Sinead	-	-	-	-	
-	11	Forde Renele	-	-	-	-	
-	15	Blackman Abby	-	-	-	-	
-	16	Esdelle Krystle	-	-	-	-	
-	17	Gloud Abigail	-	-	-	-	
Others			-	-	-	-	
Total Team			16	1	13	30	50.00





P-3 VOLLEYBALL • Match players ranking




2014 Women's World Championship Qualific. Group I Preliminary

Match: 5 **Date:** 26/05/2013 **Spectators:** 25
City: Port of Spain
Hall: UWI-SPEC
Match duration: Start: 9:00 End: 10:00 Total: 1:00

Teams	Sets	1	2	3	4	5	Total
TRI	3	25	25	25			75
AGU	0	14	14	8			36
Set duration		0:18	0:18	0:18			0:54




AGU • Anguila



Spike

Succ. %
Limit: 15.00%

Rk	No	Name	Spikes	Faults	Shots	Total Attempts	Note
1	12	Webster Susan	7	5	14	26	26.92
2	6	Leveret Richardson Ludiane	2	3	8	13	15.38
3	11	Leveret Rikiesha	1	4	11	16	6.25
-	10	Nelson Tavia	-	2	1	3	
-	7	Gumbs Janai	-	2	-	2	
-	2	Smith Connie	-	1	-	1	
-	3	Ruan Jasmin	-	-	-	-	
-	4	Duncan Fleming Marsha	-	-	-	-	
-	5	Hodge Amelique	-	-	-	-	
-	8	Hughes Bridgette	-	-	-	-	
Others			-	-	-	-	
Total Team			10	17	34	61	16.39



Block

Avg. by set

Rk	No	Name	Kill Blocks	Faults	Rebounds	Total Attempts	Note
1	12	Webster Susan	1	2	1	4	0.33
-	2	Smith Connie	-	-	1	1	
-	3	Ruan Jasmin	-	-	-	-	
-	4	Duncan Fleming Marsha	-	-	-	-	
-	5	Hodge Amelique	-	-	-	-	
-	7	Gumbs Janai	-	-	1	1	
-	8	Hughes Bridgette	-	-	-	-	
-	10	Nelson Tavia	-	1	1	2	
-	6	Leveret Richardson Ludiane	-	2	1	3	
-	11	Leveret Rikiesha	-	3	-	3	
Others			-	-	-	-	
Total Team			1	8	5	14	0.33





P-3 VOLLEYBALL • Match players ranking



2014 Women's World Championship Qualific. Group I
Preliminary


Match: 5 **Date:** 26/05/2013 **Spectators:** 25
City: Port of Spain
Hall: UWI-SPEC
Match duration: **Start:** 9:00 **End:** 10:00 **Total:** 1:00

Teams	Sets	1	2	3	4	5	Total
TRI	3	25	25	25			75
AGU	0	14	14	8			36
Set duration		0:18	0:18	0:18			0:54



AGU • Anguila

Rk	No	Name	Aces	Faults	Serve Hits	Total Attempts	Note
-	2	Smith Connie	-	-	7	7	
-	3	Ruan Jasmin	-	-	-	-	
-	4	Duncan Fleming Marsha	-	-	-	-	
-	6	Leveret Richardson Ludiane	-	-	6	6	
-	8	Hughes Bridgette	-	-	-	-	
-	10	Nelson Tavia	-	-	2	2	
-	11	Leveret Rikiesha	-	-	6	6	
-	7	Gumbs Janai	-	2	5	7	
-	12	Webster Susan	-	2	5	7	
-	5	Hodge Amelique	-	1	-	1	
Others			-	-	-	-	
Total Team			-	5	31	36	



Serve

Avg. by set

Team	Opponent errors & Team faults	Aces	Faults	Serve Hits	Total Attempts
		25	12		37

Rk	No	Name	Digs	Faults	Receptions	Total Attempts	Note
1	11	Leveret Rikiesha	1	-	3	4	0.33
1	12	Webster Susan	1	2	2	5	0.33
-	3	Ruan Jasmin	-	-	-	-	
-	8	Hughes Bridgette	-	-	-	-	
-	2	Smith Connie	-	2	3	5	
-	10	Nelson Tavia	-	6	7	13	
-	6	Leveret Richardson Ludiane	-	4	4	8	
-	7	Gumbs Janai	-	3	2	5	
-	4	Duncan Fleming Marsha	-	2	-	2	
-	5	Hodge Amelique	-	1	-	1	
Others			-	-	-	-	
Total Team			2	20	21	43	0.67



Dig

Avg. by set





P-3 VOLLEYBALL • Match players ranking




2014 Women's World Championship Qualific. Group I
Preliminary


Match: 5 **Date:** 26/05/2013 **Spectators:** 25
City: Port of Spain
Hall: UWI-SPEC
Match duration: **Start:** 9:00 **End:** 10:00 **Total:** 1:00

Teams	Sets	1	2	3	4	5	Total
TRI	3	25	25	25			75
AGU	0	14	14	8			36
Set duration		0:18	0:18	0:18			0:54

AGU • Anguila

 Set	Rk	No	Name	Running Sets	Faults	Still Sets	Total Attempts	Note
	1	2	Smith Connie	3	1	49	53	1.00
	-	3	Ruan Jasmin	-	-	-	-	
	-	4	Duncan Fleming Marsha	-	-	1	1	
	-	5	Hodge Amelique	-	-	-	-	
	-	7	Gumbs Janai	-	-	-	-	
	-	8	Hughes Bridgette	-	-	-	-	
	-	10	Nelson Tavia	-	-	2	2	
	-	11	Leveret Rikiesha	-	-	-	-	
	-	6	Leveret Richardson Ludiane	-	1	4	5	
-	12	Webster Susan	-	2	3	5		
Others				-	-	-	-	
Total Team				3	4	59	66	1.00

Avg. by set

 Reception	Rk	No	Name	Excellents	Faults	Serve Receptions	Total Attempts	Note
	1	6	Leveret Richardson Ludiane	5	3	25	33	6.06
	-	12	Webster Susan	2	2	11	15	
	-	4	Duncan Fleming Marsha	-	-	1	1	
	-	7	Gumbs Janai	-	-	1	1	
	-	11	Leveret Rikiesha	-	-	1	1	
	-	2	Smith Connie	-	-	-	-	
	-	3	Ruan Jasmin	-	-	-	-	
	-	5	Hodge Amelique	-	-	-	-	
	-	8	Hughes Bridgette	-	-	-	-	
-	10	Nelson Tavia	2	4	13	19		
Others				-	-	-	-	
Total Team				9	9	52	70	0.00

Eff. %
Limit: 25.00%

