



# P-3 VOLLEYBALL • Match players ranking

## 2013 NORCECA CONTINENTAL CHAMPIONSHIP POOL C




**Match:** 9    **Date:** 25/09/2013    **Spectators:** 1,200  
**City:** Langley, BC, Canada  
**Hall:** Langley Events Centre  
**Match duration:** **Start:** 20:00    **End:** 21:19    **Total:** 1:19

| Teams               | Sets     | 1    | 2    | 3    | 4 | 5 | Total |
|---------------------|----------|------|------|------|---|---|-------|
| <b>CAN</b>          | <b>3</b> | 25   | 25   | 25   |   |   | 75    |
| <b>MEX</b>          | <b>0</b> | 22   | 15   | 12   |   |   | 49    |
| <b>Set duration</b> |          | 0:28 | 0:25 | 0:20 |   |   | 1:13  |




### CAN • CANADA



**Spike**

Succ. %  
Limit: 15.00%

| Rk                | No | Name                      | Spikes | Faults | Shots | Total Attempts | Note  |
|-------------------|----|---------------------------|--------|--------|-------|----------------|-------|
| 1                 | 18 | Perrin John Gordon (OH)   | 15     | 2      | 10    | 27             | 55.56 |
| 2                 | 7  | Soonias Dallas (OP)       | 12     | 4      | 8     | 24             | 50.00 |
| 3                 | 15 | Winters Frederic (OH)     | 7      | 1      | 10    | 18             | 38.89 |
| -                 | 5  | Verhoeff Rudy (MB)        | 4      | -      | 1     | 5              |       |
| -                 | 4  | Howatson Joshua (S)       | 1      | 1      | 1     | 3              |       |
| -                 | 17 | Vigrass Graham (MB)       | 1      | -      | 1     | 2              |       |
| -                 | 8  | Simac Adam (MB)           | 1      | -      | -     | 1              |       |
| -                 | 2  | Hoag Nicholas (OH)        | -      | -      | -     | -              |       |
| -                 | 9  | Schneider Dustin (S)      | -      | -      | -     | -              |       |
| -                 | 10 | Van Lankvelt Toontje (OH) | -      | -      | -     | -              |       |
| -                 | 12 | Schmitt Gavin (OP)        | -      | -      | -     | -              |       |
| -                 | 19 | Bann Blair Cameron (L)    | -      | -      | -     | -              |       |
| <b>Others</b>     |    |                           | -      | -      | -     | -              |       |
| <b>Total Team</b> |    |                           | 41     | 8      | 31    | 80             | 51.25 |



**Block**

Avg. by set

| Rk                | No | Name                      | Kill Blocks | Faults | Rebounds | Total Attempts | Note |
|-------------------|----|---------------------------|-------------|--------|----------|----------------|------|
| 1                 | 18 | Perrin John Gordon (OH)   | 5           | 1      | 3        | 9              | 1.67 |
| 2                 | 5  | Verhoeff Rudy (MB)        | 3           | 1      | 3        | 7              | 1.00 |
| 3                 | 7  | Soonias Dallas (OP)       | 2           | -      | -        | 2              | 0.67 |
| 4                 | 4  | Howatson Joshua (S)       | 1           | 1      | 5        | 7              | 0.33 |
| 4                 | 17 | Vigrass Graham (MB)       | 1           | 3      | 1        | 5              | 0.33 |
| -                 | 2  | Hoag Nicholas (OH)        | -           | -      | -        | -              |      |
| -                 | 9  | Schneider Dustin (S)      | -           | -      | -        | -              |      |
| -                 | 10 | Van Lankvelt Toontje (OH) | -           | -      | -        | -              |      |
| -                 | 12 | Schmitt Gavin (OP)        | -           | -      | -        | -              |      |
| -                 | 15 | Winters Frederic (OH)     | -           | -      | 1        | 1              |      |
| -                 | 19 | Bann Blair Cameron (L)    | -           | -      | -        | -              |      |
| -                 | 8  | Simac Adam (MB)           | -           | 1      | 2        | 3              |      |
| <b>Others</b>     |    |                           | -           | -      | -        | -              |      |
| <b>Total Team</b> |    |                           | 12          | 7      | 15       | 34             | 4.00 |





# P-3 VOLLEYBALL • Match players ranking

## 2013 NORCECA CONTINENTAL CHAMPIONSHIP POOL C




**Match:** 9    **Date:** 25/09/2013    **Spectators:** 1,200  
**City:** Langley, BC, Canada  
**Hall:** Langley Events Centre  
**Match duration:** **Start:** 20:00    **End:** 21:19    **Total:** 1:19

| Teams               | Sets     | 1    | 2    | 3    | 4 | 5 | Total |
|---------------------|----------|------|------|------|---|---|-------|
| <b>CAN</b>          | <b>3</b> | 25   | 25   | 25   |   |   | 75    |
| <b>MEX</b>          | <b>0</b> | 22   | 15   | 12   |   |   | 49    |
| <b>Set duration</b> |          | 0:28 | 0:25 | 0:20 |   |   | 1:13  |



### CAN • CANADA




**Serve**

Avg. by set

| Rk                | No | Name                      | Aces | Faults | Serve Hits | Total Attempts | Note |
|-------------------|----|---------------------------|------|--------|------------|----------------|------|
| 1                 | 17 | Vigrass Graham (MB)       | 2    | -      | 14         | 16             | 0.67 |
| 2                 | 15 | Winters Frederic (OH)     | 1    | 1      | 10         | 12             | 0.33 |
| 2                 | 7  | Soonias Dallas (OP)       | 1    | 1      | 8          | 10             | 0.33 |
| 2                 | 4  | Howatson Joshua (S)       | 1    | 2      | 9          | 12             | 0.33 |
| -                 | 2  | Hoag Nicholas (OH)        | -    | -      | -          | -              |      |
| -                 | 5  | Verhoeff Rudy (MB)        | -    | -      | 8          | 8              |      |
| -                 | 8  | Simac Adam (MB)           | -    | -      | 8          | 8              |      |
| -                 | 9  | Schneider Dustin (S)      | -    | -      | -          | -              |      |
| -                 | 10 | Van Lankvelt Toontje (OH) | -    | -      | -          | -              |      |
| -                 | 12 | Schmitt Gavin (OP)        | -    | -      | -          | -              |      |
| -                 | 19 | Bann Blair Cameron (L)    | -    | -      | -          | -              |      |
| -                 | 18 | Perrin John Gordon (OH)   | -    | 2      | 6          | 8              |      |
| <b>Others</b>     |    |                           | -    | -      | -          | -              |      |
| <b>Total Team</b> |    |                           | 5    | 6      | 63         | 74             | 1.67 |

**Team**

|                               |    |   |    |
|-------------------------------|----|---|----|
| Opponent errors & Team faults | 17 | - | 17 |
|-------------------------------|----|---|----|



**Dig**

Avg. by set

| Rk                | No | Name                      | Digs | Faults | Receptions | Total Attempts | Note |
|-------------------|----|---------------------------|------|--------|------------|----------------|------|
| 1                 | 7  | Soonias Dallas (OP)       | 6    | 2      | 7          | 15             | 2.00 |
| 1                 | 19 | Bann Blair Cameron (L)    | 6    | 2      | 6          | 14             | 2.00 |
| 3                 | 4  | Howatson Joshua (S)       | 4    | -      | 4          | 8              | 1.33 |
| 3                 | 15 | Winters Frederic (OH)     | 4    | -      | 2          | 6              | 1.33 |
| 5                 | 17 | Vigrass Graham (MB)       | 2    | -      | 1          | 3              | 0.67 |
| 6                 | 5  | Verhoeff Rudy (MB)        | 1    | -      | 2          | 3              | 0.33 |
| 6                 | 18 | Perrin John Gordon (OH)   | 1    | 2      | 5          | 8              | 0.33 |
| -                 | 2  | Hoag Nicholas (OH)        | -    | -      | -          | -              |      |
| -                 | 8  | Simac Adam (MB)           | -    | -      | -          | -              |      |
| -                 | 9  | Schneider Dustin (S)      | -    | -      | -          | -              |      |
| -                 | 10 | Van Lankvelt Toontje (OH) | -    | -      | -          | -              |      |
| -                 | 12 | Schmitt Gavin (OP)        | -    | -      | -          | -              |      |
| <b>Others</b>     |    |                           | -    | 19     | -          | 19             |      |
| <b>Total Team</b> |    |                           | 24   | 25     | 27         | 76             | 8.00 |





# P-3 VOLLEYBALL • Match players ranking

2013 NORCECA CONTINENTAL CHAMPIONSHIP  
POOL C




**Match:** 9 **Date:** 25/09/2013 **Spectators:** 1,200  
**City:** Langley, BC, Canada  
**Hall:** Langley Events Centre  
**Match duration:** **Start:** 20:00 **End:** 21:19 **Total:** 1:19

| Teams               | Sets     | 1    | 2    | 3    | 4 | 5 | Total |
|---------------------|----------|------|------|------|---|---|-------|
| <b>CAN</b>          | <b>3</b> | 25   | 25   | 25   |   |   | 75    |
| <b>MEX</b>          | <b>0</b> | 22   | 15   | 12   |   |   | 49    |
| <b>Set duration</b> |          | 0:28 | 0:25 | 0:20 |   |   | 1:13  |




## CAN • CANADA



**Set**

Avg. by set

| Rk                | No | Name                      | Running Sets | Faults | Still Sets | Total Attempts | Note |
|-------------------|----|---------------------------|--------------|--------|------------|----------------|------|
| 1                 | 4  | Howatson Joshua (S)       | 25           | -      | 41         | 66             | 8.33 |
| 2                 | 15 | Winters Frederic (OH)     | 1            | -      | 2          | 3              | 0.33 |
| 2                 | 19 | Bann Blair Cameron (L)    | 1            | 1      | 4          | 6              | 0.33 |
| -                 | 2  | Hoag Nicholas (OH)        | -            | -      | -          | -              |      |
| -                 | 5  | Verhoeff Rudy (MB)        | -            | -      | 1          | 1              |      |
| -                 | 7  | Soonias Dallas (OP)       | -            | -      | 1          | 1              |      |
| -                 | 8  | Simac Adam (MB)           | -            | -      | -          | -              |      |
| -                 | 9  | Schneider Dustin (S)      | -            | -      | -          | -              |      |
| -                 | 10 | Van Lankvelt Toontje (OH) | -            | -      | -          | -              |      |
| -                 | 12 | Schmitt Gavin (OP)        | -            | -      | -          | -              |      |
| -                 | 17 | Vigrass Graham (MB)       | -            | -      | 1          | 1              |      |
| -                 | 18 | Perrin John Gordon (OH)   | -            | -      | 2          | 2              |      |
| <b>Others</b>     |    |                           | -            | -      | -          | -              |      |
| <b>Total Team</b> |    |                           | 27           | 1      | 52         | 80             | 9.00 |



**Reception**

Eff. %  
Limit: 25.00%

| Rk                | No | Name                      | Excellents | Faults | Serve Receptions | Total Attempts | Note   |
|-------------------|----|---------------------------|------------|--------|------------------|----------------|--------|
| 1                 | 18 | Perrin John Gordon (OH)   | 13         | -      | -                | 13             | 100.00 |
| 2                 | 19 | Bann Blair Cameron (L)    | 15         | -      | 2                | 17             | 88.24  |
| 3                 | 15 | Winters Frederic (OH)     | 9          | -      | 2                | 11             | 81.82  |
| -                 | 5  | Verhoeff Rudy (MB)        | 1          | -      | -                | 1              |        |
| -                 | 2  | Hoag Nicholas (OH)        | -          | -      | -                | -              |        |
| -                 | 4  | Howatson Joshua (S)       | -          | -      | -                | -              |        |
| -                 | 7  | Soonias Dallas (OP)       | -          | -      | -                | -              |        |
| -                 | 9  | Schneider Dustin (S)      | -          | -      | -                | -              |        |
| -                 | 10 | Van Lankvelt Toontje (OH) | -          | -      | -                | -              |        |
| -                 | 12 | Schmitt Gavin (OP)        | -          | -      | -                | -              |        |
| -                 | 17 | Vigrass Graham (MB)       | -          | -      | -                | -              |        |
| -                 | 8  | Simac Adam (MB)           | -          | 1      | -                | 1              |        |
| <b>Others</b>     |    |                           | -          | 1      | -                | 1              |        |
| <b>Total Team</b> |    |                           | 38         | 2      | 4                | 44             | 81.82  |





# P-3 VOLLEYBALL • Match players ranking

## 2013 NORCECA CONTINENTAL CHAMPIONSHIP POOL C




**Match:** 9    **Date:** 25/09/2013    **Spectators:** 1,200  
**City:** Langley, BC, Canada  
**Hall:** Langley Events Centre  
**Match duration:** **Start:** 20:00    **End:** 21:19    **Total:** 1:19

| Teams               | Sets     | 1    | 2    | 3    | 4 | 5 | Total |
|---------------------|----------|------|------|------|---|---|-------|
| <b>CAN</b>          | <b>3</b> | 25   | 25   | 25   |   |   | 75    |
| <b>MEX</b>          | <b>0</b> | 22   | 15   | 12   |   |   | 49    |
| <b>Set duration</b> |          | 0:28 | 0:25 | 0:20 |   |   | 1:13  |




### MEX • MEXICO



**Spike**

Succ. %  
Limit: 15.00%

| Rk                | No | Name                         | Spikes | Faults | Shots | Total Attempts | Note  |
|-------------------|----|------------------------------|--------|--------|-------|----------------|-------|
| 1                 | 7  | Quinones Jorge (OH)          | 5      | 5      | 8     | 18             | 27.78 |
| 2                 | 3  | Vargas Daniel (OP)           | 4      | 4      | 8     | 16             | 25.00 |
| 3                 | 1  | Valdes Loreda Jesus (OH)     | 2      | 4      | 10    | 16             | 12.50 |
| -                 | 8  | Herrera Edgar (MB)           | 5      | -      | 7     | 12             |       |
| -                 | 14 | Aguilera Tomas (MB)          | 7      | 1      | 3     | 11             |       |
| -                 | 15 | Manzo Leonardo (OP)          | 3      | 2      | 3     | 8              |       |
| -                 | 2  | Rincon Roberto (OH)          | 1      | 1      | 3     | 5              |       |
| -                 | 10 | Rangel Pedro (S)             | 3      | -      | 1     | 4              |       |
| -                 | 6  | Ramirez Ignacio (S)          | -      | -      | 1     | 1              |       |
| -                 | 4  | Ruiz De La Cruz Gonzalo (OH) | -      | -      | -     | -              |       |
| -                 | 5  | Rangel Jesus (L)             | -      | -      | -     | -              |       |
| -                 | 11 | Martinez Jose (MB)           | -      | -      | -     | -              |       |
| <b>Others</b>     |    |                              | -      | 1      | -     | 1              |       |
| <b>Total Team</b> |    |                              | 30     | 18     | 44    | 92             | 32.61 |



**Block**

Avg. by set

| Rk                | No | Name                         | Kill Blocks | Faults | Rebounds | Total Attempts | Note |
|-------------------|----|------------------------------|-------------|--------|----------|----------------|------|
| 1                 | 1  | Valdes Loreda Jesus (OH)     | 1           | -      | 2        | 3              | 0.33 |
| 1                 | 2  | Rincon Roberto (OH)          | 1           | -      | -        | 1              | 0.33 |
| 1                 | 8  | Herrera Edgar (MB)           | 1           | 1      | 3        | 5              | 0.33 |
| -                 | 4  | Ruiz De La Cruz Gonzalo (OH) | -           | -      | -        | -              |      |
| -                 | 5  | Rangel Jesus (L)             | -           | -      | -        | -              |      |
| -                 | 6  | Ramirez Ignacio (S)          | -           | -      | -        | -              |      |
| -                 | 7  | Quinones Jorge (OH)          | -           | -      | -        | -              |      |
| -                 | 10 | Rangel Pedro (S)             | -           | -      | 2        | 2              |      |
| -                 | 11 | Martinez Jose (MB)           | -           | -      | -        | -              |      |
| -                 | 15 | Manzo Leonardo (OP)          | -           | -      | 1        | 1              |      |
| -                 | 3  | Vargas Daniel (OP)           | -           | 1      | 2        | 3              |      |
| -                 | 14 | Aguilera Tomas (MB)          | -           | 2      | 3        | 5              |      |
| <b>Others</b>     |    |                              | -           | 1      | -        | 1              |      |
| <b>Total Team</b> |    |                              | 3           | 5      | 13       | 21             | 1.00 |





# P-3 VOLLEYBALL • Match players ranking

## 2013 NORCECA CONTINENTAL CHAMPIONSHIP POOL C




**Match:** 9 **Date:** 25/09/2013 **Spectators:** 1,200  
**City:** Langley, BC, Canada  
**Hall:** Langley Events Centre  
**Match duration:** **Start:** 20:00 **End:** 21:19 **Total:** 1:19

| Teams               | Sets     | 1    | 2    | 3    | 4 | 5 | Total |
|---------------------|----------|------|------|------|---|---|-------|
| <b>CAN</b>          | <b>3</b> | 25   | 25   | 25   |   |   | 75    |
| <b>MEX</b>          | <b>0</b> | 22   | 15   | 12   |   |   | 49    |
| <b>Set duration</b> |          | 0:28 | 0:25 | 0:20 |   |   | 1:13  |



### MEX • MEXICO




**Serve**

Avg. by set

| Rk                | No | Name                         | Aces | Faults | Serve Hits | Total Attempts | Note |
|-------------------|----|------------------------------|------|--------|------------|----------------|------|
| 1                 | 6  | Ramirez Ignacio (S)          | 1    | -      | 2          | 3              | 0.33 |
| 1                 | 10 | Rangel Pedro (S)             | 1    | 2      | 6          | 9              | 0.33 |
| -                 | 2  | Rincon Roberto (OH)          | -    | -      | 2          | 2              |      |
| -                 | 3  | Vargas Daniel (OP)           | -    | -      | 3          | 3              |      |
| -                 | 4  | Ruiz De La Cruz Gonzalo (OH) | -    | -      | -          | -              |      |
| -                 | 5  | Rangel Jesus (L)             | -    | -      | -          | -              |      |
| -                 | 11 | Martinez Jose (MB)           | -    | -      | -          | -              |      |
| -                 | 14 | Aguilera Tomas (MB)          | -    | -      | 5          | 5              |      |
| -                 | 8  | Herrera Edgar (MB)           | -    | 1      | 8          | 9              |      |
| -                 | 7  | Quinones Jorge (OH)          | -    | 1      | 7          | 8              |      |
| -                 | 1  | Valdes Loredo Jesus (OH)     | -    | 1      | 6          | 7              |      |
| -                 | 15 | Manzo Leonardo (OP)          | -    | 1      | 3          | 4              |      |
| <b>Others</b>     |    |                              | -    | -      | -          | -              |      |
| <b>Total Team</b> |    |                              | 2    | 6      | 42         | 50             | 0.67 |

### Team

|                               |    |   |    |
|-------------------------------|----|---|----|
| Opponent errors & Team faults | 14 | - | 14 |
|-------------------------------|----|---|----|



**Dig**

Avg. by set

| Rk                | No | Name                         | Digs | Faults | Receptions | Total Attempts | Note |
|-------------------|----|------------------------------|------|--------|------------|----------------|------|
| 1                 | 10 | Rangel Pedro (S)             | 6    | 2      | 1          | 9              | 2.00 |
| 2                 | 7  | Quinones Jorge (OH)          | 4    | 3      | -          | 7              | 1.33 |
| 3                 | 1  | Valdes Loredo Jesus (OH)     | 3    | 6      | 5          | 14             | 1.00 |
| 4                 | 5  | Rangel Jesus (L)             | 2    | 1      | 4          | 7              | 0.67 |
| 4                 | 3  | Vargas Daniel (OP)           | 2    | 1      | 3          | 6              | 0.67 |
| 4                 | 15 | Manzo Leonardo (OP)          | 2    | 1      | 2          | 5              | 0.67 |
| 7                 | 8  | Herrera Edgar (MB)           | 1    | 2      | 1          | 4              | 0.33 |
| -                 | 2  | Rincon Roberto (OH)          | -    | -      | -          | -              |      |
| -                 | 4  | Ruiz De La Cruz Gonzalo (OH) | -    | -      | -          | -              |      |
| -                 | 11 | Martinez Jose (MB)           | -    | -      | -          | -              |      |
| -                 | 14 | Aguilera Tomas (MB)          | -    | -      | 1          | 1              |      |
| -                 | 6  | Ramirez Ignacio (S)          | -    | 1      | -          | 1              |      |
| <b>Others</b>     |    |                              | -    | 19     | -          | 19             |      |
| <b>Total Team</b> |    |                              | 20   | 36     | 17         | 73             | 6.67 |





# P-3 VOLLEYBALL • Match players ranking

## 2013 NORCECA CONTINENTAL CHAMPIONSHIP POOL C




**Match:** 9    **Date:** 25/09/2013    **Spectators:** 1,200  
**City:** Langley, BC, Canada  
**Hall:** Langley Events Centre  
**Match duration:** **Start:** 20:00    **End:** 21:19    **Total:** 1:19

| Teams               | Sets     | 1    | 2    | 3    | 4 | 5 | Total |
|---------------------|----------|------|------|------|---|---|-------|
| <b>CAN</b>          | <b>3</b> | 25   | 25   | 25   |   |   | 75    |
| <b>MEX</b>          | <b>0</b> | 22   | 15   | 12   |   |   | 49    |
| <b>Set duration</b> |          | 0:28 | 0:25 | 0:20 |   |   | 1:13  |




## MEX • MEXICO



**Set**

Avg. by set

| Rk                | No | Name                         | Running Sets | Faults | Still Sets | Total Attempts | Note |
|-------------------|----|------------------------------|--------------|--------|------------|----------------|------|
| 1                 | 10 | Rangel Pedro (S)             | 19           | 2      | 55         | 76             | 6.33 |
| 2                 | 6  | Ramirez Ignacio (S)          | 1            | -      | 3          | 4              | 0.33 |
| -                 | 2  | Rincon Roberto (OH)          | -            | -      | -          | -              |      |
| -                 | 3  | Vargas Daniel (OP)           | -            | -      | 1          | 1              |      |
| -                 | 4  | Ruiz De La Cruz Gonzalo (OH) | -            | -      | -          | -              |      |
| -                 | 7  | Quinones Jorge (OH)          | -            | -      | 2          | 2              |      |
| -                 | 8  | Herrera Edgar (MB)           | -            | -      | 2          | 2              |      |
| -                 | 11 | Martinez Jose (MB)           | -            | -      | -          | -              |      |
| -                 | 14 | Aguilera Tomas (MB)          | -            | -      | 1          | 1              |      |
| -                 | 5  | Rangel Jesus (L)             | -            | 1      | 4          | 5              |      |
| -                 | 1  | Valdes Loredo Jesus (OH)     | -            | 1      | -          | 1              |      |
| -                 | 15 | Manzo Leonardo (OP)          | -            | 1      | -          | 1              |      |
| <b>Others</b>     |    |                              | -            | -      | -          | -              |      |
| <b>Total Team</b> |    |                              | 20           | 5      | 68         | 93             | 6.67 |



**Reception**

Eff. %  
Limit: 25.00%

| Rk                | No | Name                         | Excellents | Faults | Serve Receptions | Total Attempts | Note  |
|-------------------|----|------------------------------|------------|--------|------------------|----------------|-------|
| 1                 | 1  | Valdes Loredo Jesus (OH)     | 17         | 1      | 3                | 21             | 76.19 |
| 2                 | 5  | Rangel Jesus (L)             | 18         | 1      | 4                | 23             | 73.91 |
| 3                 | 7  | Quinones Jorge (OH)          | 18         | 2      | 4                | 24             | 66.67 |
| -                 | 2  | Rincon Roberto (OH)          | 1          | -      | -                | 1              |       |
| -                 | 3  | Vargas Daniel (OP)           | -          | -      | -                | -              |       |
| -                 | 4  | Ruiz De La Cruz Gonzalo (OH) | -          | -      | -                | -              |       |
| -                 | 6  | Ramirez Ignacio (S)          | -          | -      | -                | -              |       |
| -                 | 8  | Herrera Edgar (MB)           | -          | -      | -                | -              |       |
| -                 | 10 | Rangel Pedro (S)             | -          | -      | -                | -              |       |
| -                 | 11 | Martinez Jose (MB)           | -          | -      | -                | -              |       |
| -                 | 14 | Aguilera Tomas (MB)          | -          | -      | -                | -              |       |
| -                 | 15 | Manzo Leonardo (OP)          | -          | -      | -                | -              |       |
| <b>Others</b>     |    |                              | -          | 1      | -                | 1              |       |
| <b>Total Team</b> |    |                              | 54         | 5      | 11               | 70             | 70.00 |

