



# P-3 VOLLEYBALL • Match players ranking

## NORCEGA WOMEN'S CONTINENTAL CHAMPIONSHIP 2013 SEMIFINALS




**Match:** 14 **Date:** 9/20/2013 **Spectators:** 2,000  
**City:** OMAHA, NEBRASKA  
**Hall:** RALSTON ARENA  
**Match duration:** **Start:** 18:13 **End:** 20:13 **Total:** 2:00

| Teams               | Sets     | 1    | 2    | 3    | 4    | 5 | Total |
|---------------------|----------|------|------|------|------|---|-------|
| <b>DOM</b>          | <b>3</b> | 25   | 26   | 19   | 25   |   | 95    |
| <b>PUR</b>          | <b>1</b> | 18   | 24   | 25   | 21   |   | 88    |
| <b>Set duration</b> |          | 0:24 | 0:33 | 0:25 | 0:29 |   | 1:51  |




### DOM • Dominican Republic



**Spike**

Succ. %  
Limit: 15.00%

| Rk                | No | Name                            | Spikes | Faults | Shots | Total Attempts | Note  |
|-------------------|----|---------------------------------|--------|--------|-------|----------------|-------|
| 1                 | 17 | Mambru Casilla Gina (OPP)       | 15     | 3      | 9     | 27             | 55.56 |
| 2                 | 18 | de La Cruz Bethania (OH)        | 21     | 2      | 20    | 43             | 48.84 |
| 3                 | 14 | Rivera Brens Prisilla (OH)      | 9      | 2      | 19    | 30             | 30.00 |
| -                 | 1  | Vargas Valdez Annerys (MB)      | 7      | 2      | 6     | 15             |       |
| -                 | 20 | Martinez Brayelin (OH)          | 1      | 1      | 4     | 6              |       |
| -                 | 4  | Fersola Norberto Marianne (MB)  | 4      | 1      | -     | 5              |       |
| -                 | 7  | Marte Frica Niverka (S)         | 2      | -      | -     | 2              |       |
| -                 | 8  | Arias Perez Candida (MB)        | 2      | -      | -     | 2              |       |
| -                 | 19 | Binet Stephens Ana Yorkira (OH) | -      | -      | 1     | 1              |       |
| -                 | 5  | Castillo Brenda (L)             | -      | -      | -     | -              |       |
| -                 | 12 | Echenique Medina Karla (S)      | -      | -      | -     | -              |       |
| -                 | 16 | Peña Isabel Yonkaira (OH)       | -      | -      | -     | -              |       |
| <b>Others</b>     |    |                                 | -      | -      | -     | -              |       |
| <b>Total Team</b> |    |                                 | 61     | 11     | 59    | 131            | 46.56 |



**Block**

Avg. by set

| Rk                | No | Name                            | Kill Blocks | Faults | Rebounds | Total Attempts | Note |
|-------------------|----|---------------------------------|-------------|--------|----------|----------------|------|
| 1                 | 8  | Arias Perez Candida (MB)        | 4           | 3      | 4        | 11             | 1.00 |
| 2                 | 1  | Vargas Valdez Annerys (MB)      | 3           | 3      | 6        | 12             | 0.75 |
| 2                 | 14 | Rivera Brens Prisilla (OH)      | 3           | 5      | 7        | 15             | 0.75 |
| 4                 | 18 | de La Cruz Bethania (OH)        | 2           | 4      | 3        | 9              | 0.50 |
| 5                 | 17 | Mambru Casilla Gina (OPP)       | 1           | 2      | 4        | 7              | 0.25 |
| -                 | 5  | Castillo Brenda (L)             | -           | -      | -        | -              |      |
| -                 | 12 | Echenique Medina Karla (S)      | -           | -      | -        | -              |      |
| -                 | 16 | Peña Isabel Yonkaira (OH)       | -           | -      | -        | -              |      |
| -                 | 19 | Binet Stephens Ana Yorkira (OH) | -           | -      | -        | -              |      |
| -                 | 20 | Martinez Brayelin (OH)          | -           | -      | 1        | 1              |      |
| -                 | 4  | Fersola Norberto Marianne (MB)  | -           | 3      | 2        | 5              |      |
| -                 | 7  | Marte Frica Niverka (S)         | -           | 3      | 1        | 4              |      |
| <b>Others</b>     |    |                                 | -           | -      | -        | -              |      |
| <b>Total Team</b> |    |                                 | 13          | 23     | 28       | 64             | 3.25 |





# P-3 VOLLEYBALL • Match players ranking

## NORCEGA WOMEN'S CONTINENTAL CHAMPIONSHIP 2013 SEMIFINALS




**Match:** 14 **Date:** 9/20/2013 **Spectators:** 2,000  
**City:** OMAHA, NEBRASKA  
**Hall:** RALSTON ARENA  
**Match duration:** Start: 18:13 End: 20:13 Total: 2:00

| Teams               | Sets     | 1    | 2    | 3    | 4    | 5 | Total |
|---------------------|----------|------|------|------|------|---|-------|
| <b>DOM</b>          | <b>3</b> | 25   | 26   | 19   | 25   |   | 95    |
| <b>PUR</b>          | <b>1</b> | 18   | 24   | 25   | 21   |   | 88    |
| <b>Set duration</b> |          | 0:24 | 0:33 | 0:25 | 0:29 |   | 1:51  |



### DOM • Dominican Republic




**Serve**

Avg. by set

| Rk                | No | Name                            | Aces | Faults | Serve Hits | Total Attempts | Note |
|-------------------|----|---------------------------------|------|--------|------------|----------------|------|
| 1                 | 18 | de La Cruz Bethania (OH)        | 1    | 2      | 15         | 18             | 0.25 |
| -                 | 5  | Castillo Brenda (L)             | -    | -      | -          | -              |      |
| -                 | 7  | Marte Frica Niverka (S)         | -    | -      | 12         | 12             |      |
| -                 | 12 | Echenique Medina Karla (S)      | -    | -      | -          | -              |      |
| -                 | 16 | Peña Isabel Yonkaira (OH)       | -    | -      | -          | -              |      |
| -                 | 20 | Martinez Brayelin (OH)          | -    | -      | 1          | 1              |      |
| -                 | 4  | Fersola Norberto Marianne (MB)  | -    | 1      | 8          | 9              |      |
| -                 | 8  | Arias Perez Candida (MB)        | -    | 1      | 5          | 6              |      |
| -                 | 17 | Mambru Casilla Gina (OPP)       | -    | 3      | 15         | 18             |      |
| -                 | 19 | Binet Stephens Ana Yorkira (OH) | -    | 1      | 4          | 5              |      |
| -                 | 1  | Vargas Valdez Annerys (MB)      | -    | 3      | 9          | 12             |      |
| -                 | 14 | Rivera Brens Prisilla (OH)      | -    | 4      | 9          | 13             |      |
| <b>Others</b>     |    |                                 | -    | -      | -          | -              |      |
| <b>Total Team</b> |    |                                 | 1    | 15     | 78         | 94             | 0.25 |

### Team

|                               |    |   |  |    |  |
|-------------------------------|----|---|--|----|--|
| Opponent errors & Team faults | 20 | - |  | 20 |  |
|-------------------------------|----|---|--|----|--|



**Dig**

Avg. by set

| Rk                | No | Name                            | Digs | Faults | Receptions | Total Attempts | Note  |
|-------------------|----|---------------------------------|------|--------|------------|----------------|-------|
| 1                 | 5  | Castillo Brenda (L)             | 14   | 2      | 3          | 19             | 3.50  |
| 2                 | 17 | Mambru Casilla Gina (OPP)       | 13   | 1      | 1          | 15             | 3.25  |
| 3                 | 18 | de La Cruz Bethania (OH)        | 12   | -      | 4          | 16             | 3.00  |
| 4                 | 14 | Rivera Brens Prisilla (OH)      | 10   | 2      | 4          | 16             | 2.50  |
| 5                 | 7  | Marte Frica Niverka (S)         | 3    | -      | 2          | 5              | 0.75  |
| 6                 | 4  | Fersola Norberto Marianne (MB)  | 2    | -      | -          | 2              | 0.50  |
| 6                 | 8  | Arias Perez Candida (MB)        | 2    | -      | -          | 2              | 0.50  |
| 6                 | 19 | Binet Stephens Ana Yorkira (OH) | 2    | 1      | -          | 3              | 0.50  |
| 9                 | 1  | Vargas Valdez Annerys (MB)      | 1    | -      | -          | 1              | 0.25  |
| 9                 | 12 | Echenique Medina Karla (S)      | 1    | -      | 1          | 2              | 0.25  |
| -                 | 16 | Peña Isabel Yonkaira (OH)       | -    | -      | -          | -              |       |
| -                 | 20 | Martinez Brayelin (OH)          | -    | -      | -          | -              |       |
| <b>Others</b>     |    |                                 | -    | -      | -          | -              |       |
| <b>Total Team</b> |    |                                 | 60   | 6      | 15         | 81             | 15.00 |





# P-3 VOLLEYBALL • Match players ranking

## NORCEGA WOMEN'S CONTINENTAL CHAMPIONSHIP 2013 SEMIFINALS




**Match:** 14 **Date:** 9/20/2013 **Spectators:** 2,000  
**City:** OMAHA, NEBRASKA  
**Hall:** RALSTON ARENA  
**Match duration:** **Start:** 18:13 **End:** 20:13 **Total:** 2:00

| Teams               | Sets     | 1    | 2    | 3    | 4    | 5 | Total |
|---------------------|----------|------|------|------|------|---|-------|
| <b>DOM</b>          | <b>3</b> | 25   | 26   | 19   | 25   |   | 95    |
| <b>PUR</b>          | <b>1</b> | 18   | 24   | 25   | 21   |   | 88    |
| <b>Set duration</b> |          | 0:24 | 0:33 | 0:25 | 0:29 |   | 1:51  |




### DOM • Dominican Republic



**Set**

Avg. by set

| Rk                | No | Name                            | Running Sets | Faults | Still Sets | Total Attempts | Note |
|-------------------|----|---------------------------------|--------------|--------|------------|----------------|------|
| 1                 | 7  | Marte Frica Niverka (S)         | 26           | 2      | 70         | 98             | 6.50 |
| 2                 | 14 | Rivera Brens Prisilla (OH)      | 1            | -      | 5          | 6              | 0.25 |
| 2                 | 12 | Echenique Medina Karla (S)      | 1            | 1      | 10         | 12             | 0.25 |
| -                 | 1  | Vargas Valdez Annerys (MB)      | -            | -      | 1          | 1              |      |
| -                 | 4  | Fersola Norberto Marianne (MB)  | -            | -      | 1          | 1              |      |
| -                 | 5  | Castillo Brenda (L)             | -            | -      | 13         | 13             |      |
| -                 | 8  | Arias Perez Candida (MB)        | -            | -      | 1          | 1              |      |
| -                 | 16 | Peña Isabel Yonkaira (OH)       | -            | -      | -          | -              |      |
| -                 | 17 | Mambru Casilla Gina (OPP)       | -            | -      | 3          | 3              |      |
| -                 | 19 | Binet Stephens Ana Yorkira (OH) | -            | -      | -          | -              |      |
| -                 | 18 | de La Cruz Bethania (OH)        | -            | 1      | 5          | 6              |      |
| -                 | 20 | Martinez Brayelin (OH)          | -            | 1      | -          | 1              |      |
| <b>Others</b>     |    |                                 | -            | -      | -          | -              |      |
| <b>Total Team</b> |    |                                 | 28           | 5      | 109        | 142            | 7.00 |



**Reception**

Eff. %  
Limit: 25.00%

| Rk                | No | Name                            | Excellents | Faults | Serve Receptions | Total Attempts | Note  |
|-------------------|----|---------------------------------|------------|--------|------------------|----------------|-------|
| 1                 | 14 | Rivera Brens Prisilla (OH)      | 19         | 1      | 6                | 26             | 69.23 |
| 2                 | 18 | de La Cruz Bethania (OH)        | 26         | 3      | 9                | 38             | 60.53 |
| -                 | 5  | Castillo Brenda (L)             | 8          | 1      | 4                | 13             |       |
| -                 | 19 | Binet Stephens Ana Yorkira (OH) | 1          | -      | 1                | 2              |       |
| -                 | 1  | Vargas Valdez Annerys (MB)      | -          | -      | -                | -              |       |
| -                 | 4  | Fersola Norberto Marianne (MB)  | -          | -      | -                | -              |       |
| -                 | 7  | Marte Frica Niverka (S)         | -          | -      | -                | -              |       |
| -                 | 8  | Arias Perez Candida (MB)        | -          | -      | -                | -              |       |
| -                 | 12 | Echenique Medina Karla (S)      | -          | -      | -                | -              |       |
| -                 | 16 | Peña Isabel Yonkaira (OH)       | -          | -      | -                | -              |       |
| -                 | 17 | Mambru Casilla Gina (OPP)       | -          | -      | -                | -              |       |
| -                 | 20 | Martinez Brayelin (OH)          | -          | -      | -                | -              |       |
| <b>Others</b>     |    |                                 | -          | -      | -                | -              |       |
| <b>Total Team</b> |    |                                 | 54         | 5      | 20               | 79             | 62.03 |





# P-3 VOLLEYBALL • Match players ranking

## NORCEGA WOMEN'S CONTINENTAL CHAMPIONSHIP 2013 SEMIFINALS




**Match:** 14 **Date:** 9/20/2013 **Spectators:** 2,000  
**City:** OMAHA, NEBRASKA  
**Hall:** RALSTON ARENA  
**Match duration:** Start: 18:13 End: 20:13 Total: 2:00

| Teams               | Sets     | 1    | 2    | 3    | 4    | 5 | Total |
|---------------------|----------|------|------|------|------|---|-------|
| <b>DOM</b>          | <b>3</b> | 25   | 26   | 19   | 25   |   | 95    |
| <b>PUR</b>          | <b>1</b> | 18   | 24   | 25   | 21   |   | 88    |
| <b>Set duration</b> |          | 0:24 | 0:33 | 0:25 | 0:29 |   | 1:51  |




### PUR • Puerto Rico



**Spike**

Succ. %  
Limit: 15.00%

| Rk                | No | Name                   | Spikes | Faults | Shots | Total Attempts | Note  |
|-------------------|----|------------------------|--------|--------|-------|----------------|-------|
| 1                 | 11 | Ocasio Karina (OPP)    | 19     | 7      | 21    | 47             | 40.43 |
| 2                 | 9  | Cruz Aurea (OH)        | 9      | 6      | 19    | 34             | 26.47 |
| -                 | 7  | Enright Stephanie (OH) | 9      | 2      | 7     | 18             |       |
| -                 | 17 | Ocasio Sheila (MB)     | 5      | 2      | 9     | 16             |       |
| -                 | 6  | Rosa Yarimar (OH)      | 6      | 1      | 5     | 12             |       |
| -                 | 18 | Morales Lynda (MB)     | 4      | 2      | 4     | 10             |       |
| -                 | 14 | Valentin Natalia (S)   | 1      | 2      | 1     | 4              |       |
| -                 | 1  | Seilhamer Debora (L)   | -      | -      | -     | -              |       |
| -                 | 8  | Ruiz Ania (OPP)        | -      | -      | -     | -              |       |
| -                 | 15 | Miranda Genesis (OPP)  | -      | -      | -     | -              |       |
| -                 | 22 | Gonzalez Laura (OH)    | -      | -      | -     | -              |       |
| -                 | 23 | Rivera Wilmarie (S)    | -      | -      | -     | -              |       |
| <b>Others</b>     |    |                        | -      | -      | -     | -              |       |
| <b>Total Team</b> |    |                        | 53     | 22     | 66    | 141            | 37.59 |



**Block**

Avg. by set

| Rk                | No | Name                   | Kill Blocks | Faults | Rebounds | Total Attempts | Note |
|-------------------|----|------------------------|-------------|--------|----------|----------------|------|
| 1                 | 17 | Ocasio Sheila (MB)     | 3           | 1      | 3        | 7              | 0.75 |
| 2                 | 18 | Morales Lynda (MB)     | 2           | 5      | 1        | 8              | 0.50 |
| 3                 | 7  | Enright Stephanie (OH) | 1           | -      | 1        | 2              | 0.25 |
| 3                 | 11 | Ocasio Karina (OPP)    | 1           | 3      | 8        | 12             | 0.25 |
| -                 | 1  | Seilhamer Debora (L)   | -           | -      | -        | -              |      |
| -                 | 8  | Ruiz Ania (OPP)        | -           | -      | -        | -              |      |
| -                 | 15 | Miranda Genesis (OPP)  | -           | -      | -        | -              |      |
| -                 | 22 | Gonzalez Laura (OH)    | -           | -      | -        | -              |      |
| -                 | 23 | Rivera Wilmarie (S)    | -           | -      | -        | -              |      |
| -                 | 6  | Rosa Yarimar (OH)      | -           | 3      | 3        | 6              |      |
| -                 | 9  | Cruz Aurea (OH)        | -           | 1      | 1        | 2              |      |
| -                 | 14 | Valentin Natalia (S)   | -           | 3      | 1        | 4              |      |
| <b>Others</b>     |    |                        | -           | -      | -        | -              |      |
| <b>Total Team</b> |    |                        | 7           | 16     | 18       | 41             | 1.75 |





# P-3 VOLLEYBALL • Match players ranking

## NORCEGA WOMEN'S CONTINENTAL CHAMPIONSHIP 2013 SEMIFINALS




**Match:** 14 **Date:** 9/20/2013 **Spectators:** 2,000  
**City:** OMAHA, NEBRASKA  
**Hall:** RALSTON ARENA  
**Match duration:** Start: 18:13 End: 20:13 Total: 2:00

| Teams               | Sets     | 1    | 2    | 3    | 4    | 5 | Total |
|---------------------|----------|------|------|------|------|---|-------|
| <b>DOM</b>          | <b>3</b> | 25   | 26   | 19   | 25   |   | 95    |
| <b>PUR</b>          | <b>1</b> | 18   | 24   | 25   | 21   |   | 88    |
| <b>Set duration</b> |          | 0:24 | 0:33 | 0:25 | 0:29 |   | 1:51  |



### PUR • Puerto Rico

| Rk                | No | Name                   | Aces | Faults | Serve Hits | Total Attempts | Note |
|-------------------|----|------------------------|------|--------|------------|----------------|------|
| 1                 | 7  | Enright Stephanie (OH) | 3    | 4      | 2          | 9              | 0.75 |
| 2                 | 14 | Valentin Natalia (S)   | 2    | 1      | 15         | 18             | 0.50 |
| -                 | 1  | Seilhamer Debora (L)   | -    | -      | -          | -              |      |
| -                 | 6  | Rosa Yarimar (OH)      | -    | -      | 6          | 6              |      |
| -                 | 8  | Ruiz Ania (OPP)        | -    | -      | 1          | 1              |      |
| -                 | 15 | Miranda Genesis (OPP)  | -    | -      | -          | -              |      |
| -                 | 18 | Morales Lynda (MB)     | -    | -      | 17         | 17             |      |
| -                 | 22 | Gonzalez Laura (OH)    | -    | -      | -          | -              |      |
| -                 | 23 | Rivera Wilmarie (S)    | -    | -      | -          | -              |      |
| -                 | 9  | Cruz Aurea (OH)        | -    | 1      | 13         | 14             |      |
| -                 | 11 | Ocasio Karina (OPP)    | -    | 1      | 12         | 13             |      |
| -                 | 17 | Ocasio Sheila (MB)     | -    | 2      | 9          | 11             |      |
| <b>Others</b>     |    |                        | -    | -      | -          | -              |      |
| <b>Total Team</b> |    |                        | 5    | 9      | 75         | 89             | 1.25 |




**Serve**

Avg. by set

| Team | Opponent errors & Team faults | Aces | Faults | Serve Hits | Total Attempts | Note |
|------|-------------------------------|------|--------|------------|----------------|------|
|      | Opponent errors & Team faults | 23   | -      |            | 23             |      |

| Rk                | No | Name                   | Digs | Faults | Receptions | Total Attempts | Note  |
|-------------------|----|------------------------|------|--------|------------|----------------|-------|
| 1                 | 1  | Seilhamer Debora (L)   | 18   | 3      | 3          | 24             | 4.50  |
| 2                 | 11 | Ocasio Karina (OPP)    | 14   | 2      | 1          | 17             | 3.50  |
| 3                 | 9  | Cruz Aurea (OH)        | 13   | 1      | 4          | 18             | 3.25  |
| 4                 | 14 | Valentin Natalia (S)   | 8    | 1      | 2          | 11             | 2.00  |
| 5                 | 7  | Enright Stephanie (OH) | 5    | -      | -          | 5              | 1.25  |
| 6                 | 18 | Morales Lynda (MB)     | 4    | -      | -          | 4              | 1.00  |
| 7                 | 17 | Ocasio Sheila (MB)     | 3    | -      | -          | 3              | 0.75  |
| 7                 | 6  | Rosa Yarimar (OH)      | 3    | 1      | 1          | 5              | 0.75  |
| 9                 | 8  | Ruiz Ania (OPP)        | 1    | -      | -          | 1              | 0.25  |
| -                 | 15 | Miranda Genesis (OPP)  | -    | -      | -          | -              |       |
| -                 | 22 | Gonzalez Laura (OH)    | -    | -      | -          | -              |       |
| -                 | 23 | Rivera Wilmarie (S)    | -    | -      | -          | -              |       |
| <b>Others</b>     |    |                        | -    | -      | -          | -              |       |
| <b>Total Team</b> |    |                        | 69   | 8      | 11         | 88             | 17.25 |



**Dig**

Avg. by set





# P-3 VOLLEYBALL • Match players ranking

## NORCEGA WOMEN'S CONTINENTAL CHAMPIONSHIP 2013 SEMIFINALS




**Match:** 14 **Date:** 9/20/2013 **Spectators:** 2,000  
**City:** OMAHA, NEBRASKA  
**Hall:** RALSTON ARENA  
**Match duration:** Start: 18:13 End: 20:13 Total: 2:00

| Teams               | Sets     | 1    | 2    | 3    | 4    | 5 | Total |
|---------------------|----------|------|------|------|------|---|-------|
| <b>DOM</b>          | <b>3</b> | 25   | 26   | 19   | 25   |   | 95    |
| <b>PUR</b>          | <b>1</b> | 18   | 24   | 25   | 21   |   | 88    |
| <b>Set duration</b> |          | 0:24 | 0:33 | 0:25 | 0:29 |   | 1:51  |




### PUR • Puerto Rico



**Set**

Avg. by set

| Rk                | No | Name                   | Running Sets | Faults | Still Sets | Total Attempts | Note |
|-------------------|----|------------------------|--------------|--------|------------|----------------|------|
| 1                 | 14 | Valentin Natalia (S)   | 25           | 1      | 99         | 125            | 6.25 |
| 2                 | 1  | Seilhamer Debora (L)   | 1            | -      | 8          | 9              | 0.25 |
| -                 | 6  | Rosa Yarimar (OH)      | -            | -      | 1          | 1              |      |
| -                 | 7  | Enright Stephanie (OH) | -            | -      | 1          | 1              |      |
| -                 | 8  | Ruiz Ania (OPP)        | -            | -      | -          | -              |      |
| -                 | 9  | Cruz Aurea (OH)        | -            | -      | -          | -              |      |
| -                 | 11 | Ocasio Karina (OPP)    | -            | -      | -          | -              |      |
| -                 | 15 | Miranda Genesis (OPP)  | -            | -      | -          | -              |      |
| -                 | 17 | Ocasio Sheila (MB)     | -            | -      | 2          | 2              |      |
| -                 | 18 | Morales Lynda (MB)     | -            | -      | -          | -              |      |
| -                 | 22 | Gonzalez Laura (OH)    | -            | -      | -          | -              |      |
| -                 | 23 | Rivera Wilmarie (S)    | -            | -      | -          | -              |      |
| <b>Others</b>     |    |                        | -            | -      | -          | -              |      |
| <b>Total Team</b> |    |                        | 26           | 1      | 111        | 138            | 6.50 |



**Reception**

Eff. %  
Limit: 25.00%

| Rk                | No | Name                   | Excellents | Faults | Serve Receptions | Total Attempts | Note  |
|-------------------|----|------------------------|------------|--------|------------------|----------------|-------|
| 1                 | 1  | Seilhamer Debora (L)   | 19         | -      | 5                | 24             | 79.17 |
| 2                 | 9  | Cruz Aurea (OH)        | 21         | 2      | 5                | 28             | 67.86 |
| -                 | 6  | Rosa Yarimar (OH)      | 11         | 1      | 3                | 15             |       |
| -                 | 7  | Enright Stephanie (OH) | 6          | 1      | 3                | 10             |       |
| -                 | 11 | Ocasio Karina (OPP)    | 1          | -      | -                | 1              |       |
| -                 | 17 | Ocasio Sheila (MB)     | -          | -      | 1                | 1              |       |
| -                 | 8  | Ruiz Ania (OPP)        | -          | -      | -                | -              |       |
| -                 | 14 | Valentin Natalia (S)   | -          | -      | -                | -              |       |
| -                 | 15 | Miranda Genesis (OPP)  | -          | -      | -                | -              |       |
| -                 | 18 | Morales Lynda (MB)     | -          | -      | -                | -              |       |
| -                 | 22 | Gonzalez Laura (OH)    | -          | -      | -                | -              |       |
| -                 | 23 | Rivera Wilmarie (S)    | -          | -      | -                | -              |       |
| <b>Others</b>     |    |                        | -          | -      | -                | -              |       |
| <b>Total Team</b> |    |                        | 58         | 4      | 17               | 79             | 68.35 |

