



CANADA



COSTA RICA



PANAMA



TRINIDAD & TOBAGO
TRINITÉ-ET-TOBAGO

MEN'S WORLD CHAMPIONSHIP QUALIFICATION

DAILY BULLETIN | BULLETIN QUOTIDIEN | BOLETIN DIARIO

#4 - SUNDAY, MAY 18th 2014



HERSHEY CENTRE

MISSISSAUGA, CANADA





Attention All Teams – Closing Ceremonies

Please be advised that the closing awards ceremonies for both the men's and women's tournaments will take place together tomorrow evening, Monday May 19, after the women's final match that is scheduled for 8:00pm.

Following the women's final game, the top 3 teams from both the men and women's events will be asked to congregate outside the ends of the court area, women under the side where the national flags are hanging, and men on the side where you enter the venue.

Teams will march in behind a flag bearer and take their respective places on the court. A plaque will be presented to the 4th place team captains, and then medals and trophies to the 3rd, 2nd, and 1st place teams in alternation, male then female, and then finally the individual awards for each event.

We thank you in advance for your cooperation with this.

Atención a todos los equipos – Ceremonias de Clausura

Las ceremonias de clausura para el torneo masculino y femenino van a ocurrir mañana, lunes 19 de Mayo, después del partido final femenino a las 8:00pm.

Después de la final femenina, le vamos a pedir a los equipos masculinos y femeninos que terminaron primeros, segundos y terceros que por favor se junten afuera del area de juego, las mujeres abajo de las banderas nacionales y los hombres en el lado donde ustedes entraron al Hershey Center.

Los equipos van a marchar a la cancha atras de su abanderado y van a situarse en sus lugares respectivos en la cancha. Una placa va a ser presentada a los capitanes del equipo que termino en cuarta posicion, y las medallas y trofeos van a ser entregados a los equipos que terminaron en tercer, segundo y primer puesto, turnando entre equipos masculinos y femeninos. Finalmente, los premios individuales van a ser presentados para cada evento.

Gracias por su co-operacion.



2014 World Championship Senior Men's & Women Qualifier
 Mississauga - May 14-19, 2014
Programa de Entrenamiento / Training Schedule

Día / Day	Hora / Time	Hersey Centre (Competition Court)	Hershey Sport Zone	Hora / Time	Humber College Court #1	Humber College Court #2
Monday May 19, 2014	8:00			8:00	JAM (3rd - W)	ISV (4th - W)
	9:30			9:30	CAN (1st - M)	CRC (2nd - M)
		Competition Final Round		11:00	CAN (1st - W)	MEX (2nd - W)
	14:00	Bronze Medal Match (M)		12:30		
	16:00	Bronze Medal Match (W)		14:00		
				15:30		
	18:00	18:00 Gold Medal Match (M)		17:00		
	20:00	20:00 Gold Medal Match (W)		18:30		
				20:00		
					21:30	



FEDERATION
INTERNATIONALE
DE VOLLEYBALL



O-1 UNIFORM COLOURS
Couleur de l'uniforme

CITY: **MISSISSAUGA, ON, CANADA.**
Ville:

DATE: **05/19/2014**

TIME:
Heure:

REGISTERED COLOURS / Couleurs enregistrées :
(ONLY SHIRT COLOUR - seulement la couleur du maillot)

	CAN ▼	CRC ▼	PAN ▼	TRI ▼	▼	▼
1	Black	Blue	Red	Red		-
2	White	White	Blue	White		-
3	Red					-

POOL/PHASE: **Round Robin - POOL Q**
Groupe/Phase:

MATCH SCHEDULE
Calendrier des matches

DATE:	No. Match	Team Equipe	
		A	B
05/19/2014	7	PAN	TRI
05/19/2014	8	CAN	CRC

TEAMS CHOICE (1-2 OR 3)
Choix des équipes (1-2 ou 3)

1st CHOICE 1er Choix		2st CHOICE 2eme Choix	
A	B	A	B

FIVB DECISION
Décision de la FIVB

A	B
Blue	Red
Black	White

MATCH RESULTS

Round Robin

No	Date	Teams	Set	Result per set (points)					Total Points	Time	Spectators
				1	2	3	4	5			
1	5/16/2014	TRI - CRC	2-3	25-17	23-25	20-25	25-18	13-15	106-100	2:03	150
2	5/16/2014	CAN - PAN	3-0	25-17	25-12	25-18			75- 47	1:15	200
3	5/17/2014	CRC - PAN	3-1	25-21	25-20	23-25	25-23		98- 89	1:48	645
4	5/17/2014	CAN - TRI	3-0	25-13	25-11	25-21			75- 45	1:10	1,000
5	5/18/2014	PAN - TRI	3-1	26-28	25-23	25-20	25-19		101- 90	1:58	455
6	5/18/2014	CAN - CRC	3-0	25-14	25-16	25-12			75- 42	1:03	850

Finals

No	Date	Teams	Set	Result per set (points)					Total Points	Time	Spectators
				1	2	3	4	5			
7	5/19/2014	PAN - TRI									
8	5/19/2014	CAN - CRC									

TEAM RANKING

Round Robin

Rk	Code	Team	Matches				Results Details						Points			Sets		
			Pts	T	W	L	3-0	3-1	3-2	2-3	1-3	0-3	W	L	Ratio	W	L	Ratio
1	CAN	CANADA	15	3	3	0	3	0	0	0	0	0	225	134	1.679	9	0	MAX
2	CRC	COSTA RICA	7	3	2	1	0	1	1	0	0	1	240	270	0.889	6	6	1.000
3	PAN	PANAMA	5	3	1	2	0	1	0	0	1	1	237	263	0.901	4	7	0.571
4	TRI	TRINIDAD AND TOBAGO	3	3	0	3	0	0	0	1	1	1	241	276	0.873	3	9	0.333



Men's World Championship Qual.- Group Q Round Robin

Match: 5 **Date:** 5/18/2014 **Spectators:** 455
City: Mississauga, ON
Hall: Hersey Centre
Match duration: **Start:** 14:00 **End:** 15:58 **Total:** 1:58

Teams	Sets	1	2	3	4	5	Total
PAN	3	26	25	25	25		101
TRI	1	28	23	20	19		90
Set duration		0:29	0:27	0:26	0:27		1:49

Referees: HOLLEY, Erick (CRC) & CAMERON, Andrew (CAN)

PAN • PANAMA		1	2	3	4	5	Pts
1	AVILA Domingo (OH)	■	■	■	■		20
2	URENA Donald (OH)	□	□	■	■		8
3	L VALENZUELA Max (L)	L	L	L	L		
5	BROWN Ricardo (OP)	■	■				6
6	ZUNIGA Carlos (MB)	■	■	■	■		8
8	GONZALEZ Jose Miguel (OH)				□		
9	CALDERON Gabriel (OH)						
10	CUERO Ruben (MB)	■	■	■	■		4
11	MARSHALL Oswald (MB)	□	□	□			
12	GUERRA Eduardo (S)	■	■	■	■		2
13	HERAZO Victor (S)	□	□	□			
14	DIAZ Edward (OP)	■	■	■	■		17

Coach: CALDERON, Angulo (PAN)
Assistant: PEREZ, Marco (PAN)

TRI • TRINIDAD AND TOBAGO		1	2	3	4	5	Pts
2	NIMROD Kevin (MB)				■	■	4
3	L MAHADEO Ryan (L)	L	L	L	L		
4	TASH Nolan (OH)	■	■				9
5	BUSHE Akim (MB)	■	■				3
6	David Darnell (OH)				□		
7	MORRISON Sean (OH)	□	□	■	■		6
8	ALI Saleem (S)	■	■	■	■		
9	Williams Daneil (OP)	□	□		□		1
11	STEWART Ryan (OP)	■	■	■	■		15
12	BLAKE Simon (OH)	■	■	■	■		11
14	HONORE Marc (MB)	■	■	■	■		20
15	MOHAMMED JOSHUA (S)	□	□	□	□		1

Coach: Gideon Dickson (TTO)
Assistant: David Camacho (TTO)

TEAMS AND PLAYERS PERFORMANCES

Won Pts	Total Atts	No Name	Scoring Skills	Won Pts	Total Atts	No Name
53	118	Total Team		55	121	Total Team
19	41	1 AVILA Domingo (OH)	Spike	13	22	14 HONORE Marc (MB)
12	24	14 DIAZ Edward (OP)		12	32	11 STEWART Ryan (OP)
8	50	Total Team	Block	13	60	Total Team
2	10	10 CUERO Ruben (MB)		6	13	14 HONORE Marc (MB)
2	8	14 DIAZ Edward (OP)	Serve	3	15	11 STEWART Ryan (OP)
4	99	Total Team		2	90	Total Team
3	16	14 DIAZ Edward (OP)	Opp. error	1	5	15 MOHAMMED JOSHUA (S)
1	13	6 ZUNIGA Carlos (MB)		1	15	14 HONORE Marc (MB)
36		Total Team	Total	20		Total Team
101	267	Total Team		90	271	Total Team
20	63	1 AVILA Domingo (OH)	Best Scorer	20	50	14 HONORE Marc (MB)
Excellent	Total Atts	No Name	Non scoring Skills	Excellent	Total Atts	No Name
29	88	Total Team		28	72	Total Team
13	22	3 VALENZUELA Max (L)	Dig	12	16	3 MAHADEO Ryan (L)
4	9	2 URENA Donald (OH)		4	15	12 BLAKE Simon (OH)
15	113	Total Team	Set	25	119	Total Team
13	90	12 GUERRA Eduardo (S)		23	94	8 ALI Saleem (S)
53	79	Total Team	Reception	50	92	Total Team
26	35	1 AVILA Domingo (OH)	<u>Success - Faults</u>	27	44	3 MAHADEO Ryan (L)
17	22	3 VALENZUELA Max (L)	<u># Attempts</u>			

■ Starting line-up Pts = Points scored [nn] = Captain
□ Substitute Atts = Attempts L = Libero
Opp = Opponent



Men's World Championship Qual.- Group Q Round Robin

Match: 6 **Date:** 5/18/2014 **Spectators:** 850
City: Mississauga, ON
Hall: Hersey Centre
Match duration: Start: 20:00 End: 21:03 Total: 1:03

Teams	Sets	1	2	3	4	5	Total
CAN	3	25	25	25			75
CRC	0	14	16	12			42
Set duration		0:19	0:21	0:17			0:57

Referees: PEREZ, Josmer (PAN) & SANDIFORD, Sheldon (TRI)

CAN • CANADA		1	2	3	4	5	Pts
2	PERRIN John Gordon (OH)						
3	L LEWIS Daniel (L)	L	L	L			
4	DEROCCO Jason (OH)	■	■	■			12
6	DUFF Justin (MB)	■	■	■			5
7	SOONIAS Dallas (OP)						
8	SIMAC Adam (MB)	■	■	■			2
9	SCHNEIDER Dustin (S)						
10	VAN LANKVELT Toontje (OH)	■	■	■			13
12	SCHMITT Gavin (OP)	■	■	■			14
15	WINTERS Frederic (OH)						
17	VIGRASS Graham (MB)						
20	MCGOVERN Ciaran (S)	■	■	■			2

Coach: Hoag, Glenn (CAN)
Assistant: Pichette, Vincent (CAN)

CRC • COSTA RICA		1	2	3	4	5	Pts
1	QUESADA PRIETO Carlos (S)	□	■	■			1
2	CRUZ ROMERO Arturo (MB)	■	■				1
3	L ACUÑA CAMPOS Jose Pablo (L)	L	L	L			
4	BLANCO SEGNINI Alberto (OH)	■	□	■			3
5	CAMPBELL SAWYERS Jody (MB)				■		1
7	ARAYA URBINA Esteban (OP)	■	□				
8	VARGAS HERRERA Richy (OH)	□	■				
9	GOMEZ LOPEZ Cesar (OP)	□	■	■			5
10	ALVAREZ LOPEZ Javieo (MB)	■	■	■			1
11	SMITH HALL Richard (OH)	■	■	■			6
12	ARAYA URBINA Andres (S)	■	□				
13	RODRIGUEZ NARANJO Hugo (MB)				□		1

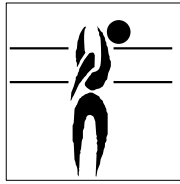
Coach: Cesar SALAS (CRC)
Assistant: Alvaro FONSECA (CRC)

TEAMS AND PLAYERS PERFORMANCES

Won Pts	Total Atts	No Name	Scoring Skills	Won Pts	Total Atts	No Name
32	53	Total Team		17	59	Total Team
11	16	10 VAN LANKVELT Toontje	Spike	5	18	11 SMITH HALL Richard (OH)
10	15	12 SCHMITT Gavin (OP)		5	12	9 GOMEZ LOPEZ Cesar (OP)
6	26	Total Team	Block	2	17	Total Team
2	5	12 SCHMITT Gavin (OP)		1	1	11 SMITH HALL Richard (OH)
1	3	6 DUFF Justin (MB)	Serve	1	6	2 CRUZ ROMERO Arturo
10	73	Total Team		0	44	Total Team
6	22	4 DEROCCO Jason (OH)	Opp. error	23		Total Team
2	14	12 SCHMITT Gavin (OP)	Total	42	120	Total Team
27		Total Team				
75	152	Total Team	Best Scorer	6	27	11 SMITH HALL Richard (OH)
14	34	12 SCHMITT Gavin (OP)				
Excellent	Total Atts	No Name	Non scoring Skills	Excellent	Total Atts	No Name
20	37	Total Team		13	44	Total Team
6	7	3 LEWIS Daniel (L)	Dig	4	10	3 ACUÑA CAMPOS Jose
5	9	4 DEROCCO Jason (OH)		3	5	4 BLANCO SEGNINI Alberto
16	54	Total Team	Set	4	55	Total Team
16	43	20 MCGOVERN Ciaran (S)		4	33	1 QUESADA PRIETO Carlos
22	29	Total Team	Reception	20	56	Total Team
11	14	3 LEWIS Daniel (L)	Success - Faults	9	17	3 ACUÑA CAMPOS Jose
6	9	4 DEROCCO Jason (OH)	# Attempts	7	22	11 SMITH HALL Richard (OH)

■ Starting line-up Pts = Points scored [nn] = Captain
□ Substitute Atts = Attempts L = Libero
Opp = Opponent





Best Scorers

Rk	No	Name	Team	Spike	Block	Serve	Total
1	11	SMITH HALL Richard (OH)	CRC	47	5	4	56
2	14	HONORE Marc (MB)	TRI	26	12	2	40
3	1	AVILA Domingo (OH)	PAN	34	3	1	38
4	14	DIAZ Edward (OP)	PAN	29	4	3	36
5	12	BLAKE Simon (OH)	TRI	29	2	2	33
5	11	STEWART Ryan (OP)	TRI	26	6	1	33
7	12	SCHMITT Gavin (OP)	CAN	24	5	3	32
8	4	DEROCCO Jason (OH)	CAN	16	2	11	29
9	4	TASH Nolan (OH)	TRI	24	2	0	26
10	2	URENA Donaldo (OH)	PAN	20	2	2	24
11	2	CRUZ ROMERO Arturo (MB)	CRC	15	5	3	23
12	10	VAN LANKVELT Toontje (OH)	CAN	20	1	1	22
12	4	BLANCO SEGNINI Alberto (OH)	CRC	20	0	2	22
14	10	CUERO Ruben (MB)	PAN	10	9	1	20
15	6	ZUNIGA Carlos (MB)	PAN	14	3	1	18
15	10	ALVAREZ LOPEZ Javieo (MB)	CRC	10	3	5	18
17	7	SOONIAS Dallas (OP)	CAN	12	3	0	15
17	17	VIGRASS Graham (MB)	CAN	12	2	1	15
19	7	ARAYA URBINA Esteban (OP)	CRC	9	3	1	13
20	5	BROWN Ricardo (OP)	PAN	9	1	1	11
21	6	DUFF Justin (MB)	CAN	9	1	0	10
21	15	WINTERS Frederic (OH)	CAN	6	2	2	10
21	7	MORRISON Sean (OH)	TRI	8	1	1	10
24	9	GOMEZ LOPEZ Cesar (OP)	CRC	7	1	0	8
24	2	NIMROD Kevin (MB)	TRI	7	0	1	8
26	12	ARAYA URBINA Andres (S)	CRC	0	5	2	7
27	2	PERRIN John Gordon (OH)	CAN	4	2	0	6
27	8	SIMAC Adam (MB)	CAN	4	2	0	6
29	5	BUSHE Akim (MB)	TRI	3	2	0	5
30	12	GUERRA Eduardo (S)	PAN	2	1	0	3
30	9	Williams Daneil (OP)	TRI	2	1	0	3
32	9	SCHNEIDER Dustin (S)	CAN	1	0	1	2
32	20	MCGOVERN Ciaran (S)	CAN	0	1	1	2
32	8	GONZALEZ Jose Miguel (OH)	PAN	2	0	0	2
32	11	MARSHALL Oswald (MB)	PAN	2	0	0	2
32	1	QUESADA PRIETO Carlos (S)	CRC	1	1	0	2
32	8	ALI Saleem (S)	TRI	1	1	0	2
32	15	MOHAMMED JOSHUA (S)	TRI	0	0	2	2
39	5	CAMPBELL SAWYERS Jody (MB)	CRC	1	0	0	1
39	8	VARGAS HERRERA Richy (OH)	CRC	1	0	0	1
39	13	RODRIGUEZ NARANJO Hugo (MB)	CRC	1	0	0	1
42	3	LEWIS Daniel (L)	CAN	0	0	0	0
42	3	VALENZUELA Max (L)	PAN	0	0	0	0
42	9	CALDERON Gabriel (OH)	PAN	0	0	0	0
42	13	HERAZO Victor (S)	PAN	0	0	0	0
42	3	ACUÑA CAMPOS Jose Pablo (L)	CRC	0	0	0	0
42	3	MAHADEO Ryan (L)	TRI	0	0	0	0
42	6	David Darnell (OH)	TRI	0	0	0	0
Total tournament				468	94	55	617



Best Spikers

Limit: 15.00%

Rk	No	Name	Team	Spikes	Faults	Shots	Total Attempts	Succ. %
1	10	VAN LANKVELT Toontje (OH)	CAN	20	3	6	29	68.97
2	12	SCHMITT Gavin (OP)	CAN	24	4	7	35	68.57
3	4	DEROCCO Jason (OH)	CAN	16	3	7	26	61.54
4	12	BLAKE Simon (OH)	TRI	29	13	13	55	52.73
5	14	DIAZ Edward (OP)	PAN	29	9	20	58	50.00
6	14	HONORE Marc (MB)	TRI	26	7	20	53	49.06
7	11	STEWART Ryan (OP)	TRI	26	11	26	63	41.27
8	11	SMITH HALL Richard (OH)	CRC	47	25	49	121	38.84
9	1	AVILA Domingo (OH)	PAN	34	25	32	91	37.36
10	4	TASH Nolan (OH)	TRI	24	18	23	65	36.92
Total Tournament				468	205	406	1,079	43.37



Best Blockers


Rk	No	Name	Team	Kill Blocks	Faults	Rebounds	Total Attempts	Avg. by set
1	14	HONORE Marc (MB)	TRI	12	6	18	36	1.00
2	10	CUERO Ruben (MB)	PAN	9	3	18	30	0.82
3	12	SCHMITT Gavin (OP)	CAN	5	6	3	14	0.56
4	11	STEWART Ryan (OP)	TRI	6	17	18	41	0.50
5	2	CRUZ ROMERO Arturo (MB)	CRC	5	5	16	26	0.42
6	11	SMITH HALL Richard (OH)	CRC	5	4	8	17	0.42
7	12	ARAYA URBINA Andres (S)	CRC	5	5	9	19	0.42
8	14	DIAZ Edward (OP)	PAN	4	5	6	15	0.36
9	7	SOONIAS Dallas (OP)	CAN	3	1	3	7	0.33
10	1	AVILA Domingo (OH)	PAN	3	5	13	21	0.27
Total Tournament				94	162	246	502	4.27



Best Servers

Rk	No	Name	Team	Aces	Faults	Serve Hits	Total Attempts	Avg. by set
1	4	DEROCCO Jason (OH)	CAN	11	8	23	42	1.22
2	10	ALVAREZ LOPEZ Javieo (MB)	CRC	5	12	27	44	0.42
3	12	SCHMITT Gavin (OP)	CAN	3	7	17	27	0.33
4	11	SMITH HALL Richard (OH)	CRC	4	10	23	37	0.33
5	14	DIAZ Edward (OP)	PAN	3	1	20	24	0.27
6	2	CRUZ ROMERO Arturo (MB)	CRC	3	6	33	42	0.25
7	15	WINTERS Frederic (OH)	CAN	2	2	12	16	0.22
8	2	URENA Donaldo (OH)	PAN	2	4	20	26	0.18
9	15	MOHAMMED JOSHUA (S)	TRI	2	1	16	19	0.17
10	12	ARAYA URBINA Andres (S)	CRC	2	3	31	36	0.17
Total Tournament				55	154	732	941	2.50






Best Diggers

Rk	No	Name	Team	Digs	Faults	Receptions	Total Attempts	Avg. by set
1	3	LEWIS Daniel (L)	CAN	24	5	1	30	2.67
2	3	VALENZUELA Max (L)	PAN	25	16	11	52	2.27
3	3	ACUÑA CAMPOS Jose Pablo (L)	CRC	25	8	14	47	2.08
4	3	MAHADEO Ryan (L)	TRI	20	5	12	37	1.67
5	1	AVILA Domingo (OH)	PAN	16	9	6	31	1.45
6	4	DEROCCO Jason (OH)	CAN	11	5	2	18	1.22
7	5	BROWN Ricardo (OP)	PAN	11	7	1	19	1.00
8	4	BLANCO SEGNINI Alberto (OH)	CRC	11	9	15	35	0.92
9	2	URENA Donaldo (OH)	PAN	10	2	10	22	0.91
10	11	SMITH HALL Richard (OH)	CRC	10	5	9	24	0.83
Total Tournament				278	332	175	785	12.64



Best Setters


Rk	No	Name	Team	Running Sets	Faults	Still Sets	Total Attempts	Avg. by set
1	9	SCHNEIDER Dustin (S)	CAN	48	-	37	85	5.33
2	8	ALI Saleem (S)	TRI	58	4	169	231	4.83
3	12	GUERRA Eduardo (S)	PAN	43	7	162	212	3.91
4	12	ARAYA URBINA Andres (S)	CRC	40	4	145	189	3.33
5	20	MCGOVERN Ciaran (S)	CAN	23	2	38	63	2.56
6	1	QUESADA PRIETO Carlos (S)	CRC	15	2	60	77	1.25
7	13	HERAZO Victor (S)	PAN	5	-	44	49	0.45
8	15	MOHAMMED JOSHUA (S)	TRI	3	2	12	17	0.25
9	8	SIMAC Adam (MB)	CAN	1	-	4	5	0.11
10	2	PERRIN John Gordon (OH)	CAN	1	1	-	2	0.11
Total Tournament				238	31	796	1,065	10.82



Best Receivers

Limit: 25.00%

Rk	No	Name	Team	Excellents	Faults	Serve Receptions	Total Attempts	Eff. %
1	3	LEWIS Daniel (L)	CAN	37	1	5	43	83.72
2	1	AVILA Domingo (OH)	PAN	58	2	30	90	62.22
3	3	VALENZUELA Max (L)	PAN	47	5	16	68	61.76
4	3	ACUÑA CAMPOS Jose Pablo (L)	CRC	53	5	29	87	55.17
5	3	MAHADEO Ryan (L)	TRI	58	6	39	103	50.49
6	11	SMITH HALL Richard (OH)	CRC	39	5	28	72	47.22
-	4	BLANCO SEGNINI Alberto (OH)	CRC	29	2	24	55	
-	4	TASH Nolan (OH)	TRI	30	2	22	54	
-	12	BLAKE Simon (OH)	TRI	16	3	20	39	
-	5	BROWN Ricardo (OP)	PAN	17	3	10	30	
Total Tournament				468	59	262	789	51.84



Best Liberos

Rk	No	Name	Team	Excellents	Faults	In play	Total attempts	Succ. %
1	3	LEWIS Daniel (L)	CAN	61	6	6	73	83.56
2	3	VALENZUELA Max (L)	PAN	72	21	27	120	60.00
3	3	ACUÑA CAMPOS Jose Pablo (L)	CRC	78	13	43	134	58.21
4	3	MAHADEO Ryan (L)	TRI	78	11	51	140	55.71



Best Spikers

Limit: 15.00%

Rk	Team	Spikes	Faults	Shots	Total Attempts	Succ. %
1	CAN CANADA	108	21	41	170	63.53
2	TRI TRINIDAD AND TOBAGO	126	60	100	286	44.06
3	PAN PANAMA	122	62	136	320	38.13
4	CRC COSTA RICA	112	62	129	303	36.96
Total Tournament		468	205	406	1,079	43.37




Best Blockers

Rk	Team	Kill Blocks	Faults	Rebounds	Total Attempts	Avg. by set
1	CAN CANADA	21	25	39	85	2.33
2	TRI TRINIDAD AND TOBAGO	27	54	70	151	2.25
3	PAN PANAMA	23	42	70	135	2.09
4	CRC COSTA RICA	23	41	67	131	1.92
Total Tournament		94	162	246	502	4.27



Best Servers

Rk	Team	Aces	Faults	Serve Hits	Total Attempts	Avg. by set
1	CAN CANADA	20	45	155	220	2.22
2	CRC COSTA RICA	17	47	176	240	1.42
3	PAN PANAMA	9	18	210	237	0.82
4	TRI TRINIDAD AND TOBAGO	9	44	191	244	0.75
Total Tournament		55	154	732	941	2.50



Best Diggers

Rk	Team	Digs	Faults	Receptions	Total Attempts	Avg. by set
1	PAN PANAMA	79	114	55	248	7.18
2	CAN CANADA	63	37	13	113	7.00
3	CRC COSTA RICA	70	93	67	230	5.83
4	TRI TRINIDAD AND TOBAGO	66	88	40	194	5.50
Total Tournament		278	332	175	785	12.64



Best Setters

Rk	Team	Running Sets	Faults	Still Sets	Total Attempts	Avg. by set
1	CAN CANADA	73	3	96	172	8.11
2	TRI TRINIDAD AND TOBAGO	61	11	217	289	5.08
3	CRC COSTA RICA	55	7	237	299	4.58
4	PAN PANAMA	49	10	246	305	4.45
Total Tournament		238	31	796	1,065	10.82



Best Receivers

Limit: 25.00%

Rk	Team	Excellents	Faults	Serve Receptions	Total Attempts	Eff. %
1	CAN CANADA	88	3	17	108	78.70
2	PAN PANAMA	136	17	69	222	53.60
3	CRC COSTA RICA	125	20	82	227	46.26
4	TRI TRINIDAD AND TOBAGO	119	19	94	232	43.10
Total Tournament		468	59	262	789	51.84



Canadian women's and men's volleyball teams will go for gold tomorrow

May 18, 2014, Mississauga, ON, CAN: Today in NORCECA's third-round of Men's World Championship Qualification (Pool Q) round-robin play Canada quickly beat Costa Rica 25-14, 25-16, 25-12 in a preview of tomorrow's gold medal final.

Both undefeated until today, Canada will again meet Costa Rica for the gold medal and the only berth for the FIVB World Championships in Poland in the fall.

"This morning we had a really long and tough training session, so the guys stayed focused and concentrated for this game," said Glenn Hoag, Canada's head coach. "Tomorrow is one more step that we need to go through to get to the Worlds."

Canada's Gavin Schmitt of Saskatoon, Sask., was the top scorer with 14, followed by Toontje van Lankvelt of Brandon, MB, with 13; and Jason DeRocco of East St. Paul, MB, had another big game today with 12 points.

"They played not bad, and they have a couple of good players, but we were prepared. We did a lot of jumping this morning – we practised hard – it's a long tournament and there are still things that we need to work on. We're looking forward to tomorrow," said opposite Gavin Schmitt.

Richard Smith Hall was again the top contributor to Costa Rica's effort with six points.

Canada's women's team also advanced nicely to the gold medal match at the third round of NORCECA Women's World Championship Qualification (Group S) today.

In the final game of round-robin play, Canada took care of business, beating the U.S. Virgin Islands' team in three sets – 25-12, 25-9, 25-11.

Canada will face Mexico, who earlier today beat Jamaica, for the gold medal tomorrow evening at the Hershey Centre in Mississauga.

"We got the job done and are looking forward to tomorrow," said Arnd Ludwig, Canada's coach. "It will be a lot tougher in the final; we saw that yesterday with Mexico. So we have to be awake and aggressive and can't let our guard down at all. We have to be sharp from the first to the last point."

Dana Cranston of Fort St. John, BC, was Canada's top scorer with 20. Shanice Marcelle of Victoria, BC, had 11 points and Kyla Richey of Robert's Creek, BC, contributed 10.

Tamisha Barry and Sacha Gumbs both had five points for USVI.

Tomorrow's gold medal match takes place at 8 pm Eastern. Canada needs to win tomorrow to qualify for the World Championships, which are held in Italy, Sept. 23 to Oct. 12, 2014.

"These games test your fundamentals. It was nice to get in there and just really be able to execute at a high level," said Cranston. "As far as Mexico goes tomorrow, I think the second time you play a team after you win, they are going to have a little chip on their shoulder. We know they are going to come out with their guns firing. They play at such a consistent level all the time, and they are going to bring their A game."

The Mexican women dominated the Jamaicans earlier today. Mexico won in three sets 25-11, 25-16, 25-21, with Andrea Rangel contributing 18 points, and outside hitter Zaira Orellana adding 12 to her team's effort.

Sasha-Lee Wallen contributed 10 points to Jamaica's game, but despite working hard in the third, her team was no match for the more controlled Mexican team.

"The game tomorrow will be strong, very strong, but my team is working very hard. Tomorrow is the most important match. Even though we are a young team, I think that if our service game is strong we can win tomorrow," said Jorge Miguel Azair, Mexican coach.

In other men's action, Panama and Trinidad kept fans on the edge of their seats with a four-set match that saw Panama win 26-28, 25-23, 25-20, 25-19.

The first set challenged both teams with Trinidad finally ending the back and forth at 28 points. However, Panama rebounded to win the next three sets. Yesterday Panama lost to Costa Rica, so today's match was a much needed boost for the team. Overall, Domingo Avila had 19 attack points and one block, to lead his team in scoring with 20 points. Marc Honore had a solid game for Trinidad with 20 points - 13 kills and six blocks.

All games are live-streamed at:

<http://volleyballsourcemag.com/2014-world-championships-qualifiers>