



CANADA



COSTA RICA



PANAMA



TRINIDAD & TOBAGO
TRINITÉ-ET-TOBAGO

MEN'S WORLD CHAMPIONSHIP QUALIFICATION

DAILY BULLETIN | BULLETIN QUOTIDIEN | BOLETIN DIARIO

#5 - MONDAY, MAY 19th 2014



HERSHEY CENTRE
MISSISSAUGA, CANADA



MATCH RESULTS

Round Robin

No	Date	Teams	Set	Result per set (points)					Total Points	Time	Spectators
				1	2	3	4	5			
1	5/16/2014	TRI - CRC	2-3	25-17	23-25	20-25	25-18	13-15	106-100	2:03	150
2	5/16/2014	CAN - PAN	3-0	25-17	25-12	25-18			75- 47	1:15	200
3	5/17/2014	CRC - PAN	3-1	25-21	25-20	23-25	25-23		98- 89	1:48	645
4	5/17/2014	CAN - TRI	3-0	25-13	25-11	25-21			75- 45	1:10	1,000
5	5/18/2014	PAN - TRI	3-1	26-28	25-23	25-20	25-19		101- 90	1:58	455
6	5/18/2014	CAN - CRC	3-0	25-14	25-16	25-12			75- 42	1:03	850

Finals




No	Date	Teams	Set	Result per set (points)				Total Points	Time	Spectators
				1	2	3	4			
7	5/19/2014	PAN - TRI	1-3	19-25	28-26	20-25	19-25	86-101	1:47	445
8	5/19/2014	CAN - CRC	3-0	25-14	25-15	25-16		75- 45	1:09	1,100

TEAM RANKING

Round Robin

Rk	Code	Team	Matches				Results Details						Points			Sets		
			Pts	T	W	L	3-0	3-1	3-2	2-3	1-3	0-3	W	L	Ratio	W	L	Ratio
1	CAN	CANADA	15	3	3	0	3	0	0	0	0	0	225	134	1.679	9	0	MAX
2	CRC	COSTA RICA	7	3	2	1	0	1	1	0	0	1	240	270	0.889	6	6	1.000
3	PAN	PANAMA	5	3	1	2	0	1	0	0	1	1	237	263	0.901	4	7	0.571
4	TRI	TRINIDAD AND TOBAGO	3	3	0	3	0	0	0	1	1	1	241	276	0.873	3	9	0.333

Finals

1.  CANADA
2.  COSTA RICA
3.  TRINIDAD AND TOBAGO
4.  PANAMA





CANADA



COSTA RICA



PANAMA



TRINIDAD & TOBAGO
TRINITE-ET-TOBAGO

INDIVIDUAL AWARDS | MÉRITES INDIVIDUELS | PREMIOS INDIVIDUALES

MOST VALUABLE PLAYER

Daniel Lewis



BEST RECEIVER

Daniel Lewis



BEST SPIKER

Gavin Schmitt



BEST OPPOSITE

Edward Diaz



BEST SPIKER

Dallas Soonias



BEST DIGGER

Daniel Lewis



BEST BLOCKER

Marc Honore




BEST SETTER

Dustin Schneider



BEST BLOCKER

Ruben Cuero



BEST LIBERO

Daniel Lewis



BEST SERVER

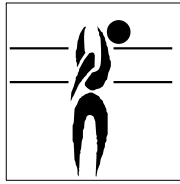
Jason Derocco



BEST SCORER

Richard Smith Hall





Best Scorers


Rk	No	Name	Team	Spike	Block	Serve	Total
1	11	SMITH HALL Richard (OH)	CRC	52	5	4	61
2	14	HONORE Marc (MB)	TRI	35	16	2	53
3	14	DIAZ Edward (OP)	PAN	40	9	3	52
3	12	BLAKE Simon (OH)	TRI	45	3	4	52
5	11	STEWART Ryan (OP)	TRI	40	9	1	50
6	1	AVILA Domingo (OH)	PAN	43	3	1	47
7	4	TASH Nolan (OH)	TRI	30	3	1	34
8	12	SCHMITT Gavin (OP)	CAN	24	5	3	32
9	4	DEROCCO Jason (OH)	CAN	16	2	11	29
9	2	URENA Donaldo (OH)	PAN	24	2	3	29
11	7	SOONIAS Dallas (OP)	CAN	24	4	0	28
11	10	CUERO Ruben (MB)	PAN	17	10	1	28
13	4	BLANCO SEGNINI Alberto (OH)	CRC	24	1	2	27
14	6	ZUNIGA Carlos (MB)	PAN	22	3	1	26
15	2	CRUZ ROMERO Arturo (MB)	CRC	16	5	3	24
16	10	VAN LANKVELT Toontje (OH)	CAN	20	1	1	22
16	17	VIGRASS Graham (MB)	CAN	17	3	2	22
16	15	WINTERS Frederic (OH)	CAN	15	5	2	22
19	10	ALVAREZ LOPEZ Javieo (MB)	CRC	11	3	6	20
20	2	PERRIN John Gordon (OH)	CAN	17	2	0	19
21	6	DUFF Justin (MB)	CAN	14	3	1	18
22	7	ARAYA URBINA Esteban (OP)	CRC	13	3	1	17
23	5	BUSHE Akim (MB)	TRI	10	5	1	16
24	5	BROWN Ricardo (OP)	PAN	13	1	1	15
25	9	GOMEZ LOPEZ Cesar (OP)	CRC	11	1	0	12
26	7	MORRISON Sean (OH)	TRI	8	1	1	10
27	2	NIMROD Kevin (MB)	TRI	7	0	1	8
28	12	ARAYA URBINA Andres (S)	CRC	0	5	2	7
29	8	SIMAC Adam (MB)	CAN	4	2	0	6
30	8	ALI Saleem (S)	TRI	2	2	1	5
31	9	SCHNEIDER Dustin (S)	CAN	1	1	2	4
31	12	GUERRA Eduardo (S)	PAN	3	1	0	4
33	5	CAMPBELL SAWYERS Jody (MB)	CRC	3	0	0	3
33	11	MARSHALL Oswald (MB)	PAN	3	0	0	3
33	1	QUESADA PRIETO Carlos (S)	CRC	2	1	0	3
33	8	GONZALEZ Jose Miguel (OH)	PAN	2	1	0	3
33	9	Williams Daneil (OP)	TRI	2	1	0	3
38	20	MCGOVERN Ciaran (S)	CAN	0	1	1	2
38	15	MOHAMMED JOSHUA (S)	TRI	0	0	2	2
40	8	VARGAS HERRERA Richy (OH)	CRC	1	0	0	1
40	13	RODRIGUEZ NARANJO Hugo (MB)	CRC	1	0	0	1
42	3	LEWIS Daniel (L)	CAN	0	0	0	0
42	3	ACUÑA CAMPOS Jose Pablo (L)	CRC	0	0	0	0
42	3	VALENZUELA Max (L)	PAN	0	0	0	0
42	9	CALDERON Gabriel (OH)	PAN	0	0	0	0
42	13	HERAZO Victor (S)	PAN	0	0	0	0
42	3	MAHADEO Ryan (L)	TRI	0	0	0	0
42	6	David Darnell (OH)	TRI	0	0	0	0
Total tournament				632	123	65	820



Best Spikers


Limit: 15.00%

Rk	No	Name	Team	Spikes	Faults	Shots	Total Attempts	Succ. %
1	12	SCHMITT Gavin (OP)	CAN	24	4	7	35	68.57
2	7	SOONIAS Dallas (OP)	CAN	24	2	10	36	66.67
3	14	HONORE Marc (MB)	TRI	35	8	25	68	51.47
4	12	BLAKE Simon (OH)	TRI	45	22	29	96	46.88
5	14	DIAZ Edward (OP)	PAN	40	16	31	87	45.98
6	11	STEWART Ryan (OP)	TRI	40	18	36	94	42.55
7	1	AVILA Domingo (OH)	PAN	43	29	41	113	38.05
8	11	SMITH HALL Richard (OH)	CRC	52	30	55	137	37.96
9	4	TASH Nolan (OH)	TRI	30	23	29	82	36.59
10	4	BLANCO SEGNINI Alberto (OH)	CRC	24	17	29	70	34.29
Total Tournament				632	267	531	1,430	44.20



Best Blockers


Rk	No	Name	Team	Kill Blocks	Faults	Rebounds	Total Attempts	Avg. by set
1	14	HONORE Marc (MB)	TRI	16	12	24	52	1.00
2	10	CUERO Ruben (MB)	PAN	10	8	22	40	0.67
3	14	DIAZ Edward (OP)	PAN	9	8	6	23	0.60
4	11	STEWART Ryan (OP)	TRI	9	27	22	58	0.56
5	15	WINTERS Frederic (OH)	CAN	5	2	3	10	0.42
6	12	SCHMITT Gavin (OP)	CAN	5	6	3	14	0.42
7	7	SOONIAS Dallas (OP)	CAN	4	2	4	10	0.33
7	11	SMITH HALL Richard (OH)	CRC	5	4	11	20	0.33
9	2	CRUZ ROMERO Arturo (MB)	CRC	5	7	18	30	0.33
10	12	ARAYA URBINA Andres (S)	CRC	5	5	9	19	0.33
Total Tournament				123	225	309	657	4.24



Best Servers

Rk	No	Name	Team	Aces	Faults	Serve Hits	Total Attempts	Avg. by set
1	4	DEROCCO Jason (OH)	CAN	11	8	23	42	0.92
2	10	ALVAREZ LOPEZ Javieo (MB)	CRC	6	12	31	49	0.40
3	11	SMITH HALL Richard (OH)	CRC	4	14	31	49	0.27
4	12	BLAKE Simon (OH)	TRI	4	13	40	57	0.25
5	12	SCHMITT Gavin (OP)	CAN	3	7	17	27	0.25
6	14	DIAZ Edward (OP)	PAN	3	1	30	34	0.20
7	2	CRUZ ROMERO Arturo (MB)	CRC	3	6	34	43	0.20
8	2	URENA Donald (OH)	PAN	3	6	25	34	0.20
9	17	VIGRASS Graham (MB)	CAN	2	5	20	27	0.17
10	9	SCHNEIDER Dustin (S)	CAN	2	8	31	41	0.17
Total Tournament				65	199	984	1,248	2.24





Best Diggers

Rk	No	Name	Team	Digs	Faults	Receptions	Total Attempts	Avg. by set
1	3	LEWIS Daniel (L)	CAN	30	6	3	39	2.50
2	3	VALENZUELA Max (L)	PAN	32	20	18	70	2.13
3	3	ACUÑA CAMPOS Jose Pablo (L)	CRC	30	11	17	58	2.00
4	3	MAHADEO Ryan (L)	TRI	31	7	13	51	1.94
5	1	AVILA Domingo (OH)	PAN	27	13	6	46	1.80
6	8	ALI Saleem (S)	TRI	15	6	8	29	0.94
7	4	DEROCCO Jason (OH)	CAN	11	5	2	18	0.92
8	4	BLANCO SEGNINI Alberto (OH)	CRC	13	12	18	43	0.87
9	15	WINTERS Frederic (OH)	CAN	9	-	3	12	0.75
10	2	URENA Donaldo (OH)	PAN	11	5	10	26	0.73
Total Tournament				372	447	216	1,035	12.83



Best Setters

Rk	No	Name	Team	Running Sets	Faults	Still Sets	Total Attempts	Avg. by set
1	9	SCHNEIDER Dustin (S)	CAN	76	1	66	143	6.33
2	8	ALI Saleem (S)	TRI	77	5	238	320	4.81
3	12	GUERRA Eduardo (S)	PAN	58	11	227	296	3.87
4	12	ARAYA URBINA Andres (S)	CRC	45	6	166	217	3.00
5	20	MCGOVERN Ciaran (S)	CAN	23	2	38	63	1.92
6	1	QUESADA PRIETO Carlos (S)	CRC	20	3	84	107	1.33
7	13	HERAZO Victor (S)	PAN	5	-	53	58	0.33
8	15	MOHAMMED JOSHUA (S)	TRI	3	2	14	19	0.19
9	8	SIMAC Adam (MB)	CAN	1	-	4	5	0.08
10	2	PERRIN John Gordon (OH)	CAN	1	1	1	3	0.08
Total Tournament				311	43	1,071	1,425	10.72




Best Receivers

Limit: 25.00%

Rk	No	Name	Team	Excellents	Faults	Serve Receptions	Total Attempts	Eff. %
1	3	LEWIS Daniel (L)	CAN	50	1	9	60	81.67
2	1	AVILA Domingo (OH)	PAN	75	2	48	125	58.40
3	3	VALENZUELA Max (L)	PAN	64	7	34	105	54.29
4	3	MAHADEO Ryan (L)	TRI	84	7	53	144	53.47
5	3	ACUÑA CAMPOS Jose Pablo (L)	CRC	62	7	36	105	52.38
6	11	SMITH HALL Richard (OH)	CRC	57	6	40	103	49.51
-	4	BLANCO SEGNINI Alberto (OH)	CRC	30	2	32	64	
-	4	TASH Nolan (OH)	TRI	36	2	26	64	
-	12	BLAKE Simon (OH)	TRI	19	3	35	57	
-	5	BROWN Ricardo (OP)	PAN	22	4	11	37	
Total Tournament				599	69	383	1,051	50.43





Best Liberos

Rk	No	Name	Team	Excellents	Faults	In play	Total attempts	Succ. %
1	3	LEWIS Daniel (L)	CAN	80	7	12	99	80.81
2	3	MAHADEO Ryan (L)	TRI	115	14	66	195	58.97
3	3	ACUÑA CAMPOS Jose Pablo (L)	CRC	92	18	53	163	56.44
4	3	VALENZUELA Max (L)	PAN	96	27	52	175	54.86



P-2 VOLLEYBALL • Match result



Men's World Championship Qual.- Group Q
Finals (Places 3-4)

Match: 7 **Date:** 5/19/2014 **Spectators:** 445
City: Mississauga, ON
Hall: Hershey Centre
Match duration: **Start:** 14:00 **End:** 15:47 **Total:** 1:47

Teams	Sets	1	2	3	4	5	Total
PAN	1	19	28	20	19		86
TRI	3	25	26	25	25		101
Set duration		0:20	0:30	0:25	0:23		1:38

Referees: ROBB, Andrew (CAN) & WILLIAMS, Kirt (ISV)

PAN • PANAMA		1	2	3	4	5	Pts
1	AVILA Domingo (OH)	■	■	■	■		9
2	URENA Donald (OH)		■	■			5
3	L VALENZUELA Max (L)	L	L	L	L		
5	BROWN Ricardo (OP)	■	□	□			4
6	ZUNIGA Carlos (MB)	■	■	■	■		8
8	GONZALEZ Jose Miguel (OH)	□	□				1
9	CALDERON Gabriel (OH)						
10	CUERO Ruben (MB)	■	■	■	■		8
11	MARSHALL Oswald (MB)		□	□	■		1
12	GUERRA Eduardo (S)	■	■	■	■		1
13	HERAZO Victor (S)	□	□	□			
14	DIAZ Edward (OP)	■	■	■	■		16

Coach: CALDERON, Angulo (PAN)
Assistant: PEREZ, Marco (PAN)

TRI • TRINIDAD AND TOBAGO		1	2	3	4	5	Pts
2	NIMROD Kevin (MB)						
3	L MAHADEO Ryan (L)	L	L	L	L		
4	TASH Nolan (OH)	■	■	■	■		8
5	BUSHE Akim (MB)	■	■	■	■		11
6	David Darnell (OH)			□			
7	MORRISON Sean (OH)						
8	ALI Saleem (S)	■	■	■	■		3
9	Williams Daneil (OP)		□	□			
11	STEWART Ryan (OP)	■	■	■	■		17
12	BLAKE Simon (OH)	■	■	■	■		19
14	HONORE Marc (MB)	■	■	■	■		13
15	MOHAMMED JOSHUA (S)	□	□	□	□		

Coach: Gideon Dickson (TTO)
Assistant: David Camacho (TTO)

TEAMS AND PLAYERS PERFORMANCES

Won Pts	Total Atts	No Name
45	106	Total Team
11	29	14 DIAZ Edward (OP)
9	22	1 AVILA Domingo (OH)
7	43	Total Team
5	8	14 DIAZ Edward (OP)
1	3	8 GONZALEZ Jose Miguel
1	87	Total Team
1	8	2 URENA Donald (OH)
33		Total Team
86	236	Total Team

16	47	14 DIAZ Edward (OP)
----	----	---------------------

Excellent	Total Atts	No Name
27	82	Total Team
11	15	1 AVILA Domingo (OH)
7	18	3 VALENZUELA Max (L)
15	117	Total Team
15	84	12 GUERRA Eduardo (S)
41	88	Total Team
17	35	1 AVILA Domingo (OH)
17	37	3 VALENZUELA Max (L)

■ Starting line-up Pts = Points scored [nn] = Captain
□ Substitute Atts = Attempts L = Libero
Opp = Opponent

Scoring Skills
Spike
Block
Serve
Opp. error
Total

Best Scorer

Non scoring Skills
Dig
Set
Reception
Success - Faults
Attempts

Won Pts	Total Atts	No Name
53	115	Total Team
16	41	12 BLAKE Simon (OH)
14	31	11 STEWART Ryan (OP)
13	66	Total Team
4	16	14 HONORE Marc (MB)
3	12	5 BUSHE Akim (MB)
5	100	Total Team
2	14	12 BLAKE Simon (OH)
1	17	4 TASH Nolan (OH)
30		Total Team
101	281	Total Team

19	60	12 BLAKE Simon (OH)
----	----	---------------------

Excellent	Total Atts	No Name
32	57	Total Team
11	14	3 MAHADEO Ryan (L)
7	12	8 ALI Saleem (S)
20	112	Total Team
19	89	8 ALI Saleem (S)
38	79	Total Team
26	41	3 MAHADEO Ryan (L)

Name game jury president:

Signature:



Men's World Championship Qual.- Group Q Finals (Places 1-2)

Match: 8 **Date:** 5/19/2014 **Spectators:** 1,100
City: Mississauga, ON
Hall: Hershey Centre
Match duration: **Start:** 18:00 **End:** 19:09 **Total:** 1:09

Teams	Sets	1	2	3	4	5	Total
CAN	3	25	25	25			75
CRC	0	14	15	16			45
Set duration		0:22	0:19	0:22			1:03

Referees: DURAN, Maria (MEX) & CUMMINGS, Leighton (JAM)

CAN • CANADA		1	2	3	4	5	Pts
2	PERRIN John Gordon (OH)	■	■	■			13
3	L LEWIS Daniel (L)	L	L	L			
4	DEROCCO Jason (OH)						
6	DUFF Justin (MB)	■	■	■			8
7	SOONIAS Dallas (OP)	■	■	■			13
8	SIMAC Adam (MB)						
9	SCHNEIDER Dustin (S)	■	■	■			2
10	VAN LANKVELT Toontje (OH)						
12	SCHMITT Gavin (OP)						
15	WINTERS Frederic (OH)	■	■	■			12
17	VIGRASS Graham (MB)	■	■	■			7
20	MCGOVERN Ciaran (S)			□			

Coach: Hoag, Glenn (CAN)
Assistant: Pichette, Vincent (CAN)

CRC • COSTA RICA		1	2	3	4	5	Pts
1	QUESADA PRIETO Carlos (S)	■	□	□			1
2	CRUZ ROMERO Arturo (MB)	■					1
3	L ACUÑA CAMPOS Jose Pablo (L)	L	L	L			
4	BLANCO SEGNINI Alberto (OH)	■	■	■			5
5	CAMPBELL SAWYERS Jody (MB)	■	■	■			2
7	ARAYA URBINA Esteban (OP)	■	□				4
8	VARGAS HERRERA Richy (OH)	□		□			
9	GOMEZ LOPEZ Cesar (OP)	□	■	■			4
10	ALVAREZ LOPEZ Javier (MB)	■	■	■			2
11	SMITH HALL Richard (OH)	■	■	■			5
12	ARAYA URBINA Andres (S)	□	■	■			
13	RODRIGUEZ NARANJO Hugo (MB)		■				

Coach: Cesar SALAS (CRC)
Assistant: Alvaro FONSECA (CRC)

TEAMS AND PLAYERS PERFORMANCES

Won Pts	Total Atts	No Name
44	62	Total Team
13	14	2 PERRIN John Gordon (OH)
12	19	7 SOONIAS Dallas (OP)
8	28	Total Team
3	8	15 WINTERS Frederic (OH)
2	5	6 DUFF Justin (MB)
3	74	Total Team
1	13	6 DUFF Justin (MB)
1	16	9 SCHNEIDER Dustin (S)
20		Total Team
75	164	Total Team

13	30	2 PERRIN John Gordon (OH)
----	----	---------------------------

Excellent	Total Atts	No Name
24	48	Total Team
6	9	15 WINTERS Frederic (OH)
6	9	3 LEWIS Daniel (L)
28	62	Total Team
28	58	9 SCHNEIDER Dustin (S)
23	36	Total Team
13	17	3 LEWIS Daniel (L)
6	10	2 PERRIN John Gordon (OH)

■ Starting line-up Pts = Points scored [nn] = Captain
□ Substitute Atts = Attempts L = Libero
Opp = Opponent

Scoring Skills	Won Pts	Total Atts	No Name
Spike	22	68	Total Team
	5	16	11 SMITH HALL Richard (OH)
	4	11	9 GOMEZ LOPEZ Cesar (OP)
Block	1	18	Total Team
	1	4	4 BLANCO SEGNINI Alberto
Serve	1	46	Total Team
	1	5	10 ALVAREZ LOPEZ Javier
Opp. error	21		Total Team
Total	45	132	Total Team

Best Scorer	5	22	4 BLANCO SEGNINI Alberto
--------------------	---	----	--------------------------

Non scoring Skills	Excellent	Total Atts	No Name
Dig	11	63	Total Team
	5	11	3 ACUÑA CAMPOS Jose
	2	8	4 BLANCO SEGNINI Alberto
Set	10	69	Total Team
	5	30	1 QUESADA PRIETO Carlos
Reception	29	59	Total Team
Success - Faults	18	31	11 SMITH HALL Richard (OH)
# Attempts	9	18	3 ACUÑA CAMPOS Jose





Best Spikers

Limit: 15.00%

Rk	Team	Spikes	Faults	Shots	Total Attempts	Succ. %
1	CAN CANADA	152	24	56	232	65.52
2	TRI TRINIDAD AND TOBAGO	179	82	140	401	44.64
3	PAN PANAMA	167	86	173	426	39.20
4	CRC COSTA RICA	134	75	162	371	36.12
Total Tournament		632	267	531	1,430	44.20




Best Blockers

Rk	Team	Kill Blocks	Faults	Rebounds	Total Attempts	Avg. by set
1	TRI TRINIDAD AND TOBAGO	40	85	92	217	2.50
2	CAN CANADA	29	35	49	113	2.42
3	PAN PANAMA	30	59	89	178	2.00
4	CRC COSTA RICA	24	46	79	149	1.60
Total Tournament		123	225	309	657	4.24



Best Servers

Rk	Team	Aces	Faults	Serve Hits	Total Attempts	Avg. by set
1	CAN CANADA	23	60	211	294	1.92
2	CRC COSTA RICA	18	57	211	286	1.20
3	TRI TRINIDAD AND TOBAGO	14	56	274	344	0.88
4	PAN PANAMA	10	26	288	324	0.67
Total Tournament		65	199	984	1,248	2.24



Best Diggers

Rk	Team	Digs	Faults	Receptions	Total Attempts	Avg. by set
1	CAN CANADA	87	52	22	161	7.25
2	PAN PANAMA	106	154	70	330	7.07
3	TRI TRINIDAD AND TOBAGO	98	107	46	251	6.13
4	CRC COSTA RICA	81	134	78	293	5.40
Total Tournament		372	447	216	1,035	12.83



Best Setters

Rk	Team	Running Sets	Faults	Still Sets	Total Attempts	Avg. by set
1	CAN CANADA	101	4	129	234	8.42
2	TRI TRINIDAD AND TOBAGO	81	12	308	401	5.06
3	CRC COSTA RICA	65	10	293	368	4.33
4	PAN PANAMA	64	17	341	422	4.27
Total Tournament		311	43	1,071	1,425	10.72



Best Receivers

Limit: 25.00%

Rk	Team	Excellents	Faults	Serve Receptions	Total Attempts	Eff. %
1	CAN CANADA	111	4	29	144	74.31
2	PAN PANAMA	177	22	111	310	50.00
3	CRC COSTA RICA	154	23	109	286	45.80
4	TRI TRINIDAD AND TOBAGO	157	20	134	311	44.05
Total Tournament		599	69	383	1,051	50.43



Canada's Men and Women Earn Their Spots to Compete at the Worlds

May 19, 2014, Mississauga, ON, CAN: Both the men's and women's national volleyball teams won their respective qualifiers today and have booked their tickets to the 2014 FIVB World Championships.

In the gold medal matches, the Canadian men dashed Costa Rica's hopes today; while the women overcame the Mexicans. It was the first time that both the Canadian men and women were able to qualify on home soil.

For the men, it was NORCECA's third-round of Men's World Championship Qualification (Pool Q) tournament and Canada defeated the smaller Costa Ricans in three sets: 25-14, 25-15, 25-16.

Dallas Soonias and Gord Perrin led scoring for Canada with 13 each, followed by captain Fred Winters with 12. Canada kept Costa Rica's top scorer Richard Smith Hall in check and he only managed five points today, and Alberto Blanco Segnini also contributed five.

Canada's coach, Glenn Hoag, was happy to have a successful outcome, and is looking ahead to World League in Calgary that opens on May 31 against Finland.

"We came here to qualify for the Worlds and we did that," said Hoag. "We have a lot to work on because the guys have just come together after the pro season. Our next opponents (Finland at World League) will be much harder. We needed to go through this process, and now we've got our ticket to Poland." Canada is ranked 11th in the World. The men's Worlds will be held in Poland in the fall.

"It's a good opportunity to showcase where we are at right now, and prepare for World League," said Canadian libero Dan Lewis, who was named tournament MVP.

Also today, Canada's women's national team also won gold in their event - the third round of NORCECA Women's World Championship Qualification (Group S) . This gives the Canadians a spot at the World Championships in Italy Sept. 23 to Oct. 12, 2014.

The home-crowd favourites beat Mexico in three sets – 25-16, 25-19, 25-17. Kyla Richey of Roberts Creek, BC, led Canada with 14 points (12 attacks, and two blocks). Tabitha Love of Dauphin, Manitoba, added 12 to Canada's total.

"We put in so much effort, and we haven't had much time together because we've all just come back from our pro season," explained Kyla Richey of Roberts Creek, BC. "We worked so hard in the last two and a half weeks we had together. It's so great to have our ticket to Italy. We're back and our level of play was raised."

Andrea Rangel had 12 points for Mexico, and was top scorer for this tournament.

On the men's side, the bronze medal went to Trinidad. It took four sets (19-25, 28-26, 20-25, 19-25) to finish off Panama this afternoon.

“I feel like today we played a lot more collective as a team and as a unit. We served, passed, and blocked more consistently,” said Nolan Tash, Trinidad’s captain. “We had a much more consistent game and the results showed on the court. Panama is no team to underestimate because they play straight from start to end, they never give up, and they have a lot of resilience.”

In the women’s bronze medal match, it took three sets (25-13, 25-10, 25-11) to relegate the US Virgin Islands to fourth place. Simone Asque led Jamaica with 17 points, and Tahleia Bishop contributed 13.

“We were disappointed to not be in the final, but we still came here today to win. We have learned a lot playing teams like Canada,” said Ortnel Findlay, Jamaica’s coach. “It has been a good experience. There was a lot of teamwork on the court today, and I’m pleased with the outcome.”

Overall, the event was a success for Canada and served as a test event for the Pan Am Games in 2015.

“We are happy to have Canada qualify on home soil, which is historic, but we know we have a busy season ahead for both teams and a lot of work to do,” said Julien Boucher, High Performance Director for indoor programs.

On May 31 in Calgary, Canada kicks off its World League campaign.