


**Match:** 7    **Date:** 5/19/2014    **Spectators:** 445  
**City:** Mississauga, ON  
**Hall:** Hershey Centre  
**Match duration:** Start: 14:00 End: 15:47 Total: 1:47

| Teams               | Sets     | 1    | 2    | 3    | 4    | 5 | Total |
|---------------------|----------|------|------|------|------|---|-------|
| <b>PAN</b>          | <b>1</b> | 19   | 28   | 20   | 19   |   | 86    |
| <b>TRI</b>          | <b>3</b> | 25   | 26   | 25   | 25   |   | 101   |
| <b>Set duration</b> |          | 0:20 | 0:30 | 0:25 | 0:23 |   | 1:38  |




### PAN • PANAMA



**Spike**

Succ. %  
Limit: 15.00%

| Rk                | No | Name                      | Spikes | Faults | Shots | Total Attempts | Note  |
|-------------------|----|---------------------------|--------|--------|-------|----------------|-------|
| 1                 | 1  | AVILA Domingo (OH)        | 9      | 4      | 9     | 22             | 40.91 |
| 2                 | 14 | DIAZ Edward (OP)          | 11     | 7      | 11    | 29             | 37.93 |
| -                 | 2  | URENA Donaldo (OH)        | 4      | 7      | 4     | 15             |       |
| -                 | 10 | CUERO Ruben (MB)          | 7      | 2      | 3     | 12             |       |
| -                 | 6  | ZUNIGA Carlos (MB)        | 8      | -      | 3     | 11             |       |
| -                 | 5  | BROWN Ricardo (OP)        | 4      | -      | 3     | 7              |       |
| -                 | 11 | MARSHALL Oswald (MB)      | 1      | 3      | 3     | 7              |       |
| -                 | 12 | GUERRA Eduardo (S)        | 1      | -      | 1     | 2              |       |
| -                 | 3  | VALENZUELA Max (L)        | -      | -      | -     | -              |       |
| -                 | 8  | GONZALEZ Jose Miguel (OH) | -      | -      | -     | -              |       |
| -                 | 9  | CALDERON Gabriel (OH)     | -      | -      | -     | -              |       |
| -                 | 13 | HERAZO Victor (S)         | -      | -      | -     | -              |       |
| <b>Others</b>     |    |                           | -      | 1      | -     | 1              |       |
| <b>Total Team</b> |    |                           | 45     | 24     | 37    | 106            | 42.45 |



**Block**

Avg. by set


| Rk                | No | Name                      | Kill Blocks | Faults | Rebounds | Total Attempts | Note |
|-------------------|----|---------------------------|-------------|--------|----------|----------------|------|
| 1                 | 14 | DIAZ Edward (OP)          | 5           | 3      | -        | 8              | 1.25 |
| 2                 | 8  | GONZALEZ Jose Miguel (OH) | 1           | -      | 2        | 3              | 0.25 |
| 2                 | 10 | CUERO Ruben (MB)          | 1           | 5      | 4        | 10             | 0.25 |
| -                 | 2  | URENA Donaldo (OH)        | -           | -      | 3        | 3              |      |
| -                 | 3  | VALENZUELA Max (L)        | -           | -      | -        | -              |      |
| -                 | 9  | CALDERON Gabriel (OH)     | -           | -      | -        | -              |      |
| -                 | 13 | HERAZO Victor (S)         | -           | -      | -        | -              |      |
| -                 | 6  | ZUNIGA Carlos (MB)        | -           | 3      | 6        | 9              |      |
| -                 | 5  | BROWN Ricardo (OP)        | -           | 1      | 1        | 2              |      |
| -                 | 12 | GUERRA Eduardo (S)        | -           | 1      | 1        | 2              |      |
| -                 | 1  | AVILA Domingo (OH)        | -           | 3      | 2        | 5              |      |
| -                 | 11 | MARSHALL Oswald (MB)      | -           | 1      | -        | 1              |      |
| <b>Others</b>     |    |                           | -           | -      | -        | -              |      |
| <b>Total Team</b> |    |                           | 7           | 17     | 19       | 43             | 1.75 |

**Match:** 7    **Date:** 5/19/2014    **Spectators:** 445  
**City:** Mississauga, ON  
**Hall:** Hershey Centre  
**Match duration:** **Start:** 14:00    **End:** 15:47    **Total:** 1:47

| Teams               | Sets     | 1    | 2    | 3    | 4    | 5 | Total |
|---------------------|----------|------|------|------|------|---|-------|
| <b>PAN</b>          | <b>1</b> | 19   | 28   | 20   | 19   |   | 86    |
| <b>TRI</b>          | <b>3</b> | 25   | 26   | 25   | 25   |   | 101   |
| <b>Set duration</b> |          | 0:20 | 0:30 | 0:25 | 0:23 |   | 1:38  |




### PAN • PANAMA

|  |  | Rk | No | Name                      | Aces | Faults | Serve Hits | Total Attempts | Note |
|--|--|----|----|---------------------------|------|--------|------------|----------------|------|
|  |  | 1  | 2  | URENA Donaldo (OH)        | 1    | 2      | 5          | 8              | 0.25 |
|  |  | -  | 3  | VALENZUELA Max (L)        | -    | -      | -          | -              | -    |
|  |  | -  | 6  | ZUNIGA Carlos (MB)        | -    | -      | 10         | 10             | -    |
|  |  | -  | 8  | GONZALEZ Jose Miguel (OH) | -    | -      | -          | -              | -    |
|  |  | -  | 9  | CALDERON Gabriel (OH)     | -    | -      | -          | -              | -    |
|  |  | -  | 13 | HERAZO Victor (S)         | -    | -      | 4          | 4              | -    |
|  |  | -  | 14 | DIAZ Edward (OP)          | -    | -      | 10         | 10             | -    |
|  |  | -  | 12 | GUERRA Eduardo (S)        | -    | 1      | 17         | 18             | -    |
|  |  | -  | 1  | AVILA Domingo (OH)        | -    | 1      | 16         | 17             | -    |
|  |  | -  | 10 | CUERO Ruben (MB)          | -    | 1      | 11         | 12             | -    |
|  |  | -  | 11 | MARSHALL Oswald (MB)      | -    | 1      | 4          | 5              | -    |
|  |  | -  | 5  | BROWN Ricardo (OP)        | -    | 2      | 1          | 3              | -    |
| <b>Others</b>  |  |    |    |                           | -    | -      | -          | -              | -    |
| <b>Total Team</b>  |  |    |    |                           | 1    | 8      | 78         | 87             | 0.25 |

Avg. by set

| Team | Opponent errors & Team faults | Aces | Faults | Serve Hits | Total Attempts | Note |
|------|-------------------------------|------|--------|------------|----------------|------|
|      | Opponent errors & Team faults | 33   | -      |            | 33             |      |

|  |  | Rk | No | Name                      | Digs | Faults | Receptions | Total Attempts | Note |
|--|--|----|----|---------------------------|------|--------|------------|----------------|------|
|  |  | 1  | 1  | AVILA Domingo (OH)        | 11   | 4      | -          | 15             | 2.75 |
|  |  | 2  | 3  | VALENZUELA Max (L)        | 7    | 4      | 7          | 18             | 1.75 |
|  |  | 3  | 12 | GUERRA Eduardo (S)        | 4    | 3      | 2          | 9              | 1.00 |
|  |  | 4  | 11 | MARSHALL Oswald (MB)      | 2    | 1      | -          | 3              | 0.50 |
|  |  | 4  | 14 | DIAZ Edward (OP)          | 2    | 3      | 4          | 9              | 0.50 |
|  |  | 6  | 2  | URENA Donaldo (OH)        | 1    | 3      | -          | 4              | 0.25 |
|  |  | -  | 6  | ZUNIGA Carlos (MB)        | -    | -      | -          | -              | -    |
|  |  | -  | 8  | GONZALEZ Jose Miguel (OH) | -    | -      | -          | -              | -    |
|  |  | -  | 9  | CALDERON Gabriel (OH)     | -    | -      | -          | -              | -    |
|  |  | -  | 13 | HERAZO Victor (S)         | -    | -      | -          | -              | -    |
|  |  | -  | 5  | BROWN Ricardo (OP)        | -    | 1      | 1          | 2              | -    |
|  |  | -  | 10 | CUERO Ruben (MB)          | -    | 1      | 1          | 2              | -    |
| <b>Others</b>  |  |    |    |                           | -    | 20     | -          | 20             | -    |
| <b>Total Team</b>  |  |    |    |                           | 27   | 40     | 15         | 82             | 6.75 |


Avg. by set

**Match:** 7    **Date:** 5/19/2014    **Spectators:** 445  
**City:** Mississauga, ON  
**Hall:** Hershey Centre  
**Match duration:** Start: 14:00 End: 15:47 Total: 1:47

| Teams               | Sets     | 1    | 2    | 3    | 4    | 5 | Total |
|---------------------|----------|------|------|------|------|---|-------|
| <b>PAN</b>          | <b>1</b> | 19   | 28   | 20   | 19   |   | 86    |
| <b>TRI</b>          | <b>3</b> | 25   | 26   | 25   | 25   |   | 101   |
| <b>Set duration</b> |          | 0:20 | 0:30 | 0:25 | 0:23 |   | 1:38  |




### PAN • PANAMA



**Set**

Avg. by set

| Rk                | No | Name                      | Running Sets | Faults | Still Sets | Total Attempts | Note |
|-------------------|----|---------------------------|--------------|--------|------------|----------------|------|
| 1                 | 12 | GUERRA Eduardo (S)        | 15           | 4      | 65         | 84             | 3.75 |
| -                 | 1  | AVILA Domingo (OH)        | -            | -      | 2          | 2              |      |
| -                 | 2  | URENA Donaldo (OH)        | -            | -      | 1          | 1              |      |
| -                 | 5  | BROWN Ricardo (OP)        | -            | -      | 3          | 3              |      |
| -                 | 8  | GONZALEZ Jose Miguel (OH) | -            | -      | -          | -              |      |
| -                 | 9  | CALDERON Gabriel (OH)     | -            | -      | -          | -              |      |
| -                 | 10 | CUERO Ruben (MB)          | -            | -      | 2          | 2              |      |
| -                 | 13 | HERAZO Victor (S)         | -            | -      | 9          | 9              |      |
| -                 | 14 | DIAZ Edward (OP)          | -            | -      | 5          | 5              |      |
| -                 | 3  | VALENZUELA Max (L)        | -            | 1      | 6          | 7              |      |
| -                 | 6  | ZUNIGA Carlos (MB)        | -            | 1      | 2          | 3              |      |
| -                 | 11 | MARSHALL Oswald (MB)      | -            | 1      | -          | 1              |      |
| <b>Others</b>     |    |                           | -            | -      | -          | -              |      |
| <b>Total Team</b> |    |                           | 15           | 7      | 95         | 117            | 3.75 |



**Reception**

Eff. %  
Limit: 25.00%

| Rk                | No | Name                      | Excellents | Faults | Serve Receptions | Total Attempts | Note  |
|-------------------|----|---------------------------|------------|--------|------------------|----------------|-------|
| 1                 | 1  | AVILA Domingo (OH)        | 17         | -      | 18               | 35             | 48.57 |
| 2                 | 3  | VALENZUELA Max (L)        | 17         | 2      | 18               | 37             | 40.54 |
| -                 | 5  | BROWN Ricardo (OP)        | 5          | 1      | 1                | 7              |       |
| -                 | 11 | MARSHALL Oswald (MB)      | 1          | 1      | 3                | 5              |       |
| -                 | 2  | URENA Donaldo (OH)        | 1          | -      | 1                | 2              |       |
| -                 | 14 | DIAZ Edward (OP)          | -          | -      | 1                | 1              |       |
| -                 | 6  | ZUNIGA Carlos (MB)        | -          | -      | -                | -              |       |
| -                 | 8  | GONZALEZ Jose Miguel (OH) | -          | -      | -                | -              |       |
| -                 | 9  | CALDERON Gabriel (OH)     | -          | -      | -                | -              |       |
| -                 | 10 | CUERO Ruben (MB)          | -          | -      | -                | -              |       |
| -                 | 12 | GUERRA Eduardo (S)        | -          | -      | -                | -              |       |
| -                 | 13 | HERAZO Victor (S)         | -          | -      | -                | -              |       |
| <b>Others</b>     |    |                           | -          | 1      | -                | 1              |       |
| <b>Total Team</b> |    |                           | 41         | 5      | 42               | 88             | 40.91 |




**Match:** 7    **Date:** 5/19/2014    **Spectators:** 445  
**City:** Mississauga, ON  
**Hall:** Hershey Centre  
**Match duration:** Start: 14:00 End: 15:47 Total: 1:47

| Teams               | Sets     | 1    | 2    | 3    | 4    | 5 | Total |
|---------------------|----------|------|------|------|------|---|-------|
| <b>PAN</b>          | <b>1</b> | 19   | 28   | 20   | 19   |   | 86    |
| <b>TRI</b>          | <b>3</b> | 25   | 26   | 25   | 25   |   | 101   |
| <b>Set duration</b> |          | 0:20 | 0:30 | 0:25 | 0:23 |   | 1:38  |




## TRI • TRINIDAD AND TOBAGO



**Spike**

Succ. %  
Limit: 15.00%

| Rk                | No | Name                 | Spikes | Faults | Shots | Total Attempts | Note  |
|-------------------|----|----------------------|--------|--------|-------|----------------|-------|
| 1                 | 11 | STEWART Ryan (OP)    | 14     | 7      | 10    | 31             | 45.16 |
| 2                 | 12 | BLAKE Simon (OH)     | 16     | 9      | 16    | 41             | 39.02 |
| -                 | 4  | TASH Nolan (OH)      | 6      | 5      | 6     | 17             |       |
| -                 | 14 | HONORE Marc (MB)     | 9      | 1      | 5     | 15             |       |
| -                 | 5  | BUSHE Akim (MB)      | 7      | -      | 2     | 9              |       |
| -                 | 8  | ALI Saleem (S)       | 1      | -      | 1     | 2              |       |
| -                 | 2  | NIMROD Kevin (MB)    | -      | -      | -     | -              |       |
| -                 | 3  | MAHADEO Ryan (L)     | -      | -      | -     | -              |       |
| -                 | 6  | David Darnell (OH)   | -      | -      | -     | -              |       |
| -                 | 7  | MORRISON Sean (OH)   | -      | -      | -     | -              |       |
| -                 | 9  | Williams Daneil (OP) | -      | -      | -     | -              |       |
| -                 | 15 | MOHAMMED JOSHUA (S)  | -      | -      | -     | -              |       |
| <b>Others</b>     |    |                      | -      | -      | -     | -              |       |
| <b>Total Team</b> |    |                      | 53     | 22     | 40    | 115            | 46.09 |



**Block**

Avg. by set


| Rk                | No | Name                 | Kill Blocks | Faults | Rebounds | Total Attempts | Note |
|-------------------|----|----------------------|-------------|--------|----------|----------------|------|
| 1                 | 14 | HONORE Marc (MB)     | 4           | 6      | 6        | 16             | 1.00 |
| 2                 | 5  | BUSHE Akim (MB)      | 3           | 4      | 5        | 12             | 0.75 |
| 2                 | 11 | STEWART Ryan (OP)    | 3           | 10     | 4        | 17             | 0.75 |
| 4                 | 12 | BLAKE Simon (OH)     | 1           | 1      | 3        | 5              | 0.25 |
| 4                 | 4  | TASH Nolan (OH)      | 1           | 4      | 2        | 7              | 0.25 |
| 4                 | 8  | ALI Saleem (S)       | 1           | 3      | 1        | 5              | 0.25 |
| -                 | 2  | NIMROD Kevin (MB)    | -           | -      | -        | -              |      |
| -                 | 3  | MAHADEO Ryan (L)     | -           | -      | -        | -              |      |
| -                 | 6  | David Darnell (OH)   | -           | -      | -        | -              |      |
| -                 | 7  | MORRISON Sean (OH)   | -           | -      | -        | -              |      |
| -                 | 15 | MOHAMMED JOSHUA (S)  | -           | -      | 1        | 1              |      |
| -                 | 9  | Williams Daneil (OP) | -           | 1      | -        | 1              |      |
| <b>Others</b>     |    |                      | -           | 2      | -        | 2              |      |
| <b>Total Team</b> |    |                      | 13          | 31     | 22       | 66             | 3.25 |

**Match:** 7    **Date:** 5/19/2014    **Spectators:** 445  
**City:** Mississauga, ON  
**Hall:** Hershey Centre  
**Match duration:** Start: 14:00 End: 15:47 Total: 1:47

| Teams               | Sets     | 1    | 2    | 3    | 4    | 5 | Total |
|---------------------|----------|------|------|------|------|---|-------|
| <b>PAN</b>          | <b>1</b> | 19   | 28   | 20   | 19   |   | 86    |
| <b>TRI</b>          | <b>3</b> | 25   | 26   | 25   | 25   |   | 101   |
| <b>Set duration</b> |          | 0:20 | 0:30 | 0:25 | 0:23 |   | 1:38  |



### TRI • TRINIDAD AND TOBAGO




**Serve**

Avg. by set

| Rk                | No | Name                 | Aces | Faults | Serve Hits | Total Attempts | Note |
|-------------------|----|----------------------|------|--------|------------|----------------|------|
| 1                 | 12 | BLAKE Simon (OH)     | 2    | 3      | 9          | 14             | 0.50 |
| 2                 | 4  | TASH Nolan (OH)      | 1    | 1      | 15         | 17             | 0.25 |
| 2                 | 8  | ALI Saleem (S)       | 1    | 2      | 21         | 24             | 0.25 |
| 2                 | 5  | BUSHE Akim (MB)      | 1    | 1      | 8          | 10             | 0.25 |
| -                 | 2  | NIMROD Kevin (MB)    | -    | -      | -          | -              |      |
| -                 | 3  | MAHADEO Ryan (L)     | -    | -      | -          | -              |      |
| -                 | 6  | David Darnell (OH)   | -    | -      | 1          | 1              |      |
| -                 | 7  | MORRISON Sean (OH)   | -    | -      | -          | -              |      |
| -                 | 9  | Williams Daneil (OP) | -    | -      | -          | -              |      |
| -                 | 15 | MOHAMMED JOSHUA (S)  | -    | -      | 6          | 6              |      |
| -                 | 14 | HONORE Marc (MB)     | -    | 2      | 11         | 13             |      |
| -                 | 11 | STEWART Ryan (OP)    | -    | 3      | 12         | 15             |      |
| <b>Others</b>     |    |                      | -    | -      | -          | -              |      |
| <b>Total Team</b> |    |                      | 5    | 12     | 83         | 100            | 1.25 |

**Team**

|                               |    |   |  |    |  |
|-------------------------------|----|---|--|----|--|
| Opponent errors & Team faults | 30 | - |  | 30 |  |
|-------------------------------|----|---|--|----|--|



**Dig**

Avg. by set

| Rk                | No | Name                 | Digs | Faults | Receptions | Total Attempts | Note |
|-------------------|----|----------------------|------|--------|------------|----------------|------|
| 1                 | 3  | MAHADEO Ryan (L)     | 11   | 2      | 1          | 14             | 2.75 |
| 2                 | 8  | ALI Saleem (S)       | 7    | 3      | 2          | 12             | 1.75 |
| 3                 | 12 | BLAKE Simon (OH)     | 4    | -      | 1          | 5              | 1.00 |
| 4                 | 14 | HONORE Marc (MB)     | 3    | -      | -          | 3              | 0.75 |
| 5                 | 15 | MOHAMMED JOSHUA (S)  | 2    | -      | -          | 2              | 0.50 |
| 5                 | 4  | TASH Nolan (OH)      | 2    | 2      | 2          | 6              | 0.50 |
| 5                 | 11 | STEWART Ryan (OP)    | 2    | 2      | -          | 4              | 0.50 |
| 8                 | 5  | BUSHE Akim (MB)      | 1    | 2      | -          | 3              | 0.25 |
| -                 | 2  | NIMROD Kevin (MB)    | -    | -      | -          | -              |      |
| -                 | 6  | David Darnell (OH)   | -    | -      | -          | -              |      |
| -                 | 7  | MORRISON Sean (OH)   | -    | -      | -          | -              |      |
| -                 | 9  | Williams Daneil (OP) | -    | -      | -          | -              |      |
| <b>Others</b>     |    |                      | -    | 8      | -          | 8              |      |
| <b>Total Team</b> |    |                      | 32   | 19     | 6          | 57             | 8.00 |




**Match:** 7    **Date:** 5/19/2014    **Spectators:** 445  
**City:** Mississauga, ON  
**Hall:** Hershey Centre  
**Match duration:** Start: 14:00 End: 15:47 Total: 1:47

| Teams               | Sets     | 1    | 2    | 3    | 4    | 5 | Total |
|---------------------|----------|------|------|------|------|---|-------|
| <b>PAN</b>          | <b>1</b> | 19   | 28   | 20   | 19   |   | 86    |
| <b>TRI</b>          | <b>3</b> | 25   | 26   | 25   | 25   |   | 101   |
| <b>Set duration</b> |          | 0:20 | 0:30 | 0:25 | 0:23 |   | 1:38  |




## TRI • TRINIDAD AND TOBAGO



**Set**

Avg. by set

| Rk                | No | Name                 | Running Sets | Faults | Still Sets | Total Attempts | Note |
|-------------------|----|----------------------|--------------|--------|------------|----------------|------|
| 1                 | 8  | ALI Saleem (S)       | 19           | 1      | 69         | 89             | 4.75 |
| 2                 | 4  | TASH Nolan (OH)      | 1            | -      | 5          | 6              | 0.25 |
| -                 | 2  | NIMROD Kevin (MB)    | -            | -      | -          | -              |      |
| -                 | 3  | MAHADEO Ryan (L)     | -            | -      | 5          | 5              |      |
| -                 | 5  | BUSHE Akim (MB)      | -            | -      | 2          | 2              |      |
| -                 | 6  | David Darnell (OH)   | -            | -      | -          | -              |      |
| -                 | 7  | MORRISON Sean (OH)   | -            | -      | -          | -              |      |
| -                 | 9  | Williams Daneil (OP) | -            | -      | -          | -              |      |
| -                 | 11 | STEWART Ryan (OP)    | -            | -      | 3          | 3              |      |
| -                 | 12 | BLAKE Simon (OH)     | -            | -      | 1          | 1              |      |
| -                 | 14 | HONORE Marc (MB)     | -            | -      | 4          | 4              |      |
| -                 | 15 | MOHAMMED JOSHUA (S)  | -            | -      | 2          | 2              |      |
| <b>Others</b>     |    |                      | -            | -      | -          | -              |      |
| <b>Total Team</b> |    |                      | 20           | 1      | 91         | 112            | 5.00 |



**Reception**

Eff. %  
Limit: 25.00%

| Rk                | No | Name                 | Excellents | Faults | Serve Receptions | Total Attempts | Note  |
|-------------------|----|----------------------|------------|--------|------------------|----------------|-------|
| 1                 | 3  | MAHADEO Ryan (L)     | 26         | 1      | 14               | 41             | 60.98 |
| -                 | 12 | BLAKE Simon (OH)     | 3          | -      | 15               | 18             |       |
| -                 | 4  | TASH Nolan (OH)      | 6          | -      | 4                | 10             |       |
| -                 | 15 | MOHAMMED JOSHUA (S)  | 3          | -      | 5                | 8              |       |
| -                 | 5  | BUSHE Akim (MB)      | -          | -      | 1                | 1              |       |
| -                 | 6  | David Darnell (OH)   | -          | -      | 1                | 1              |       |
| -                 | 2  | NIMROD Kevin (MB)    | -          | -      | -                | -              |       |
| -                 | 7  | MORRISON Sean (OH)   | -          | -      | -                | -              |       |
| -                 | 8  | ALI Saleem (S)       | -          | -      | -                | -              |       |
| -                 | 9  | Williams Daneil (OP) | -          | -      | -                | -              |       |
| -                 | 11 | STEWART Ryan (OP)    | -          | -      | -                | -              |       |
| -                 | 14 | HONORE Marc (MB)     | -          | -      | -                | -              |       |
| <b>Others</b>     |    |                      | -          | -      | -                | -              |       |
| <b>Total Team</b> |    |                      | 38         | 1      | 40               | 79             | 46.84 |