


**Match:** 7    **Date:** 5/19/2014    **Spectators:** 556  
**City:** Mississauga, ON  
**Hall:** Hershey Centre  
**Match duration:** Start: 16:20 End: 17:20 Total: 1:00

| Teams               | Sets     | 1    | 2    | 3    | 4 | 5 | Total |
|---------------------|----------|------|------|------|---|---|-------|
| <b>JAM</b>          | <b>3</b> | 25   | 25   | 25   |   |   | 75    |
| <b>ISV</b>          | <b>0</b> | 13   | 10   | 11   |   |   | 34    |
| <b>Set duration</b> |          | 0:19 | 0:18 | 0:17 |   |   | 0:54  |




### JAM • Jamaica



**Spike**

Succ. %  
Limit: 15.00%

| Rk                | No | Name                     | Spikes | Faults | Shots | Total Attempts | Note  |
|-------------------|----|--------------------------|--------|--------|-------|----------------|-------|
| 1                 | 11 | ASQUE Simone (OH)        | 15     | 2      | 16    | 33             | 45.45 |
| 2                 | 7  | BISHOP Tahleia (OH)      | 8      | 2      | 8     | 18             | 44.44 |
| -                 | 5  | ASQUE Gillian (OP)       | 6      | -      | 7     | 13             |       |
| -                 | 2  | BROWN Lecia (MB)         | 2      | 1      | 6     | 9              |       |
| -                 | 10 | WALLEN Sasha-Lee (MB)    | 1      | -      | 5     | 6              |       |
| -                 | 3  | HAMILTON Shedeiky (OP)   | 4      | 1      | 1     | 6              |       |
| -                 | 4  | DWYER Kamille (S)        | -      | -      | 1     | 1              |       |
| -                 | 12 | RICHARDS Tasha-Gaye (MB) | 1      | -      | -     | 1              |       |
| -                 | 6  | LAKMAN Brianna (MB)      | -      | -      | -     | -              |       |
| -                 | 8  | WRIGHT Kai (L)           | -      | -      | -     | -              |       |
| -                 | 9  | SMITH Petal (S)          | -      | -      | -     | -              |       |
| -                 | 13 | CLARKE Tiffany (OH)      | -      | -      | -     | -              |       |
| <b>Others</b>     |    |                          | -      | -      | -     | -              |       |
| <b>Total Team</b> |    |                          | 37     | 6      | 44    | 87             | 42.53 |



**Block**

Avg. by set

| Rk                | No | Name                     | Kill Blocks | Faults | Rebounds | Total Attempts | Note |
|-------------------|----|--------------------------|-------------|--------|----------|----------------|------|
| 1                 | 2  | BROWN Lecia (MB)         | 3           | -      | 7        | 10             | 1.00 |
| 2                 | 5  | ASQUE Gillian (OP)       | 1           | -      | -        | 1              | 0.33 |
| 2                 | 7  | BISHOP Tahleia (OH)      | 1           | -      | 3        | 4              | 0.33 |
| 2                 | 3  | HAMILTON Shedeiky (OP)   | 1           | 1      | 2        | 4              | 0.33 |
| -                 | 6  | LAKMAN Brianna (MB)      | -           | -      | -        | -              |      |
| -                 | 8  | WRIGHT Kai (L)           | -           | -      | -        | -              |      |
| -                 | 9  | SMITH Petal (S)          | -           | -      | -        | -              |      |
| -                 | 11 | ASQUE Simone (OH)        | -           | -      | 2        | 2              |      |
| -                 | 12 | RICHARDS Tasha-Gaye (MB) | -           | -      | -        | -              |      |
| -                 | 13 | CLARKE Tiffany (OH)      | -           | -      | -        | -              |      |
| -                 | 10 | WALLEN Sasha-Lee (MB)    | -           | 1      | 6        | 7              |      |
| -                 | 4  | DWYER Kamille (S)        | -           | 2      | 1        | 3              |      |
| <b>Others</b>     |    |                          | -           | -      | -        | -              |      |
| <b>Total Team</b> |    |                          | 6           | 4      | 21       | 31             | 2.00 |


**Match:** 7    **Date:** 5/19/2014    **Spectators:** 556  
**City:** Mississauga, ON  
**Hall:** Hershey Centre  
**Match duration:** Start: 16:20 End: 17:20 Total: 1:00

| Teams               | Sets     | 1    | 2    | 3    | 4 | 5 | Total |
|---------------------|----------|------|------|------|---|---|-------|
| <b>JAM</b>          | <b>3</b> | 25   | 25   | 25   |   |   | 75    |
| <b>ISV</b>          | <b>0</b> | 13   | 10   | 11   |   |   | 34    |
| <b>Set duration</b> |          | 0:19 | 0:18 | 0:17 |   |   | 0:54  |



### JAM • Jamaica

| Rk                | No | Name                     | Aces | Faults | Serve Hits | Total Attempts | Note |
|-------------------|----|--------------------------|------|--------|------------|----------------|------|
| 1                 | 7  | BISHOP Tahleia (OH)      | 4    | 2      | 14         | 20             | 1.33 |
| 2                 | 5  | ASQUE Gillian (OP)       | 3    | 1      | 9          | 13             | 1.00 |
| 3                 | 11 | ASQUE Simone (OH)        | 2    | -      | 5          | 7              | 0.67 |
| -                 | 2  | BROWN Lecia (MB)         | -    | -      | 9          | 9              |      |
| -                 | 3  | HAMILTON Shedeiky (OP)   | -    | -      | 3          | 3              |      |
| -                 | 4  | DWYER Kamille (S)        | -    | -      | 4          | 4              |      |
| -                 | 6  | LAKMAN Brianna (MB)      | -    | -      | 4          | 4              |      |
| -                 | 8  | WRIGHT Kai (L)           | -    | -      | -          | -              |      |
| -                 | 9  | SMITH Petal (S)          | -    | -      | -          | -              |      |
| -                 | 10 | WALLEN Sasha-Lee (MB)    | -    | -      | 11         | 11             |      |
| -                 | 12 | RICHARDS Tasha-Gaye (MB) | -    | -      | 3          | 3              |      |
| -                 | 13 | CLARKE Tiffany (OH)      | -    | -      | -          | -              |      |
| <b>Others</b>     |    |                          | -    | -      | -          | -              |      |
| <b>Total Team</b> |    |                          | 9    | 3      | 62         | 74             | 3.00 |




**Serve**

Avg. by set

| Team | Opponent errors & Team faults | Aces | Faults | Receptions | Total Attempts | Note |
|------|-------------------------------|------|--------|------------|----------------|------|
|      | Opponent errors & Team faults | 23   | -      |            | 23             |      |

| Rk                | No | Name                     | Digs | Faults | Receptions | Total Attempts | Note |
|-------------------|----|--------------------------|------|--------|------------|----------------|------|
| 1                 | 2  | BROWN Lecia (MB)         | 5    | 1      | 7          | 13             | 1.67 |
| 1                 | 10 | WALLEN Sasha-Lee (MB)    | 5    | 2      | 12         | 19             | 1.67 |
| 3                 | 7  | BISHOP Tahleia (OH)      | 2    | 1      | 8          | 11             | 0.67 |
| 4                 | 3  | HAMILTON Shedeiky (OP)   | 1    | -      | 4          | 5              | 0.33 |
| 4                 | 5  | ASQUE Gillian (OP)       | 1    | 1      | 4          | 6              | 0.33 |
| 4                 | 4  | DWYER Kamille (S)        | 1    | 2      | 5          | 8              | 0.33 |
| -                 | 6  | LAKMAN Brianna (MB)      | -    | -      | 2          | 2              |      |
| -                 | 8  | WRIGHT Kai (L)           | -    | -      | -          | -              |      |
| -                 | 9  | SMITH Petal (S)          | -    | -      | 4          | 4              |      |
| -                 | 12 | RICHARDS Tasha-Gaye (MB) | -    | -      | -          | -              |      |
| -                 | 13 | CLARKE Tiffany (OH)      | -    | -      | -          | -              |      |
| -                 | 11 | ASQUE Simone (OH)        | -    | 2      | 2          | 4              |      |
| <b>Others</b>     |    |                          | -    | 7      | -          | 7              |      |
| <b>Total Team</b> |    |                          | 15   | 16     | 48         | 79             | 5.00 |



**Dig**

Avg. by set




**Match:** 7    **Date:** 5/19/2014    **Spectators:** 556  
**City:** Mississauga, ON  
**Hall:** Hershey Centre  
**Match duration:** Start: 16:20 End: 17:20 Total: 1:00

| Teams               | Sets     | 1    | 2    | 3    | 4 | 5 | Total |
|---------------------|----------|------|------|------|---|---|-------|
| <b>JAM</b>          | <b>3</b> | 25   | 25   | 25   |   |   | 75    |
| <b>ISV</b>          | <b>0</b> | 13   | 10   | 11   |   |   | 34    |
| <b>Set duration</b> |          | 0:19 | 0:18 | 0:17 |   |   | 0:54  |




### JAM • Jamaica



**Set**

Avg. by set

| Rk                | No | Name                     | Running Sets | Faults | Still Sets | Total Attempts | Note |
|-------------------|----|--------------------------|--------------|--------|------------|----------------|------|
| 1                 | 4  | DWYER Kamille (S)        | 8            | 1      | 54         | 63             | 2.67 |
| -                 | 5  | ASQUE Gillian (OP)       | -            | -      | 1          | 1              |      |
| -                 | 6  | LAKMAN Brianna (MB)      | -            | -      | -          | -              |      |
| -                 | 7  | BISHOP Tahleia (OH)      | -            | -      | 2          | 2              |      |
| -                 | 8  | WRIGHT Kai (L)           | -            | -      | -          | -              |      |
| -                 | 9  | SMITH Petal (S)          | -            | -      | 8          | 8              |      |
| -                 | 10 | WALLEN Sasha-Lee (MB)    | -            | -      | 3          | 3              |      |
| -                 | 12 | RICHARDS Tasha-Gaye (MB) | -            | -      | -          | -              |      |
| -                 | 13 | CLARKE Tiffany (OH)      | -            | -      | -          | -              |      |
| -                 | 2  | BROWN Lecia (MB)         | -            | 1      | 4          | 5              |      |
| -                 | 11 | ASQUE Simone (OH)        | -            | 1      | 2          | 3              |      |
| -                 | 3  | HAMILTON Shedeiky (OP)   | -            | 2      | 1          | 3              |      |
| <b>Others</b>     |    |                          | -            | -      | -          | -              |      |
| <b>Total Team</b> |    |                          | 8            | 5      | 75         | 88             | 2.67 |



**Reception**

Eff. %  
Limit: 25.00%

| Rk                | No | Name                     | Excellents | Faults | Serve Receptions | Total Attempts | Note  |
|-------------------|----|--------------------------|------------|--------|------------------|----------------|-------|
| 1                 | 11 | ASQUE Simone (OH)        | 6          | -      | 4                | 10             | 60.00 |
| 2                 | 7  | BISHOP Tahleia (OH)      | 3          | -      | 7                | 10             | 30.00 |
| -                 | 2  | BROWN Lecia (MB)         | 6          | -      | 1                | 7              |       |
| -                 | 5  | ASQUE Gillian (OP)       | 1          | -      | 3                | 4              |       |
| -                 | 3  | HAMILTON Shedeiky (OP)   | -          | -      | -                | -              |       |
| -                 | 4  | DWYER Kamille (S)        | -          | -      | -                | -              |       |
| -                 | 6  | LAKMAN Brianna (MB)      | -          | -      | -                | -              |       |
| -                 | 8  | WRIGHT Kai (L)           | -          | -      | -                | -              |       |
| -                 | 9  | SMITH Petal (S)          | -          | -      | -                | -              |       |
| -                 | 10 | WALLEN Sasha-Lee (MB)    | -          | -      | -                | -              |       |
| -                 | 12 | RICHARDS Tasha-Gaye (MB) | -          | -      | -                | -              |       |
| -                 | 13 | CLARKE Tiffany (OH)      | -          | -      | -                | -              |       |
| <b>Others</b>     |    |                          | -          | -      | -                | -              |       |
| <b>Total Team</b> |    |                          | 16         | -      | 15               | 31             | 51.61 |


## Women's World Championship Qual.- Group S Finals (Places 3-4)

**Match:** 7    **Date:** 5/19/2014    **Spectators:** 556  
**City:** Mississauga, ON  
**Hall:** Hershey Centre  
**Match duration:** Start: 16:20 End: 17:20 Total: 1:00

| Teams               | Sets     | 1    | 2    | 3    | 4 | 5 | Total |
|---------------------|----------|------|------|------|---|---|-------|
| <b>JAM</b>          | <b>3</b> | 25   | 25   | 25   |   |   | 75    |
| <b>ISV</b>          | <b>0</b> | 13   | 10   | 11   |   |   | 34    |
| <b>Set duration</b> |          | 0:19 | 0:18 | 0:17 |   |   | 0:54  |




### ISV • US Virgin Islands



**Spike**

Succ. %  
Limit: 15.00%

| Rk                | No | Name                         | Spikes | Faults | Shots | Total Attempts | Note  |
|-------------------|----|------------------------------|--------|--------|-------|----------------|-------|
| 1                 | 1  | SELKRIDGE Danielle (MB)      | 4      | 2      | 8     | 14             | 28.57 |
| 2                 | 2  | BRATHWAITE Valissia (OH)     | 7      | 5      | 18    | 30             | 23.33 |
| 3                 | 14 | GUMBS Sacha (OP)             | 2      | 1      | 15    | 18             | 11.11 |
| -                 | 4  | SARAUW Janelle (OH)          | 3      | 1      | 6     | 10             |       |
| -                 | 13 | SCHJANG-SIMMONDS Melissa (S) | 2      | -      | 5     | 7              |       |
| -                 | 8  | BARRY Tamisha (OH)           | 1      | 1      | 4     | 6              |       |
| -                 | 3  | CHARLES Mannika (OH)         | -      | -      | 3     | 3              |       |
| -                 | 6  | THOMAS Juliseaa (S)          | -      | -      | 1     | 1              |       |
| -                 | 5  | ROSA Khrystin (L)            | -      | -      | -     | -              |       |
| -                 | 7  | WATTLEY Keveena (MB)         | -      | -      | -     | -              |       |
| -                 | 15 | WILLIAMS Amara (MB)          | -      | -      | -     | -              |       |
| <b>Others</b>     |    |                              | -      | 1      | -     | 1              |       |
| <b>Total Team</b> |    |                              | 19     | 11     | 60    | 90             | 21.11 |



**Block**

Avg. by set

| Rk                | No | Name                         | Kill Blocks | Faults | Rebounds | Total Attempts | Note |
|-------------------|----|------------------------------|-------------|--------|----------|----------------|------|
| 1                 | 14 | GUMBS Sacha (OP)             | 2           | -      | -        | 2              | 0.67 |
| 2                 | 3  | CHARLES Mannika (OH)         | 1           | 4      | -        | 5              | 0.33 |
| -                 | 4  | SARAUW Janelle (OH)          | -           | -      | 1        | 1              |      |
| -                 | 5  | ROSA Khrystin (L)            | -           | -      | -        | -              |      |
| -                 | 6  | THOMAS Juliseaa (S)          | -           | -      | -        | -              |      |
| -                 | 7  | WATTLEY Keveena (MB)         | -           | -      | -        | -              |      |
| -                 | 8  | BARRY Tamisha (OH)           | -           | -      | 1        | 1              |      |
| -                 | 15 | WILLIAMS Amara (MB)          | -           | -      | -        | -              |      |
| -                 | 13 | SCHJANG-SIMMONDS Melissa (S) | -           | 2      | 5        | 7              |      |
| -                 | 2  | BRATHWAITE Valissia (OH)     | -           | 1      | 2        | 3              |      |
| -                 | 1  | SELKRIDGE Danielle (MB)      | -           | 7      | 6        | 13             |      |
| <b>Others</b>     |    |                              | -           | -      | -        | -              |      |
| <b>Total Team</b> |    |                              | 3           | 14     | 15       | 32             | 1.00 |


**Match:** 7    **Date:** 5/19/2014    **Spectators:** 556  
**City:** Mississauga, ON  
**Hall:** Hershey Centre  
**Match duration:** Start: 16:20 End: 17:20 Total: 1:00

| Teams               | Sets     | 1    | 2    | 3    | 4 | 5 | Total |
|---------------------|----------|------|------|------|---|---|-------|
| <b>JAM</b>          | <b>3</b> | 25   | 25   | 25   |   |   | 75    |
| <b>ISV</b>          | <b>0</b> | 13   | 10   | 11   |   |   | 34    |
| <b>Set duration</b> |          | 0:19 | 0:18 | 0:17 |   |   | 0:54  |



### ISV • US Virgin Islands

| Rk                | No | Name                         | Aces | Faults | Serve Hits | Total Attempts | Note |
|-------------------|----|------------------------------|------|--------|------------|----------------|------|
| -                 | 1  | SELKRIDGE Danielle (MB)      | -    | -      | 9          | 9              |      |
| -                 | 4  | SARAUW Janelle (OH)          | -    | -      | 5          | 5              |      |
| -                 | 5  | ROSA Khrystin (L)            | -    | -      | -          | -              |      |
| -                 | 6  | THOMAS Juliseaa (S)          | -    | -      | 1          | 1              |      |
| -                 | 7  | WATTLEY Keveena (MB)         | -    | -      | -          | -              |      |
| -                 | 14 | GUMBS Sacha (OP)             | -    | -      | 7          | 7              |      |
| -                 | 15 | WILLIAMS Amara (MB)          | -    | -      | -          | -              |      |
| -                 | 8  | BARRY Tamisha (OH)           | -    | 1      | 3          | 4              |      |
| -                 | 2  | BRATHWAITE Valissia (OH)     | -    | 1      | 2          | 3              |      |
| -                 | 13 | SCHJANG-SIMMONDS Melissa (S) | -    | 2      | 3          | 5              |      |
| -                 | 3  | CHARLES Mannika (OH)         | -    | 1      | 1          | 2              |      |
| <b>Others</b>     |    |                              | -    | -      | -          | -              |      |
| <b>Total Team</b> |    |                              | -    | 5      | 31         | 36             |      |




**Serve**

Avg. by set

| Team | Opponent errors & Team faults | Aces | Faults | Serve Hits | Total Attempts | Note |
|------|-------------------------------|------|--------|------------|----------------|------|
|      | Opponent errors & Team faults | 12   | -      |            | 12             |      |

| Rk                | No | Name                         | Digs | Faults | Receptions | Total Attempts | Note |
|-------------------|----|------------------------------|------|--------|------------|----------------|------|
| 1                 | 2  | BRATHWAITE Valissia (OH)     | 4    | 4      | 5          | 13             | 1.33 |
| 2                 | 14 | GUMBS Sacha (OP)             | 2    | 3      | 16         | 21             | 0.67 |
| 3                 | 1  | SELKRIDGE Danielle (MB)      | 1    | 3      | 4          | 8              | 0.33 |
| 3                 | 3  | CHARLES Mannika (OH)         | 1    | 4      | 1          | 6              | 0.33 |
| -                 | 6  | THOMAS Juliseaa (S)          | -    | -      | -          | -              |      |
| -                 | 7  | WATTLEY Keveena (MB)         | -    | -      | -          | -              |      |
| -                 | 8  | BARRY Tamisha (OH)           | -    | -      | -          | -              |      |
| -                 | 15 | WILLIAMS Amara (MB)          | -    | -      | -          | -              |      |
| -                 | 4  | SARAUW Janelle (OH)          | -    | 4      | 8          | 12             |      |
| -                 | 13 | SCHJANG-SIMMONDS Melissa (S) | -    | 1      | 2          | 3              |      |
| -                 | 5  | ROSA Khrystin (L)            | -    | 2      | 3          | 5              |      |
| <b>Others</b>     |    |                              | -    | 10     | -          | 10             |      |
| <b>Total Team</b> |    |                              | 8    | 31     | 39         | 78             | 2.67 |



**Dig**

Avg. by set




## Women's World Championship Qual.- Group S Finals (Places 3-4)

**Match:** 7    **Date:** 5/19/2014    **Spectators:** 556  
**City:** Mississauga, ON  
**Hall:** Hershey Centre  
**Match duration:** Start: 16:20 End: 17:20 Total: 1:00

| Teams               | Sets     | 1    | 2    | 3    | 4 | 5 | Total |
|---------------------|----------|------|------|------|---|---|-------|
| <b>JAM</b>          | <b>3</b> | 25   | 25   | 25   |   |   | 75    |
| <b>ISV</b>          | <b>0</b> | 13   | 10   | 11   |   |   | 34    |
| <b>Set duration</b> |          | 0:19 | 0:18 | 0:17 |   |   | 0:54  |




### ISV • US Virgin Islands



**Set**

Avg. by set

| Rk                | No | Name                         | Running Sets | Faults | Still Sets | Total Attempts | Note |
|-------------------|----|------------------------------|--------------|--------|------------|----------------|------|
| 1                 | 13 | SCHJANG-SIMMONDS Melissa (S) | 3            | -      | 60         | 63             | 1.00 |
| -                 | 2  | BRATHWAITE Valissia (OH)     | -            | -      | 1          | 1              |      |
| -                 | 4  | SARAUW Janelle (OH)          | -            | -      | 1          | 1              |      |
| -                 | 5  | ROSA Khrystin (L)            | -            | -      | 1          | 1              |      |
| -                 | 6  | THOMAS Juliseaa (S)          | -            | -      | -          | -              |      |
| -                 | 7  | WATTLEY Keveena (MB)         | -            | -      | -          | -              |      |
| -                 | 8  | BARRY Tamisha (OH)           | -            | -      | 2          | 2              |      |
| -                 | 15 | WILLIAMS Amara (MB)          | -            | -      | -          | -              |      |
| -                 | 14 | GUMBS Sacha (OP)             | -            | 2      | 12         | 14             |      |
| -                 | 1  | SELKRIDGE Danielle (MB)      | -            | 1      | 2          | 3              |      |
| -                 | 3  | CHARLES Mannika (OH)         | -            | 1      | 2          | 3              |      |
| <b>Others</b>     |    |                              | -            | -      | -          | -              |      |
| <b>Total Team</b> |    |                              | 3            | 4      | 81         | 88             | 1.00 |



**Reception**

Eff. %  
Limit: 25.00%

| Rk                | No | Name                         | Excellents | Faults | Serve Receptions | Total Attempts | Note  |
|-------------------|----|------------------------------|------------|--------|------------------|----------------|-------|
| 1                 | 2  | BRATHWAITE Valissia (OH)     | 8          | 3      | 13               | 24             | 20.83 |
| -                 | 4  | SARAUW Janelle (OH)          | 2          | -      | 10               | 12             |       |
| -                 | 14 | GUMBS Sacha (OP)             | 5          | 1      | 6                | 12             |       |
| -                 | 6  | THOMAS Juliseaa (S)          | 2          | -      | 2                | 4              |       |
| -                 | 3  | CHARLES Mannika (OH)         | 2          | 1      | 1                | 4              |       |
| -                 | 1  | SELKRIDGE Danielle (MB)      | -          | -      | -                | -              |       |
| -                 | 7  | WATTLEY Keveena (MB)         | -          | -      | -                | -              |       |
| -                 | 13 | SCHJANG-SIMMONDS Melissa (S) | -          | -      | -                | -              |       |
| -                 | 15 | WILLIAMS Amara (MB)          | -          | -      | -                | -              |       |
| -                 | 5  | ROSA Khrystin (L)            | 1          | 2      | 7                | 10             |       |
| -                 | 8  | BARRY Tamisha (OH)           | -          | 2      | 2                | 4              |       |
| <b>Others</b>     |    |                              | -          | 1      | -                | 1              |       |
| <b>Total Team</b> |    |                              | 20         | 10     | 41               | 71             | 14.08 |

