



# P-3 VOLLEYBALL • Match players ranking




XIII Senior Women's Pan American Cup  
GROUP B - SEDE HIDALGO

**Match:** 8    **Date:** 12/06/2014    **Spectators:** 2,500  
**City:** Pachuca, Hidalgo  
**Hall:**  
**Match duration:** Start: 16:04 End: 17:16 Total: 1:12

| Teams        | Sets | 1    | 2    | 3    | 4 | 5 | Total |
|--------------|------|------|------|------|---|---|-------|
| PUR          | 3    | 25   | 25   | 25   |   |   | 75    |
| CRC          | 0    | 15   | 11   | 19   |   |   | 45    |
| Set duration |      | 0:21 | 0:19 | 0:22 |   |   | 1:02  |



## PUR • Puerto Rico



**Spike**

Succ. %  
Limit: 0.00%

| Rk                | No | Name                   | Spikes | Faults | Shots | Total Attempts | Note  |
|-------------------|----|------------------------|--------|--------|-------|----------------|-------|
| 1                 | 16 | Oquendo Alexandra (MB) | 4      | 1      | 1     | 6              | 66.67 |
| 2                 | 17 | Ocasio Sheila (MB)     | 3      | 1      | 1     | 5              | 60.00 |
| 3                 | 9  | Cruz Aurea (OH)        | 12     | 3      | 6     | 21             | 57.14 |
| 4                 | 18 | Morales Lynda (MB)     | 9      | 3      | 4     | 16             | 56.25 |
| 5                 | 4  | Ortiz Neira (OP)       | 2      | -      | 2     | 4              | 50.00 |
| 5                 | 14 | Valentin Natalia (S)   | 1      | -      | 1     | 2              | 50.00 |
| 5                 | 8  | Santos Noami (OH)      | 5      | 3      | 2     | 10             | 50.00 |
| 8                 | 20 | Velez Vanesa (OP)      | 4      | 1      | 9     | 14             | 28.57 |
| 9                 | 2  | Venegas Shara (L)      | -      | -      | 1     | 1              | 0.00  |
| -                 | 3  | Mojica Vilmarie (S)    | -      | -      | -     | -              |       |
| -                 | 11 | Nogueras Jennifer (S)  | -      | -      | -     | -              |       |
| <b>Others</b>     |    |                        | -      | -      | -     | -              |       |
| <b>Total Team</b> |    |                        | 40     | 12     | 27    | 79             | 50.63 |



**Block**

Avg. by set

| Rk                | No | Name                   | Kill Blocks | Faults | Rebounds | Total Attempts | Note |
|-------------------|----|------------------------|-------------|--------|----------|----------------|------|
| 1                 | 17 | Ocasio Sheila (MB)     | 3           | 2      | 7        | 12             | 1.00 |
| 1                 | 16 | Oquendo Alexandra (MB) | 3           | 3      | 5        | 11             | 1.00 |
| 3                 | 20 | Velez Vanesa (OP)      | 2           | 2      | 4        | 8              | 0.67 |
| 4                 | 8  | Santos Noami (OH)      | 1           | -      | 2        | 3              | 0.33 |
| 4                 | 18 | Morales Lynda (MB)     | 1           | -      | 4        | 5              | 0.33 |
| 4                 | 9  | Cruz Aurea (OH)        | 1           | 1      | 2        | 4              | 0.33 |
| -                 | 2  | Venegas Shara (L)      | -           | -      | -        | -              |      |
| -                 | 3  | Mojica Vilmarie (S)    | -           | -      | -        | -              |      |
| -                 | 4  | Ortiz Neira (OP)       | -           | -      | -        | -              |      |
| -                 | 11 | Nogueras Jennifer (S)  | -           | -      | 1        | 1              |      |
| -                 | 14 | Valentin Natalia (S)   | -           | -      | -        | -              |      |
| <b>Others</b>     |    |                        | -           | -      | -        | -              |      |
| <b>Total Team</b> |    |                        | 11          | 8      | 25       | 44             | 3.67 |





# P-3 VOLLEYBALL • Match players ranking




XIII Senior Women's Pan American Cup  
GROUP B - SEDE HIDALGO

**Match:** 8    **Date:** 12/06/2014    **Spectators:** 2,500  
**City:** Pachuca, Hidalgo  
**Hall:**  
**Match duration:** Start: 16:04 End: 17:16 Total: 1:12

| Teams        | Sets | 1    | 2    | 3    | 4 | 5 | Total |
|--------------|------|------|------|------|---|---|-------|
| PUR          | 3    | 25   | 25   | 25   |   |   | 75    |
| CRC          | 0    | 15   | 11   | 19   |   |   | 45    |
| Set duration |      | 0:21 | 0:19 | 0:22 |   |   | 1:02  |



## PUR • Puerto Rico




**Serve**

Avg. by set

| Rk                | No | Name                   | Aces | Faults | Serve Hits | Total Attempts | Note |
|-------------------|----|------------------------|------|--------|------------|----------------|------|
| 1                 | 14 | Valentin Natalia (S)   | 2    | -      | 10         | 12             | 0.67 |
| 2                 | 17 | Ocasio Sheila (MB)     | 1    | -      | 9          | 10             | 0.33 |
| -                 | 2  | Venegas Shara (L)      | -    | -      | -          | -              |      |
| -                 | 3  | Mojica Vilmarie (S)    | -    | -      | -          | -              |      |
| -                 | 8  | Santos Noami (OH)      | -    | -      | 2          | 2              |      |
| -                 | 11 | Nogueras Jennifer (S)  | -    | -      | 6          | 6              |      |
| -                 | 18 | Morales Lynda (MB)     | -    | -      | 3          | 3              |      |
| -                 | 20 | Velez Vanesa (OP)      | -    | -      | 4          | 4              |      |
| -                 | 16 | Oquendo Alexandra (MB) | -    | 3      | 19         | 22             |      |
| -                 | 9  | Cruz Aurea (OH)        | -    | 2      | 11         | 13             |      |
| -                 | 4  | Ortiz Neira (OP)       | -    | 1      | 1          | 2              |      |
| <b>Others</b>     |    |                        | -    | -      | -          | -              |      |
| <b>Total Team</b> |    |                        | 3    | 6      | 65         | 74             | 1.00 |

**Team**

|                               |    |   |    |
|-------------------------------|----|---|----|
| Opponent errors & Team faults | 21 | 3 | 24 |
|-------------------------------|----|---|----|



**Dig**

Avg. by set

| Rk                | No | Name                   | Digs | Faults | Receptions | Total Attempts | Note |
|-------------------|----|------------------------|------|--------|------------|----------------|------|
| 1                 | 2  | Venegas Shara (L)      | 7    | 6      | 2          | 15             | 2.33 |
| 2                 | 16 | Oquendo Alexandra (MB) | 4    | -      | 3          | 7              | 1.33 |
| 3                 | 9  | Cruz Aurea (OH)        | 3    | -      | 9          | 12             | 1.00 |
| 3                 | 14 | Valentin Natalia (S)   | 3    | 3      | 8          | 14             | 1.00 |
| 5                 | 4  | Ortiz Neira (OP)       | 1    | -      | -          | 1              | 0.33 |
| 5                 | 20 | Velez Vanesa (OP)      | 1    | -      | 3          | 4              | 0.33 |
| -                 | 3  | Mojica Vilmarie (S)    | -    | -      | -          | -              |      |
| -                 | 11 | Nogueras Jennifer (S)  | -    | -      | 5          | 5              |      |
| -                 | 17 | Ocasio Sheila (MB)     | -    | -      | 2          | 2              |      |
| -                 | 8  | Santos Noami (OH)      | -    | 1      | 4          | 5              |      |
| -                 | 18 | Morales Lynda (MB)     | -    | 3      | 2          | 5              |      |
| <b>Others</b>     |    |                        | -    | -      | -          | -              |      |
| <b>Total Team</b> |    |                        | 19   | 13     | 38         | 70             | 6.33 |





# P-3 VOLLEYBALL • Match players ranking



XIII Senior Women's Pan American Cup  
GROUP B - SEDE HIDALGO

**Match:** 8    **Date:** 12/06/2014    **Spectators:** 2,500  
**City:** Pachuca, Hidalgo  
**Hall:**  
**Match duration:** Start: 16:04 End: 17:16 Total: 1:12

| Teams        | Sets | 1    | 2    | 3    | 4 | 5 | Total |
|--------------|------|------|------|------|---|---|-------|
| PUR          | 3    | 25   | 25   | 25   |   |   | 75    |
| CRC          | 0    | 15   | 11   | 19   |   |   | 45    |
| Set duration |      | 0:21 | 0:19 | 0:22 |   |   | 1:02  |



## PUR • Puerto Rico

**Set**

Avg. by set

| Rk                | No | Name                   | Running Sets | Faults | Still Sets | Total Attempts | Note |
|-------------------|----|------------------------|--------------|--------|------------|----------------|------|
| 1                 | 14 | Valentin Natalia (S)   | 10           | 2      | 41         | 53             | 3.33 |
| 2                 | 11 | Nogueras Jennifer (S)  | 6            | 1      | 13         | 20             | 2.00 |
| 3                 | 17 | Ocasio Sheila (MB)     | 1            | -      | 1          | 2              | 0.33 |
| 3                 | 20 | Velez Vanesa (OP)      | 1            | -      | 1          | 2              | 0.33 |
| -                 | 2  | Venegas Shara (L)      | -            | -      | 8          | 8              |      |
| -                 | 3  | Mojica Vilmarie (S)    | -            | -      | -          | -              |      |
| -                 | 4  | Ortiz Neira (OP)       | -            | -      | -          | -              |      |
| -                 | 8  | Santos Noami (OH)      | -            | -      | -          | -              |      |
| -                 | 9  | Cruz Aurea (OH)        | -            | -      | 2          | 2              |      |
| -                 | 16 | Oquendo Alexandra (MB) | -            | -      | 2          | 2              |      |
| -                 | 18 | Morales Lynda (MB)     | -            | -      | -          | -              |      |
| <b>Others</b>     |    |                        | -            | -      | -          | -              |      |
| <b>Total Team</b> |    |                        | 18           | 3      | 68         | 89             | 6.00 |

**Reception**

Eff. %  
Limit: 0.00%

| Rk                | No | Name                   | Excellents | Faults | Serve Receptions | Total Attempts | Note  |
|-------------------|----|------------------------|------------|--------|------------------|----------------|-------|
| 1                 | 9  | Cruz Aurea (OH)        | 7          | -      | 14               | 21             | 33.33 |
| 2                 | 2  | Venegas Shara (L)      | 2          | -      | 9                | 11             | 18.18 |
| 3                 | 8  | Santos Noami (OH)      | -          | -      | 4                | 4              | 0.00  |
| 3                 | 16 | Oquendo Alexandra (MB) | -          | -      | 1                | 1              | 0.00  |
| 3                 | 20 | Velez Vanesa (OP)      | -          | -      | 1                | 1              | 0.00  |
| -                 | 3  | Mojica Vilmarie (S)    | -          | -      | -                | -              |       |
| -                 | 4  | Ortiz Neira (OP)       | -          | -      | -                | -              |       |
| -                 | 11 | Nogueras Jennifer (S)  | -          | -      | -                | -              |       |
| -                 | 14 | Valentin Natalia (S)   | -          | -      | -                | -              |       |
| -                 | 17 | Ocasio Sheila (MB)     | -          | -      | -                | -              |       |
| -                 | 18 | Morales Lynda (MB)     | -          | -      | -                | -              |       |
| <b>Others</b>     |    |                        | -          | -      | -                | -              |       |
| <b>Total Team</b> |    |                        | 9          | -      | 29               | 38             | 23.68 |





# P-3 VOLLEYBALL • Match players ranking



XIII Senior Women's Pan American Cup  
GROUP B - SEDE HIDALGO

**Match:** 8 **Date:** 12/06/2014 **Spectators:** 2,500  
**City:** Pachuca, Hidalgo  
**Hall:**  
**Match duration:** Start: 16:04 End: 17:16 Total: 1:12

| Teams        | Sets | 1    | 2    | 3    | 4 | 5 | Total |
|--------------|------|------|------|------|---|---|-------|
| PUR          | 3    | 25   | 25   | 25   |   |   | 75    |
| CRC          | 0    | 15   | 11   | 19   |   |   | 45    |
| Set duration |      | 0:21 | 0:19 | 0:22 |   |   | 1:02  |



## CRC • Costa Rica

**Spike**

Succ. %  
Limit: 0.00%

| Rk                | No | Name                  | Spikes | Faults | Shots | Total Attempts | Note  |
|-------------------|----|-----------------------|--------|--------|-------|----------------|-------|
| 1                 | 14 | Fonseca Irene (S)     | 2      | 1      | 2     | 5              | 40.00 |
| 2                 | 6  | Willis Angela (OH)    | 10     | 8      | 16    | 34             | 29.41 |
| 3                 | 18 | Sibaja Evelyn (OH)    | 3      | 1      | 8     | 12             | 25.00 |
| 4                 | 10 | Ramirez Paola (OP)    | 8      | 4      | 21    | 33             | 24.24 |
| 5                 | 16 | Hines Mijal (MB)      | 1      | 1      | 4     | 6              | 16.67 |
| 6                 | 4  | Gamboa Johanna (MB)   | -      | -      | 1     | 1              | 0.00  |
| 6                 | 12 | Sayles Tatiana (OP)   | -      | -      | 1     | 1              | 0.00  |
| 6                 | 11 | Vargas Daniela (MB)   | -      | 1      | 3     | 4              | 0.00  |
| -                 | 1  | Thompson Dionicia (S) | -      | -      | -     | -              |       |
| -                 | 3  | Murillo Viviana (L)   | -      | -      | -     | -              |       |
| -                 | 7  | Muñoz Monica (OH)     | -      | -      | -     | -              |       |
| -                 | 15 | Araya Marcela (L)     | -      | -      | -     | -              |       |
| <b>Others</b>     |    |                       | -      | -      | -     | -              |       |
| <b>Total Team</b> |    |                       | 24     | 16     | 56    | 96             | 25.00 |

**Block**

Avg. by set

| Rk                | No | Name                  | Kill Blocks | Faults | Rebounds | Total Attempts | Note |
|-------------------|----|-----------------------|-------------|--------|----------|----------------|------|
| 1                 | 11 | Vargas Daniela (MB)   | 2           | 6      | 1        | 9              | 0.67 |
| 2                 | 6  | Willis Angela (OH)    | 1           | 1      | 2        | 4              | 0.33 |
| 2                 | 10 | Ramirez Paola (OP)    | 1           | 5      | -        | 6              | 0.33 |
| -                 | 3  | Murillo Viviana (L)   | -           | -      | -        | -              |      |
| -                 | 15 | Araya Marcela (L)     | -           | -      | -        | -              |      |
| -                 | 7  | Muñoz Monica (OH)     | -           | 1      | 1        | 2              |      |
| -                 | 1  | Thompson Dionicia (S) | -           | 3      | 2        | 5              |      |
| -                 | 18 | Sibaja Evelyn (OH)    | -           | 3      | 1        | 4              |      |
| -                 | 16 | Hines Mijal (MB)      | -           | 4      | 1        | 5              |      |
| -                 | 4  | Gamboa Johanna (MB)   | -           | 1      | -        | 1              |      |
| -                 | 12 | Sayles Tatiana (OP)   | -           | 3      | -        | 3              |      |
| -                 | 14 | Fonseca Irene (S)     | -           | 1      | -        | 1              |      |
| <b>Others</b>     |    |                       | -           | -      | -        | -              |      |
| <b>Total Team</b> |    |                       | 4           | 28     | 8        | 40             | 1.33 |





# P-3 VOLLEYBALL • Match players ranking



XIII Senior Women's Pan American Cup  
GROUP B - SEDE HIDALGO

**Match:** 8    **Date:** 12/06/2014    **Spectators:** 2,500  
**City:** Pachuca, Hidalgo  
**Hall:**  
**Match duration:** Start: 16:04 End: 17:16 Total: 1:12

| Teams        | Sets | 1    | 2    | 3    | 4 | 5 | Total |
|--------------|------|------|------|------|---|---|-------|
| PUR          | 3    | 25   | 25   | 25   |   |   | 75    |
| CRC          | 0    | 15   | 11   | 19   |   |   | 45    |
| Set duration |      | 0:21 | 0:19 | 0:22 |   |   | 1:02  |



## CRC • Costa Rica

| Rk                | No | Name                  | Aces | Faults | Serve Hits | Total Attempts | Note |
|-------------------|----|-----------------------|------|--------|------------|----------------|------|
| -                 | 3  | Murillo Viviana (L)   | -    | -      | -          | -              |      |
| -                 | 4  | Gamboa Johanna (MB)   | -    | -      | -          | -              |      |
| -                 | 7  | Muñoz Monica (OH)     | -    | -      | -          | -              |      |
| -                 | 12 | Sayles Tatiana (OP)   | -    | -      | -          | -              |      |
| -                 | 15 | Araya Marcela (L)     | -    | -      | -          | -              |      |
| -                 | 16 | Hines Mijal (MB)      | -    | -      | 9          | 9              |      |
| -                 | 11 | Vargas Daniela (MB)   | -    | 1      | 6          | 7              |      |
| -                 | 18 | Sibaja Evelyn (OH)    | -    | 1      | 6          | 7              |      |
| -                 | 14 | Fonseca Irene (S)     | -    | 1      | 5          | 6              |      |
| -                 | 1  | Thompson Dionicia (S) | -    | 1      | 3          | 4              |      |
| -                 | 6  | Willis Angela (OH)    | -    | 2      | 6          | 8              |      |
| -                 | 10 | Ramirez Paola (OP)    | -    | 2      | 3          | 5              |      |
| <b>Others</b>     |    |                       | -    | -      | -          | -              |      |
| <b>Total Team</b> |    |                       | -    | 8      | 38         | 46             |      |

**Serve**

Avg. by set

| Team | Opponent errors & Team faults | Aces | Faults | Total Attempts |
|------|-------------------------------|------|--------|----------------|
|      |                               | 17   | -      | 17             |

| Rk                | No | Name                  | Digs | Faults | Receptions | Total Attempts | Note |
|-------------------|----|-----------------------|------|--------|------------|----------------|------|
| 1                 | 15 | Araya Marcela (L)     | 8    | 4      | 11         | 23             | 2.67 |
| 2                 | 6  | Willis Angela (OH)    | 3    | 2      | 5          | 10             | 1.00 |
| 3                 | 14 | Fonseca Irene (S)     | 1    | 3      | 6          | 10             | 0.33 |
| 3                 | 18 | Sibaja Evelyn (OH)    | 1    | 3      | 5          | 9              | 0.33 |
| 3                 | 10 | Ramirez Paola (OP)    | 1    | 4      | 2          | 7              | 0.33 |
| -                 | 1  | Thompson Dionicia (S) | -    | -      | 4          | 4              |      |
| -                 | 3  | Murillo Viviana (L)   | -    | -      | -          | -              |      |
| -                 | 4  | Gamboa Johanna (MB)   | -    | -      | -          | -              |      |
| -                 | 7  | Muñoz Monica (OH)     | -    | -      | -          | -              |      |
| -                 | 12 | Sayles Tatiana (OP)   | -    | -      | -          | -              |      |
| -                 | 16 | Hines Mijal (MB)      | -    | -      | 3          | 3              |      |
| -                 | 11 | Vargas Daniela (MB)   | -    | 1      | -          | 1              |      |
| <b>Others</b>     |    |                       | -    | -      | -          | -              |      |
| <b>Total Team</b> |    |                       | 14   | 17     | 36         | 67             | 4.67 |

**Dig**

Avg. by set





# P-3 VOLLEYBALL • Match players ranking




XIII Senior Women's Pan American Cup  
GROUP B - SEDE HIDALGO

**Match:** 8    **Date:** 12/06/2014    **Spectators:** 2,500  
**City:** Pachuca, Hidalgo  
**Hall:**  
**Match duration:** Start: 16:04 End: 17:16 Total: 1:12

| Teams        | Sets | 1    | 2    | 3    | 4 | 5 | Total |
|--------------|------|------|------|------|---|---|-------|
| PUR          | 3    | 25   | 25   | 25   |   |   | 75    |
| CRC          | 0    | 15   | 11   | 19   |   |   | 45    |
| Set duration |      | 0:21 | 0:19 | 0:22 |   |   | 1:02  |




## CRC • Costa Rica



**Set**

Avg. by set

| Rk                | No | Name                  | Running Sets | Faults | Still Sets | Total Attempts | Note |
|-------------------|----|-----------------------|--------------|--------|------------|----------------|------|
| 1                 | 14 | Fonseca Irene (S)     | 9            | 2      | 54         | 65             | 3.00 |
| 2                 | 1  | Thompson Dionicia (S) | 3            | 1      | 12         | 16             | 1.00 |
| -                 | 3  | Murillo Viviana (L)   | -            | -      | -          | -              |      |
| -                 | 4  | Gamboa Johanna (MB)   | -            | -      | -          | -              |      |
| -                 | 6  | Willis Angela (OH)    | -            | -      | -          | -              |      |
| -                 | 7  | Muñoz Monica (OH)     | -            | -      | -          | -              |      |
| -                 | 10 | Ramirez Paola (OP)    | -            | -      | -          | -              |      |
| -                 | 11 | Vargas Daniela (MB)   | -            | -      | 1          | 1              |      |
| -                 | 12 | Sayles Tatiana (OP)   | -            | -      | -          | -              |      |
| -                 | 15 | Araya Marcela (L)     | -            | -      | 7          | 7              |      |
| -                 | 16 | Hines Mijal (MB)      | -            | -      | 3          | 3              |      |
| -                 | 18 | Sibaja Evelyn (OH)    | -            | -      | 2          | 2              |      |
| <b>Others</b>     |    |                       | -            | -      | -          | -              |      |
| <b>Total Team</b> |    |                       | 12           | 3      | 79         | 94             | 4.00 |



**Reception**

Eff. %  
Limit: 0.00%

| Rk                | No | Name                  | Excellents | Faults | Serve Receptions | Total Attempts | Note  |
|-------------------|----|-----------------------|------------|--------|------------------|----------------|-------|
| 1                 | 15 | Araya Marcela (L)     | 6          | -      | 17               | 23             | 26.09 |
| 2                 | 18 | Sibaja Evelyn (OH)    | 5          | 2      | 9                | 16             | 18.75 |
| 3                 | 6  | Willis Angela (OH)    | 3          | 1      | 22               | 26             | 7.69  |
| 4                 | 7  | Muñoz Monica (OH)     | -          | -      | 1                | 1              | 0.00  |
| 4                 | 11 | Vargas Daniela (MB)   | -          | -      | 1                | 1              | 0.00  |
| 4                 | 14 | Fonseca Irene (S)     | -          | -      | 1                | 1              | 0.00  |
| -                 | 1  | Thompson Dionicia (S) | -          | -      | -                | -              |       |
| -                 | 3  | Murillo Viviana (L)   | -          | -      | -                | -              |       |
| -                 | 4  | Gamboa Johanna (MB)   | -          | -      | -                | -              |       |
| -                 | 10 | Ramirez Paola (OP)    | -          | -      | -                | -              |       |
| -                 | 12 | Sayles Tatiana (OP)   | -          | -      | -                | -              |       |
| -                 | 16 | Hines Mijal (MB)      | -          | -      | -                | -              |       |
| <b>Others</b>     |    |                       | -          | -      | -                | -              |       |
| <b>Total Team</b> |    |                       | 14         | 3      | 51               | 68             | 16.18 |

