



# P-3 VOLLEYBALL • Match players ranking

## 2015 NORCECA MEN'S CHAMPIONS CUP ROUND ROBIN




**Match:** 6    **Date:** 5/23/2015    **Spectators:** 2,500  
**City:** DETROIT, MI  
**Hall:** JOE LOUIS ARENA  
**Match duration:** Start: 18:00 End: 20:29 Total: 2:29

Teams	Sets	1	2	3	4	5	Total
<b>USA</b>	<b>2</b>	22	25	25	21	15	108
<b>CAN</b>	<b>3</b>	25	19	21	25	17	107
<b>Set duration</b>		0:29	0:29	0:28	0:30	0:21	2:17




### USA • UNITED STATES



**Spike**

Succ. %  
Limit: 15.00%

Rk	No	Name	Spikes	Faults	Shots	Total Attempts	Note
1	1	ANDERSON MATTHEW (OH)	18	5	10	33	54.55
2	9	TROY MURPHY (OP)	18	4	18	40	45.00
3	3	SANDER TAYLOR (OH)	12	3	15	30	40.00
-	4	LEE DAVID (MB)	5	1	8	14	
-	17	HOLT MAXWELL (MB)	7	1	6	14	
-	10	JAESCHKE THOMAS (OH)	1	1	1	3	
-	11	CHRISTENSON MICAH (S)	2	-	-	2	
-	6	LOTMAN PAUL (OH)	-	-	-	-	
-	7	SHOJI KAWIKA (S)	-	-	-	-	
-	12	HOLMES RUSSELL (MB)	-	-	-	-	
-	16	JABLONSKY JAYSON (OH)	-	-	-	-	
-	20	SMITH DAVID (MB)	-	-	-	-	
-	21	WATTEN DUSTIN (L)	-	-	-	-	
-	22	SHOJI ERIK (L)	-	-	-	-	
<b>Others</b>			-	-	-	-	
<b>Total Team</b>			63	15	58	136	46.32



**Block**

Avg. by set

Rk	No	Name	Kill Blocks	Faults	Rebounds	Total Attempts	Note
1	4	LEE DAVID (MB)	4	13	6	23	0.80
2	1	ANDERSON MATTHEW (OH)	3	2	2	7	0.60
3	17	HOLT MAXWELL (MB)	1	6	8	15	0.20
-	6	LOTMAN PAUL (OH)	-	-	-	-	
-	7	SHOJI KAWIKA (S)	-	-	-	-	
-	10	JAESCHKE THOMAS (OH)	-	-	-	-	
-	12	HOLMES RUSSELL (MB)	-	-	-	-	
-	16	JABLONSKY JAYSON (OH)	-	-	-	-	
-	20	SMITH DAVID (MB)	-	-	-	-	
-	21	WATTEN DUSTIN (L)	-	-	-	-	
-	22	SHOJI ERIK (L)	-	-	-	-	
-	9	TROY MURPHY (OP)	-	2	5	7	
-	11	CHRISTENSON MICAH (S)	-	5	1	6	
-	3	SANDER TAYLOR (OH)	-	4	-	4	
<b>Others</b>			-	-	-	-	
<b>Total Team</b>			8	32	22	62	1.60





# P-3 VOLLEYBALL • Match players ranking

## 2015 NORCECA MEN'S CHAMPIONS CUP ROUND ROBIN




**Match:** 6    **Date:** 5/23/2015    **Spectators:** 2,500  
**City:** DETROIT, MI  
**Hall:** JOE LOUIS ARENA  
**Match duration:** Start: 18:00 End: 20:29 Total: 2:29

Teams	Sets	1	2	3	4	5	Total
<b>USA</b>	<b>2</b>	22	25	25	21	15	108
<b>CAN</b>	<b>3</b>	25	19	21	25	17	107
<b>Set duration</b>		0:29	0:29	0:28	0:30	0:21	2:17



### USA • UNITED STATES



**Serve**

Avg. by set

Rk	No	Name	Aces	Faults	Serve Hits	Total Attempts	Note
1	1	ANDERSON MATTHEW (OH)	3	3	15	21	0.60
1	3	SANDER TAYLOR (OH)	3	2	9	14	0.60
1	17	HOLT MAXWELL (MB)	3	5	14	22	0.60
4	11	CHRISTENSON MICAH (S)	2	2	19	23	0.40
5	4	LEE DAVID (MB)	1	-	13	14	0.20
-	6	LOTMAN PAUL (OH)	-	-	-	-	
-	10	JAESCHKE THOMAS (OH)	-	-	-	-	
-	12	HOLMES RUSSELL (MB)	-	-	-	-	
-	16	JABLONSKY JAYSON (OH)	-	-	-	-	
-	20	SMITH DAVID (MB)	-	-	-	-	
-	21	WATTEN DUSTIN (L)	-	-	-	-	
-	22	SHOJI ERIK (L)	-	-	-	-	
-	7	SHOJI KAWIKA (S)	-	1	2	3	
-	9	TROY MURPHY (OP)	-	5	8	13	
<b>Others</b>			-	-	-	-	
<b>Total Team</b>			12	18	80	110	2.40

**Team**

Opponent errors & Team faults	25	-		25	
-------------------------------	----	---	--	----	--



**Dig**

Avg. by set

Rk	No	Name	Digs	Faults	Receptions	Total Attempts	Note
1	11	CHRISTENSON MICAH (S)	15	9	-	24	3.00
2	22	SHOJI ERIK (L)	13	8	2	23	2.60
3	9	TROY MURPHY (OP)	12	1	1	14	2.40
4	1	ANDERSON MATTHEW (OH)	11	7	-	18	2.20
5	3	SANDER TAYLOR (OH)	4	3	1	8	0.80
6	17	HOLT MAXWELL (MB)	2	1	-	3	0.40
7	4	LEE DAVID (MB)	1	1	1	3	0.20
-	6	LOTMAN PAUL (OH)	-	-	-	-	
-	7	SHOJI KAWIKA (S)	-	-	-	-	
-	10	JAESCHKE THOMAS (OH)	-	-	-	-	
-	12	HOLMES RUSSELL (MB)	-	-	-	-	
-	16	JABLONSKY JAYSON (OH)	-	-	-	-	
-	20	SMITH DAVID (MB)	-	-	-	-	
-	21	WATTEN DUSTIN (L)	-	-	-	-	
<b>Others</b>			-	-	-	-	
<b>Total Team</b>			58	30	5	93	11.60






# P-3 VOLLEYBALL • Match players ranking

## 2015 NORCECA MEN'S CHAMPIONS CUP ROUND ROBIN




**Match:** 6    **Date:** 5/23/2015    **Spectators:** 2,500  
**City:** DETROIT, MI  
**Hall:** JOE LOUIS ARENA  
**Match duration:** Start: 18:00 End: 20:29 Total: 2:29

Teams	Sets	1	2	3	4	5	Total
<b>USA</b>	<b>2</b>	22	25	25	21	15	108
<b>CAN</b>	<b>3</b>	25	19	21	25	17	107
<b>Set duration</b>		0:29	0:29	0:28	0:30	0:21	2:17




### USA • UNITED STATES



**Set**

Avg. by set

Rk	No	Name	Running Sets	Faults	Still Sets	Total Attempts	Note
1	11	CHRISTENSON MICAH (S)	41	-	64	105	8.20
-	1	ANDERSON MATTHEW (OH)	-	-	2	2	
-	3	SANDER TAYLOR (OH)	-	-	-	-	
-	4	LEE DAVID (MB)	-	-	1	1	
-	6	LOTMAN PAUL (OH)	-	-	-	-	
-	7	SHOJI KAWIKA (S)	-	-	-	-	
-	9	TROY MURPHY (OP)	-	-	-	-	
-	10	JAESCHKE THOMAS (OH)	-	-	-	-	
-	12	HOLMES RUSSELL (MB)	-	-	-	-	
-	16	JABLONSKY JAYSON (OH)	-	-	-	-	
-	17	HOLT MAXWELL (MB)	-	-	5	5	
-	20	SMITH DAVID (MB)	-	-	-	-	
-	21	WATTEN DUSTIN (L)	-	-	-	-	
-	22	SHOJI ERIK (L)	-	-	8	8	
<b>Others</b>			-	-	-	-	
<b>Total Team</b>			41	-	80	121	8.20



**Reception**

Eff. %  
Limit: 20.00%

Rk	No	Name	Excellents	Faults	Serve Receptions	Total Attempts	Note
1	3	SANDER TAYLOR (OH)	24	4	6	34	58.82
2	1	ANDERSON MATTHEW (OH)	26	7	4	37	51.35
-	22	SHOJI ERIK (L)	13	-	1	14	
-	10	JAESCHKE THOMAS (OH)	3	-	-	3	
-	4	LEE DAVID (MB)	1	-	-	1	
-	11	CHRISTENSON MICAH (S)	-	-	1	1	
-	17	HOLT MAXWELL (MB)	1	-	-	1	
-	6	LOTMAN PAUL (OH)	-	-	-	-	
-	7	SHOJI KAWIKA (S)	-	-	-	-	
-	9	TROY MURPHY (OP)	-	-	-	-	
-	12	HOLMES RUSSELL (MB)	-	-	-	-	
-	16	JABLONSKY JAYSON (OH)	-	-	-	-	
-	20	SMITH DAVID (MB)	-	-	-	-	
-	21	WATTEN DUSTIN (L)	-	-	-	-	
<b>Others</b>			-	-	-	-	
<b>Total Team</b>			68	11	12	91	62.64





# P-3 VOLLEYBALL • Match players ranking

## 2015 NORCECA MEN'S CHAMPIONS CUP ROUND ROBIN



**Match:** 6    **Date:** 5/23/2015    **Spectators:** 2,500  
**City:** DETROIT, MI  
**Hall:** JOE LOUIS ARENA  
**Match duration:** Start: 18:00 End: 20:29 Total: 2:29

Teams	Sets	1	2	3	4	5	Total
<b>USA</b>	<b>2</b>	22	25	25	21	15	108
<b>CAN</b>	<b>3</b>	25	19	21	25	17	107
<b>Set duration</b>		0:29	0:29	0:28	0:30	0:21	2:17



### CAN • CANADA

**Spike**

Succ. %  
Limit: 15.00%

Rk	No	Name	Spikes	Faults	Shots	Total Attempts	Note
1	15	WINTERS FREDERIC (OH)	15	4	11	30	50.00
1	22	MARSHALL STEVEN (OH)	18	7	11	36	50.00
3	10	VAN LANKVELT TOONTJE (OH)	14	5	10	29	48.28
-	6	DUFF JUSTIN (MB)	9	-	3	12	
-	17	VIGRASS GRAHAM (MB)	4	-	5	9	
-	8	SIMAC ADAM (MB)	4	-	3	7	
-	1	SANDERS TYLER (S)	-	1	2	3	
-	2	PERRIN JOHN GORDON (OH)	-	1	2	3	
-	3	LEWIS DANIEL (L)	-	-	-	-	
-	4	HOWATSON JOSHUA (L)	-	-	-	-	
-	5	VERHOEFF RUDY (MB)	-	-	-	-	
-	9	SCHNEIDER DUSTIN (S)	-	-	-	-	
-	12	SCHMITT GAVIN (OP)	-	-	-	-	
-	18	HOAG NICHOLAS (OH)	-	-	-	-	
<b>Others</b>			-	-	-	-	
<b>Total Team</b>			64	18	47	129	49.61

**Block**

Avg. by set

Rk	No	Name	Kill Blocks	Faults	Rebounds	Total Attempts	Note
1	17	VIGRASS GRAHAM (MB)	1	2	3	6	0.20
1	6	DUFF JUSTIN (MB)	1	6	9	16	0.20
1	22	MARSHALL STEVEN (OH)	1	7	4	12	0.20
-	1	SANDERS TYLER (S)	-	-	2	2	
-	2	PERRIN JOHN GORDON (OH)	-	-	-	-	
-	3	LEWIS DANIEL (L)	-	-	-	-	
-	4	HOWATSON JOSHUA (L)	-	-	-	-	
-	5	VERHOEFF RUDY (MB)	-	-	-	-	
-	9	SCHNEIDER DUSTIN (S)	-	-	-	-	
-	12	SCHMITT GAVIN (OP)	-	-	-	-	
-	18	HOAG NICHOLAS (OH)	-	-	-	-	
-	8	SIMAC ADAM (MB)	-	6	7	13	
-	15	WINTERS FREDERIC (OH)	-	5	2	7	
-	10	VAN LANKVELT TOONTJE (OH)	-	3	1	4	
<b>Others</b>			-	-	-	-	
<b>Total Team</b>			3	29	28	60	0.60





# P-3 VOLLEYBALL • Match players ranking

## 2015 NORCECA MEN'S CHAMPIONS CUP ROUND ROBIN




**Match:** 6    **Date:** 5/23/2015    **Spectators:** 2,500  
**City:** DETROIT, MI  
**Hall:** JOE LOUIS ARENA  
**Match duration:** Start: 18:00 End: 20:29 Total: 2:29

Teams	Sets	1	2	3	4	5	Total
<b>USA</b>	<b>2</b>	22	25	25	21	15	108
<b>CAN</b>	<b>3</b>	25	19	21	25	17	107
<b>Set duration</b>		0:29	0:29	0:28	0:30	0:21	2:17



### CAN • CANADA



**Serve**

Avg. by set

Rk	No	Name	Aces	Faults	Serve Hits	Total Attempts	Note
1	15	WINTERS FREDERIC (OH)	2	2	17	21	0.40
1	22	MARSHALL STEVEN (OH)	2	2	14	18	0.40
3	1	SANDERS TYLER (S)	1	-	16	17	0.20
3	6	DUFF JUSTIN (MB)	1	-	13	14	0.20
3	17	VIGRASS GRAHAM (MB)	1	-	9	10	0.20
3	8	SIMAC ADAM (MB)	1	1	6	8	0.20
3	10	VAN LANKVELT TOONTJE (OH)	1	5	6	12	0.20
-	2	PERRIN JOHN GORDON (OH)	-	-	-	-	
-	3	LEWIS DANIEL (L)	-	-	-	-	
-	4	HOWATSON JOSHUA (L)	-	-	-	-	
-	9	SCHNEIDER DUSTIN (S)	-	-	-	-	
-	12	SCHMITT GAVIN (OP)	-	-	-	-	
-	18	HOAG NICHOLAS (OH)	-	2	1	3	
-	5	VERHOEFF RUDY (MB)	-	1	-	1	
<b>Others</b>			-	-	-	-	
<b>Total Team</b>			9	13	82	104	1.80

**Team**

Opponent errors & Team faults	31	-		31	
-------------------------------	----	---	--	----	--



**Dig**

Avg. by set

Rk	No	Name	Digs	Faults	Receptions	Total Attempts	Note
1	3	LEWIS DANIEL (L)	15	10	-	25	3.00
2	1	SANDERS TYLER (S)	14	7	-	21	2.80
3	22	MARSHALL STEVEN (OH)	12	4	-	16	2.40
4	15	WINTERS FREDERIC (OH)	7	4	-	11	1.40
5	10	VAN LANKVELT TOONTJE (OH)	6	4	-	10	1.20
6	17	VIGRASS GRAHAM (MB)	5	2	-	7	1.00
7	6	DUFF JUSTIN (MB)	2	1	-	3	0.40
8	8	SIMAC ADAM (MB)	1	1	-	2	0.20
-	2	PERRIN JOHN GORDON (OH)	-	-	-	-	
-	4	HOWATSON JOSHUA (L)	-	-	-	-	
-	5	VERHOEFF RUDY (MB)	-	-	-	-	
-	9	SCHNEIDER DUSTIN (S)	-	-	-	-	
-	12	SCHMITT GAVIN (OP)	-	-	-	-	
-	18	HOAG NICHOLAS (OH)	-	-	-	-	
<b>Others</b>			-	-	-	-	
<b>Total Team</b>			62	33	-	95	12.40





# P-3 VOLLEYBALL • Match players ranking

## 2015 NORCECA MEN'S CHAMPIONS CUP ROUND ROBIN




**Match:** 6    **Date:** 5/23/2015    **Spectators:** 2,500  
**City:** DETROIT, MI  
**Hall:** JOE LOUIS ARENA  
**Match duration:** Start: 18:00 End: 20:29 Total: 2:29

Teams	Sets	1	2	3	4	5	Total
<b>USA</b>	<b>2</b>	22	25	25	21	15	108
<b>CAN</b>	<b>3</b>	25	19	21	25	17	107
<b>Set duration</b>		0:29	0:29	0:28	0:30	0:21	2:17




### CAN • CANADA



**Set**

Avg. by set

Rk	No	Name	Running Sets	Faults	Still Sets	Total Attempts	Note
1	1	SANDERS TYLER (S)	40	-	62	102	8.00
-	2	PERRIN JOHN GORDON (OH)	-	-	-	-	
-	3	LEWIS DANIEL (L)	-	-	4	4	
-	4	HOWATSON JOSHUA (L)	-	-	-	-	
-	5	VERHOEFF RUDY (MB)	-	-	-	-	
-	6	DUFF JUSTIN (MB)	-	-	1	1	
-	8	SIMAC ADAM (MB)	-	-	1	1	
-	9	SCHNEIDER DUSTIN (S)	-	-	-	-	
-	10	VAN LANKVELT TOONTJE (OH)	-	-	2	2	
-	12	SCHMITT GAVIN (OP)	-	-	-	-	
-	15	WINTERS FREDERIC (OH)	-	-	4	4	
-	17	VIGRASS GRAHAM (MB)	-	-	-	-	
-	18	HOAG NICHOLAS (OH)	-	-	-	-	
-	22	MARSHALL STEVEN (OH)	-	-	-	-	
<b>Others</b>			-	-	-	-	
<b>Total Team</b>			40	-	74	114	8.00



**Reception**

Eff. %  
Limit: 20.00%

Rk	No	Name	Excellents	Faults	Serve Receptions	Total Attempts	Note
1	3	LEWIS DANIEL (L)	21	3	2	26	69.23
2	15	WINTERS FREDERIC (OH)	17	4	3	24	54.17
3	10	VAN LANKVELT TOONTJE (OH)	20	6	8	34	41.18
-	22	MARSHALL STEVEN (OH)	2	1	-	3	
-	1	SANDERS TYLER (S)	1	-	1	2	
-	2	PERRIN JOHN GORDON (OH)	1	-	1	2	
-	6	DUFF JUSTIN (MB)	1	-	-	1	
-	4	HOWATSON JOSHUA (L)	-	-	-	-	
-	5	VERHOEFF RUDY (MB)	-	-	-	-	
-	8	SIMAC ADAM (MB)	-	-	-	-	
-	9	SCHNEIDER DUSTIN (S)	-	-	-	-	
-	12	SCHMITT GAVIN (OP)	-	-	-	-	
-	17	VIGRASS GRAHAM (MB)	-	-	-	-	
-	18	HOAG NICHOLAS (OH)	-	-	-	-	
<b>Others</b>			-	-	-	-	
<b>Total Team</b>			63	14	15	92	53.26

