



2018 WORLD CHAMPIONSHIP
QUALIFICATION
CAZOVA TOURNAMENT

SENIOR MEN GROUP D & E



Daily Bulletin

July 4th, 2017

2



CAZOVA Senior Championship Men

July 2nd to 10th, 2017

National Cycling Centre

Couva, Trinidad

Tuesday 4th July 2017					Results					
Time	Match			Group	Game	Set 1	Set 2	Set 3	Set 4	Set 5
1 02:00 PM	MQE	vs	SUR	D	1-3	21-25	25-17	23-25	19-25	
2 04:00 PM	JAM	vs	HAI	E	3-1	25-22	25-20	19-25	25-22	
3 07:00 PM	BAR	vs	BAH	E	3-2	22-25	25-19	12-25	25-18	15-11
4 09:00 PM	TTO	vs	CUR	D	3-2	23-25	22-25	25-23	25-23	15-12

Wednesday 5th July 2017					Results					
Time	Match			Group	Game	Set 1	Set 2	Set 3	Set 4	Set 5
5 02:00 PM	CUR	vs	MQE	D						
6 04:00 PM	BAH	vs	JAM	E						
7 07:00 PM	BAR	vs	HAI	E						
8 09:00 PM	TTO	vs	SUR	D						

Thursday 6th July 2017					Results					
Time	Match			Group	Game	Set 1	Set 2	Set 3	Set 4	Set 5
9 02:00 PM	SUR	vs	CUR	D						
10 04:00 PM	BAH	vs	HAI	E						
11 07:00 PM	BAR	vs	JAM	E						
12 09:00 PM	TTO	vs	MQE	D						

Friday 7th July 2017				Results					
Time	Match			Game	Set 1	Set 2	Set 3	Set 4	Set 5
13 02:00 PM	7th Play-Off								
14 05:00 PM	Quarter Finals								
15 07:00 PM	Quarter Finals								

Saturday 8th July 2017				Results					
Time	Match			Game	Set 1	Set 2	Set 3	Set 4	Set 5
16 02:00 PM	5th Play-Off								
17 05:00 PM	Semi Finals								
18 07:00 PM	Semi Finals								

Sunday 9th July 2017				Results					
Time	Match			Game	Set 1	Set 2	Set 3	Set 4	Set 5
19 02:00 PM	3rd Play-Off								
20 04:00 PM	Finals								



P-4 VOLLEYBALL • Collated results & ranking

2018 WCQT 2ND ROUND CAZOVA MEN CHAMPIONSHIP

Results of Tuesday, July 04, 2017



MATCH RESULTS

Preliminary Round Group D

No	Date	Teams	Set	Result per set (points)					Total Points	Time	Spectators
				1	2	3	4	5			
1	7/4/2017	MQE - SUR	1-3	21-25	25-17	23-25	19-25		88- 92	1:45	
4	7/4/2017	TTO - CUR	3-2	23-25	22-25	25-23	25-23	15-12	110-108	14:10	

Preliminary Round Group E

No	Date	Teams	Set	Result per set (points)					Total Points	Time	Spectators
				1	2	3	4	5			
2	7/4/2017	JAM - HAI	3-1	25-22	25-20	19-25	25-22		94- 89	1:52	
3	7/4/2017	BAR - BAH	3-2	22-25	25-19	12-25	25-18	15-11	99- 98	2:07	

TEAM RANKING

Preliminary Round Group D

Rk	Code	Team	Matches				Results Details						Points			Sets		
			Pts	T	W	L	3-0	3-1	3-2	2-3	1-3	0-3	W	L	Ratio	W	L	Ratio
1	SUR	SURINAME	4	1	1	0	0	1	0	0	0	0	92	88	1.045	3	1	3.000
2	TTO	TRINIDAD & TOBAGO	3	1	1	0	0	0	1	0	0	110	108	1.019	3	2	1.500	
3	CUR	CURACAO	2	1	0	1	0	0	0	1	0	108	110	0.982	2	3	0.667	
4	MQE	MARTINIQUE	1	1	0	1	0	0	0	0	1	88	92	0.957	1	3	0.333	

Preliminary Round Group E

Rk	Code	Team	Matches				Results Details						Points			Sets		
			Pts	T	W	L	3-0	3-1	3-2	2-3	1-3	0-3	W	L	Ratio	W	L	Ratio
1	JAM	JAMAICA	4	1	1	0	0	1	0	0	0	94	89	1.056	3	1	3.000	
2	BAR	BARBADOS	3	1	1	0	0	0	1	0	0	99	98	1.010	3	2	1.500	
3	BAH	BAHAMAS	2	1	0	1	0	0	0	1	0	98	99	0.990	2	3	0.667	
4	HAI	HAITI	1	1	0	1	0	0	0	0	1	89	94	0.947	1	3	0.333	

Scoring skills

BEST PLAYERS

Non scoring skills

Skill	Rk	Name	Team	Succ. %	Skill	Rk	Name	Team	Avg. by set
Spike Limit: 15.00%	1	Isenia Raygid	CUR	55.00	Dig	1	Clarke Clifton	JAM	2.25
	2	Lewis Mark	JAM	52.63		2	Cedme Pedro	HAI	2.00
	3	Browne Kyle	BAR	51.43		3	Mohammed Joshua	TTO	2.00
Block	1	Flu Marc	SUR	1.25	Set	1	Toussaint Christian	HAI	3.75
	2	Hoyte Mikheil	TTO	1.20		2	Christine Loris	MQE	3.50
	3	Sporkslede Keven	SUR	1.00		3	Donald Kameron	TTO	3.40
Serve	1	ALPHA Stéphane	MQE	0.75	Reception	1	Wilson Prince Tanique	BAH	68.18
	2	Naarden Gino Robert	SUR	0.75		2	Mota Ernaldo	CUR	67.86
	3	Browne Kyle	BAR	0.60		3	BRELEUR Yoann	MQE	64.29



P-2 VOLLEYBALL • Match result

2018 WCQT 2ND ROUND CAZOVA MEN CHAMPIONSHIP Preliminary Round Group D



Match: 1 **Date:** 7/4/2017 **Spectators:** 0
City: Couva
Hall: National Cycling Centre
Match duration: Start: 2:10 End: 3:55 Total: 1:45

Teams	Sets	1	2	3	4	5	Total
MQE	1	21	25	23	19		88
SUR	3	25	17	25	25		92
Set duration		0:22	0:25	0:27	0:22		1:36

Referees: YEARWOOD, Sherry (BAR) & JOLICOEUR, Eddyson (HAI)

MQE • MARTINIQUE		1	2	3	4	5	Pts
1	ALPHA Grégory					□	1
2	Christine Loris	■	■	■	■		4
3	BRELEUR Yoann	■	■	■	■		13
4	Soltin Joël	■	■	■	■		7
5	Lefaire David	■	■				3
7	Larcher Rodrigue		□	■	■		11
9	BRIGITTE Jahël						
10	LOUIS-MARIE William				□	□	1
12	ALPHA Stéphane	■	■	■	■		6
13	L Christine Aymeric	L	L	L	L		
14	Desert Nicolas						
17	HARDY-DESSOURCES Gérald	■	■	■	■		5

Coach: ERIALC Eddy
Assistant: ROOKUAH Dominique

SUR • SURINAME		1	2	3	4	5	Pts
1	Brunings Dion		□	□	■		1
2	Flu Marc	■	■	■	■		6
3	Susana Romario						
4	Ong A Fat Furgil				□		
5	L Joval Roberto Frits	L	L	L	L		
6	Mahabali Leonel						
7	Sporkslede Keven	■	■	■	■		16
8	Vliet Antoine Verny		□	□	■		5
9	Breinburg Zefanio	■	■	■	□		8
10	Fraser Clyde	■	■	■	■		5
12	Foe-A-Man Casey	■	■	■	□		1
20	Naarden Gino Robert	■	■	■	■		17

Coach: Getrouw Verdy
Assistant: Valdes Diaz Sergio

TEAMS AND PLAYERS PERFORMANCES

Won Pts	Total Atts	No Name
35	113	Total Team
11	27	3 BRELEUR Yoann
10	25	7 Larcher Rodrigue
11	42	Total Team
4	8	4 Soltin Joël
3	13	17 HARDY-DESSOURCES
5	89	Total Team
3	17	12 ALPHA Stéphane
1	13	7 Larcher Rodrigue
36		Total Team
87	244	Total Team

Scoring Skills
Spike
Block
Serve
Opp. error
Total

Won Pts	Total Atts	No Name
40	113	Total Team
12	37	20 Naarden Gino Robert
12	34	7 Sporkslede Keven
16	61	Total Team
5	10	2 Flu Marc
4	14	7 Sporkslede Keven
3	91	Total Team
3	16	20 Naarden Gino Robert
33		Total Team
92	265	Total Team

13	50	3 BRELEUR Yoann
----	----	-----------------

Best Scorer

17	62	20 Naarden Gino Robert
----	----	------------------------

Excellent	Total Atts	No Name
18	77	Total Team
5	19	13 Christine Aymeric
5	12	7 Larcher Rodrigue
17	103	Total Team
14	80	2 Christine Loris
37	77	Total Team
18	28	3 BRELEUR Yoann
12	27	13 Christine Aymeric

Non scoring Skills
Dig
Set
Reception
Success - Faults
Attempts

Excellent	Total Atts	No Name
12	73	Total Team
5	13	7 Sporkslede Keven
4	16	20 Naarden Gino Robert
18	109	Total Team
9	50	12 Foe-A-Man Casey
32	75	Total Team
15	31	7 Sporkslede Keven
8	18	20 Naarden Gino Robert

■ Starting line-up Pts = Points scored [nn] = Captain
□ Substitute Atts = Attempts L = Libero
Opp = Opponent



P-2 VOLLEYBALL • Match result

2018 WCQT 2ND ROUND GAZOVA MEN CHAMPIONSHIP Preliminary Round Group E



Match: 2 **Date:** 7/4/2017 **Spectators:** 0
City: Couva
Hall: National Cycling Centre
Match duration: Start: 4:43 End: 6:35 Total: 1:52

Teams	Sets	1	2	3	4	5	Total
JAM	3	25	25	19	25		94
HAI	1	22	20	25	22		89
Set duration		0:25	0:28	0:23	0:27		1:43

Referees: AUGSTINE, Betty Ann (MQE) & SERVANI, Eckersly (CUR)

JAM • JAMAICA		1	2	3	4	5	Pts
1	L Clarke Clifton		L	L	L	L	
3	Williams Damor						
4	Dwyer Shane						
6	Brown Dellan	■	■	■	■		9
8	Clarke Jovanny					□	
9	Hitchman Triston						
11	Hartley Jamion	■	■	■	■		28
12	McLean Andre	■	■	■	■		2
13	Morgan Delford	■	■	■	■		3
15	Reid Marlon						
16	Blake Mark Martin	■	■	■	■		10
18	Lewis Mark	■	■	■	■		12

Coach: Gatasheu Bonner
Assistant: Damion Gooden

HAI • HAITI		1	2	3	4	5	Pts
1	L Cedme Pedro		L	L	L	L	
2	Toussaint Christian	■	■	■	■		
3	Mesidor Steneley	■	■	■	■		9
4	Frederic Jacques-Antoine	■	■	■	■		9
6	Registre Fritz Wanel					□	3
7	Antoine Claude	■	■	■	■		11
8	Glezil May Newbornson					□	
9	Benjamin Irvens	■	■	■	■		9
10	Alexandre Leslee						
11	Joseph Frantz	■	■				4
12	Lebrun Olson					□ □	1

Coach: LARRIEUX, Yves (HAI)
Assistant: ADOLPHE, Ralph (HAI)

TEAMS AND PLAYERS PERFORMANCES

Won Pts	Total Atts	No Name
48	108	Total Team
23	50	11 Hartley Jamion
10	19	18 Lewis Mark
12	56	Total Team
4	10	11 Hartley Jamion
3	19	16 Blake Mark Martin
4	93	Total Team
2	20	13 Morgan Delford
1	11	6 Brown Dellan
30		Total Team
94	257	Total Team

Scoring Skills
Spike
Block
Serve
Opp. error
Total

Won Pts	Total Atts	No Name
40	115	Total Team
10	24	7 Antoine Claude
8	29	9 Benjamin Irvens
4	47	Total Team
2	7	4 Frederic Jacques-Antoine
2	8	3 Mesidor Steneley
2	90	Total Team
1	17	9 Benjamin Irvens
1	18	7 Antoine Claude
43		Total Team
89	252	Total Team

28	72	11 Hartley Jamion
----	----	-------------------

Best Scorer

11	49	7 Antoine Claude
----	----	------------------

Excellent	Total Atts	No Name
15	76	Total Team
9	29	1 Clarke Clifton
2	9	12 McLean Andre
11	111	Total Team
11	96	12 McLean Andre
41	75	Total Team
18	30	13 Morgan Delford
15	25	1 Clarke Clifton

Non scoring Skills
Dig
Set
Reception
Success - Faults
Attempts

Excellent	Total Atts	No Name
16	88	Total Team
8	26	1 Cedme Pedro
4	19	7 Antoine Claude
15	110	Total Team
15	94	2 Toussaint Christian
34	76	Total Team
13	24	1 Cedme Pedro
11	22	9 Benjamin Irvens

■ Starting line-up Pts = Points scored [nn] = Captain
□ Substitute Atts = Attempts L = Libero
Opp = Opponent



P-2 VOLLEYBALL • Match result

2018 WCQT 2ND ROUND GAZOVA MEN CHAMPIONSHIP Preliminary Round Group E



Match: 3 **Date:** 7/4/2017 **Spectators:** 0
City: Couva
Hall: National Cycling Centre
Match duration: Start: 8:19 End: 10:26 Total: 2:07

Teams	Sets	1	2	3	4	5	Total
BAR	3	22	25	12	25	15	99
BAH	2	25	19	25	18	11	98
Set duration		0:27	0:26	0:21	0:22	0:18	1:54

Referees: SAMUEL, Winston (JAM) & SANDIFORD, Sheldon (TTO)

BAR • BARBADOS		1	2	3	4	5	Pts
1	Simpson Shawn	■	■	■	■	■	15
3	Cyrus Carlos		□	■			1
4	Mayers Ahkeem		□	□	■	■	3
5	Niles Adam				□		
6	L Packer Stephen	L	L	L	L	L	
13	Browne Kyle	■	■	■	■	■	21
14	London Alain	■	■		□	■	
15	Wood Ammuniki	■	■	■	■	■	6
16	Holder Chioke			■			
19	Thompson Klode	■	■		■	■	2
20	Jordan Ashan	■	■	□	□		3
21	Doughty Paul		□	■	■	□	1

Coach: MR ANDREW CULPEPPER (BAR)
Assistant: MR SHON HURDLE (BAR)

BAH • BAHAMAS		1	2	3	4	5	Pts
1	Southard Javari				□	■	1
2	Wilson Prince'Tanique	■	■	■	■	■	10
5	Saunders Je'Vaughn	■	■	■	■		
6	L Ferguson Jamaal	L	L	L	L	L	
7	Ferguson Byron	■	■	■	■	■	25
8	Williams Lorenzo				□		
9	Rolle Glen						
11	Simon Tonny						
13	Moxey Rajahl					■	1
15	Hepburn Shanari	■	■	■	■		6
17	Forbes Shedrick	■	■	■	■	■	6
18	Stuart Eugene	■	■	■	■	■	7

Coach: Covance Mortimer
Assistant: Lloyd Davis

TEAMS AND PLAYERS PERFORMANCES

Won Pts	Total Atts	No Name
42	107	Total Team
18	35	13 Browne Kyle
12	33	1 Simpson Shawn
6	38	Total Team
2	14	15 Wood Ammuniki
2	6	1 Simpson Shawn
4	99	Total Team
3	19	13 Browne Kyle
1	12	1 Simpson Shawn
47		Total Team
99	244	Total Team

Scoring Skills
Spike
Block
Serve
Opp. error
Total

Won Pts	Total Atts	No Name
45	109	Total Team
20	41	7 Ferguson Byron
10	23	2 Wilson Prince'Tanique
7	46	Total Team
3	12	15 Hepburn Shanari
2	9	18 Stuart Eugene
4	98	Total Team
3	18	7 Ferguson Byron
1	16	17 Forbes Shedrick
42		Total Team
98	253	Total Team

21	56	13 Browne Kyle
----	----	----------------

Best Scorer

25	69	7 Ferguson Byron
----	----	------------------

Excellent	Total Atts	No Name
11	67	Total Team
7	18	6 Packer Stephen
2	12	13 Browne Kyle
16	106	Total Team
10	53	14 London Alain
35	83	Total Team
12	22	6 Packer Stephen
8	22	20 Jordan Ashan

Non scoring Skills
Dig
Set
Reception
Success - Faults
Attempts

Excellent	Total Atts	No Name
12	73	Total Team
4	20	2 Wilson Prince'Tanique
3	8	17 Forbes Shedrick
17	111	Total Team
14	61	5 Saunders Je'Vaughn
51	80	Total Team
31	44	2 Wilson Prince'Tanique
11	17	17 Forbes Shedrick

■ Starting line-up Pts = Points scored [nn] = Captain
□ Substitute Atts = Attempts L = Libero
Opp = Opponent



P-2 VOLLEYBALL • Match result

2018 WCQT 2ND ROUND GAZOVA MEN CHAMPIONSHIP Preliminary Round Group D



Match: 4 **Date:** 7/4/2017 **Spectators:** 0
City: Couva
Hall: National Cycling Centre
Match duration: Start: 11:08 End: 1:18 Total: 14:10

Teams	Sets	1	2	3	4	5	Total
TTO	3	23	22	25	25	15	110
CUR	2	25	25	23	23	12	108
Set duration		0:24	0:28	0:25	0:26	0:15	1:58

Referees: MILLER, Lanza (BAH) & MANHOEF, Antoine (SUR)

TTO • TRINIDAD & TOBAGO		1	2	3	4	5	Pts
2	Harry Enrique						
4	Daniel Kwesi						
5	Bushe Akim	■	■	■	■	■	8
7	Phillip Marlon	■	■	■	■	■	12
8	Donald Kameron	■	■	■	■	■	4
9	Williams Daneil						
10	Hoyte Mikheil	■	■	■	■	■	15
11	Stewart Ryan	■	■	■	■	■	18
12	Noriega Nathanael						
14	Roberts Adriel						
15	L Mohammed Joshua	L	L	L	L	L	
18	Legall Brandon	■	■	■	■	■	11

Coach: SEAN-MIGUEL MORRISON
Assistant: TOBIAS OTTLEY

CUR • CURACAO		1	2	3	4	5	Pts
1	Tokaay Giandro	■	■	■	■	■	2
2	Colina Derwin	□	■	□	■	■	11
3	Meulens Jurham	■	□	■	□	■	7
4	L Mota Ernaldo	L	L	L	L	L	
5	Isebia Aarion						
6	Isebia Aarion	■	■	■	■	■	12
7	Daal Henrich	■	■	■	■	■	6
9	Paulina Gilbert	■	■	■	■	■	4
10	Valeriano Shuruendy		□	□	□	■	2
11	Kleinmoedig Marlison	■	■	■	■	■	10
12	Marchena Raynold						
15	Anthony Quinten						

Coach: Marverick Alexander (CUR)
Assistant: Andre Paulina (CUR)

TEAMS AND PLAYERS PERFORMANCES

Won Pts	Total Atts	No Name
48	133	Total Team
17	40	11 Stewart Ryan
9	29	18 Legall Brandon
14	69	Total Team
6	17	10 Hoyte Mikheil
2	6	7 Phillip Marlon
6	110	Total Team
2	14	5 Bushe Akim
1	15	10 Hoyte Mikheil
42		Total Team
110	312	Total Team

Scoring Skills
Spike
Block
Serve
Opp. error
Total

Won Pts	Total Atts	No Name
48	124	Total Team
11	20	6 Isebia Raygid
10	30	2 Colina Derwin
6	67	Total Team
3	14	7 Daal Henrich
1	6	2 Colina Derwin
0	108	Total Team
54		Total Team
108	299	Total Team

18	70	11 Stewart Ryan
----	----	-----------------

Best Scorer		
12	55	6 Isebia Raygid

12	55	6 Isebia Raygid
----	----	-----------------

Excellent	Total Atts	No Name
22	77	Total Team
10	28	15 Mohammed Joshua
5	13	7 Phillip Marlon
19	130	Total Team
17	116	8 Donald Kameron
53	101	Total Team
14	26	15 Mohammed Joshua
25	49	18 Legall Brandon

Non scoring Skills
Dig
Set
Reception
Success - Faults
Attempts

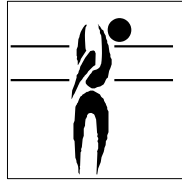
Excellent	Total Atts	No Name
23	91	Total Team
5	10	2 Colina Derwin
4	7	6 Isebia Raygid
7	131	Total Team
7	109	1 Tokaay Giandro
50	90	Total Team
20	28	4 Mota Ernaldo
15	24	2 Colina Derwin

■ Starting line-up Pts = Points scored [nn] = Captain
□ Substitute Atts = Attempts L = Libero
Opp = Opponent



P-5 VOLLEYBALL • Players ranking by skills

2018 WCQT 2ND ROUND CAZOVA MEN CHAMPIONSHIP



Best Scorers

Rk	No	Name	Team	Spike	Block	Serve	Total
1	11	Hartley Jamion	JAM	23	4	1	28
2	7	Ferguson Byron	BAH	20	2	3	25
3	13	Browne Kyle	BAR	18	0	3	21
4	11	Stewart Ryan	TTO	17	1	0	18
5	20	Naarden Gino Robert	SUR	12	2	3	17
6	7	Sporkslede Keven	SUR	12	4	0	16
7	1	Simpson Shawn	BAR	12	2	1	15
7	10	Hoyte Mikheil	TTO	8	6	1	15
9	3	BRELEUR Yoann	MQE	11	1	1	13
10	18	Lewis Mark	JAM	10	2	0	12
10	6	Isenia Raygid	CUR	11	1	0	12
10	7	Phillip Marlon	TTO	9	2	1	12
13	7	Antoine Claude	HAI	10	0	1	11
13	7	Larcher Rodrigue	MQE	10	0	1	11
13	2	Colina Derwin	CUR	10	1	0	11
13	18	Legall Brandon	TTO	9	1	1	11
17	16	Blake Mark Martin	JAM	7	3	0	10
17	11	Kleinmoedig Marlison	CUR	10	0	0	10
17	2	Wilson Prince Tanique	BAH	10	0	0	10
20	9	Benjamin Irvens	HAI	8	0	1	9
20	3	Mesidor Steneley	HAI	7	2	0	9
20	4	Frederic Jacques-Antoine	HAI	7	2	0	9
20	6	Brown Dellan	JAM	6	2	1	9
24	9	Breinburg Zefanio	SUR	5	3	0	8
24	5	Bushe Akim	TTO	4	2	2	8
26	4	Soltin Joël	MQE	3	4	0	7
26	3	Meulens Jurcham	CUR	7	0	0	7
26	18	Stuart Eugene	BAH	5	2	0	7
29	12	ALPHA Stéphane	MQE	3	0	3	6
29	2	Flu Marc	SUR	1	5	0	6
29	17	Forbes Shedrick	BAH	5	0	1	6
29	15	Wood Ammuniki	BAR	4	2	0	6
29	7	Daal Henrich	CUR	3	3	0	6
29	15	Hepburn Shanari	BAH	3	3	0	6
35	8	Vliet Antoine Verny	SUR	4	1	0	5
35	10	Fraser Clyde	SUR	4	1	0	5
35	17	HARDY-DESSOURCES Gérald	MQE	2	3	0	5
38	11	Joseph Frantz	HAI	4	0	0	4
38	2	Christine Loris	MQE	2	2	0	4
38	9	Paulina Gilbert	CUR	4	0	0	4
38	8	Donald Kameron	TTO	1	2	1	4
42	6	Registre Fritz Wanel	HAI	3	0	0	3
42	5	Lefavre David	MQE	3	0	0	3
42	13	Morgan Delford	JAM	1	0	2	3
42	20	Jordan Ashan	BAR	3	0	0	3
42	4	Mayers Ahkeem	BAR	2	1	0	3
47	12	McLean Andre	JAM	1	1	0	2
47	10	Valeriano Shuruendy	CUR	2	0	0	2
47	1	Tokaay Giandro	CUR	1	1	0	2
47	19	Thompson Klode	BAR	1	1	0	2
Total tournament				346	76	28	450



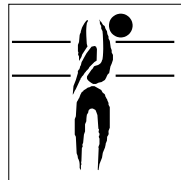
P-5 VOLLEYBALL • Players ranking by skills
2018 WCQT 2ND ROUND CAZOVA MEN CHAMPIONSHIP



Best Spikers

Limit: 15.00%

Rk	No	Name	Team	Spikes	Faults	Shots	Total Attempts	Succ. %
1	6	Isenia Raygid	CUR	11	2	7	20	55.00
2	18	Lewis Mark	JAM	10	2	7	19	52.63
3	13	Browne Kyle	BAR	18	2	15	35	51.43
4	7	Ferguson Byron	BAH	20	6	15	41	48.78
5	11	Kleinmoedig Marlison	CUR	10	4	7	21	47.62
6	11	Hartley Jamion	JAM	23	5	22	50	46.00
7	2	Wilson Prince'Tanique	BAH	10	4	9	23	43.48
8	11	Stewart Ryan	TTO	17	8	15	40	42.50
9	7	Antoine Claude	HAI	10	3	11	24	41.67
10	16	Blake Mark Martin	JAM	7	3	7	17	41.18
Total Tournament				346	183	393	922	37.53



Best Blockers

Rk	No	Name	Team	Kill Blocks	Faults	Rebounds	Total Attempts	Avg. by set
1	2	Flu Marc	SUR	5	1	4	10	1.25
2	10	Hoyte Mikheil	TTO	6	5	6	17	1.20
3	7	Sporkslede Keven	SUR	4	1	9	14	1.00
4	4	Soltin Joël	MQE	4	2	2	8	1.00
5	11	Hartley Jamion	JAM	4	3	3	10	1.00
6	16	Blake Mark Martin	JAM	3	5	11	19	0.75
7	9	Breinburg Zefanio	SUR	3	3	1	7	0.75
8	17	HARDY-DESSOURCES Gérald	MQE	3	7	3	13	0.75
9	7	Daal Henrich	CUR	3	6	5	14	0.60
10	15	Hepburn Shanari	BAH	3	6	3	12	0.60
Total Tournament				76	141	209	426	4.22




Best Servers

Rk	No	Name	Team	Aces	Faults	Serve Hits	Total Attempts	Avg. by set
1	12	ALPHA Stéphane	MQE	3	5	9	17	0.75
2	20	Naarden Gino Robert	SUR	3	5	8	16	0.75
3	13	Browne Kyle	BAR	3	5	11	19	0.60
4	7	Ferguson Byron	BAH	3	6	9	18	0.60
5	13	Morgan Delford	JAM	2	4	14	20	0.50
6	5	Bushe Akim	TTO	2	4	8	14	0.40
7	7	Larcher Rodrigue	MQE	1	-	12	13	0.25
8	9	Benjamin Irvens	HAI	1	1	15	17	0.25
9	6	Brown Dellan	JAM	1	1	9	11	0.25
10	3	BRELEUR Yoann	MQE	1	3	11	15	0.25
Total Tournament				28	115	635	778	1.56



P-5 VOLLEYBALL • Players ranking by skills
2018 WCQT 2ND ROUND CAZOVA MEN CHAMPIONSHIP



Best Diggers

Rk	No	Name	Team	Digs	Faults	Receptions	Total Attempts	Avg. by set
1	1	Clarke Clifton	JAM	9	13	7	29	2.25
2	1	Cedme Pedro	HAI	8	9	9	26	2.00
3	15	Mohammed Joshua	TTO	10	11	7	28	2.00
4	6	Packer Stephen	BAR	7	6	5	18	1.40
5	7	Sporkslede Keven	SUR	5	-	8	13	1.25
6	13	Christine Aymeric	MQE	5	4	10	19	1.25
7	7	Larcher Rodrigue	MQE	5	3	4	12	1.25
8	3	BRELEUR Yoann	MQE	5	3	3	11	1.25
9	2	Colina Derwin	CUR	5	1	4	10	1.00
10	20	Naarden Gino Robert	SUR	4	4	8	16	1.00
Total Tournament				129	244	249	622	7.17



Best Setters

Rk	No	Name	Team	Running Sets	Faults	Still Sets	Total Attempts	Avg. by set
1	2	Toussaint Christian	HAI	15	-	79	94	3.75
2	2	Christine Loris	MQE	14	-	66	80	3.50
3	8	Donald Kameron	TTO	17	5	94	116	3.40
4	5	Saunders Je'Vaughn	BAH	14	5	42	61	2.80
5	12	McLean Andre	JAM	11	4	81	96	2.75
6	12	Foe-A-Man Casey	SUR	9	1	40	50	2.25
7	14	London Alain	BAR	10	-	43	53	2.00
8	1	Brunings Dion	SUR	8	2	27	37	2.00
9	1	Tokaay Giandro	CUR	7	8	94	109	1.40
10	21	Doughty Paul	BAR	6	3	29	38	1.20
Total Tournament				120	45	746	911	6.67



Best Receivers


Limit: 20.00%

Rk	No	Name	Team	Excellents	Faults	Serve Receptions	Total Attempts	Eff. %
1	2	Wilson Prince Tanique	BAH	31	1	12	44	68.18
2	4	Mota Ernaldo	CUR	20	1	7	28	67.86
3	3	BRELEUR Yoann	MQE	18	-	10	28	64.29
4	2	Colina Derwin	CUR	15	1	8	24	58.33
5	13	Morgan Delford	JAM	18	1	11	30	56.67
6	1	Clarke Clifton	JAM	15	1	9	25	56.00
7	6	Packer Stephen	BAR	12	-	10	22	54.55
8	15	Mohammed Joshua	TTO	14	-	12	26	53.85
9	17	Forbes Shedrick	BAH	11	2	4	17	52.94
10	1	Cedme Pedro	HAI	13	1	10	24	50.00
Total Tournament				333	36	288	657	45.21



P-5 VOLLEYBALL • Players ranking by skills

2018 WCQT 2ND ROUND CAZOVA MEN CHAMPIONSHIP



Best Liberos

Rk	No	Name	Team	Excellents	Faults	In play	Total attempts	Succ. %
1	6	Packer Stephen	BAR	19	6	15	40	47.50
2	4	Mota Ernaldo	CUR	24	11	18	53	45.28
3	15	Mohammed Joshua	TTO	24	11	19	54	44.44
4	1	Clarke Clifton	JAM	24	14	16	54	44.44
5	1	Cedme Pedro	HAI	21	10	19	50	42.00
6	13	Christine Aymeric	MQE	17	7	22	46	36.96
7	6	Ferguson Jamaal	BAH	10	9	9	28	35.71
8	5	Joal Roberto Frits	SUR	7	12	14	33	21.21



P-6 VOLLEYBALL • Teams ranking by skills
2018 WCQT 2ND ROUND CAZOVA MEN CHAMPIONSHIP



Best Spikers

Limit: 15.00%

Rk	Team	Spikes	Faults	Shots	Total Attempts	Succ. %
1	JAM JAMAICA	48	15	45	108	44.44
2	BAH BAHAMAS	45	25	39	109	41.28
3	BAR BARBADOS	42	24	41	107	39.25
4	CUR CURACAO	48	26	50	124	38.71
5	TTO TRINIDAD & TOBAGO	48	24	61	133	36.09
6	SUR SURINAME	40	23	50	113	35.40
7	HAI HAITI	40	19	56	115	34.78
8	MQE MARTINIQUE	35	27	51	113	30.97
Total Tournament		346	183	393	922	37.53



Best Blockers

Rk	Team	Kill Blocks	Faults	Rebounds	Total Attempts	Avg. by set
1	SUR SURINAME	16	14	31	61	4.00
2	JAM JAMAICA	12	17	27	56	3.00
3	TTO TRINIDAD & TOBAGO	14	26	29	69	2.80
4	MQE MARTINIQUE	11	14	17	42	2.75
5	BAH BAHAMAS	7	17	22	46	1.40
6	CUR CURACAO	6	27	34	67	1.20
6	BAR BARBADOS	6	16	16	38	1.20
8	HAI HAITI	4	10	33	47	1.00
Total Tournament		76	141	209	426	4.22




Best Servers

Rk	Team	Aces	Faults	Serve Hits	Total Attempts	Avg. by set
1	MQE MARTINIQUE	5	13	71	89	1.25
2	TTO TRINIDAD & TOBAGO	6	18	86	110	1.20
3	JAM JAMAICA	4	15	74	93	1.00
4	BAH BAHAMAS	4	15	79	98	0.80
4	BAR BARBADOS	4	19	76	99	0.80
6	SUR SURINAME	3	14	74	91	0.75
7	HAI HAITI	2	14	74	90	0.50
8	CUR CURACAO	-	7	101	108	
Total Tournament		28	115	635	778	1.56



P-6 VOLLEYBALL • Teams ranking by skills
2018 WCQT 2ND ROUND CAZOVA MEN CHAMPIONSHIP



Best Diggers

Rk	Team	Digs	Faults	Receptions	Total Attempts	Avg. by set
1	CUR CURACAO	23	31	37	91	4.60
2	MQE MARTINIQUE	18	27	32	77	4.50
3	TTO TRINIDAD & TOBAGO	22	31	24	77	4.40
4	HAI HAITI	16	42	30	88	4.00
5	JAM JAMAICA	15	32	29	76	3.75
6	SUR SURINAME	12	27	34	73	3.00
7	BAH BAHAMAS	12	28	33	73	2.40
8	BAR BARBADOS	11	26	30	67	2.20
Total Tournament		129	244	249	622	7.17



Best Setters

Rk	Team	Running Sets	Faults	Still Sets	Total Attempts	Avg. by set
1	SUR SURINAME	18	3	88	109	4.50
2	MQE MARTINIQUE	17	4	82	103	4.25
3	TTO TRINIDAD & TOBAGO	19	5	106	130	3.80
4	HAI HAITI	15	-	95	110	3.75
5	BAH BAHAMAS	17	9	85	111	3.40
6	BAR BARBADOS	16	5	85	106	3.20
7	JAM JAMAICA	11	7	93	111	2.75
8	CUR CURACAO	7	12	112	131	1.40
Total Tournament		120	45	746	911	6.67



Best Receivers

Limit: 20.00%

Rk	Team	Excellents	Faults	Serve Receptions	Total Attempts	Eff. %
1	BAH BAHAMAS	51	4	25	80	58.75
2	JAM JAMAICA	41	2	32	75	52.00
3	CUR CURACAO	50	5	35	90	50.00
4	TTO TRINIDAD & TOBAGO	53	4	44	101	48.51
5	MQE MARTINIQUE	37	4	36	77	42.86
6	HAI HAITI	34	5	37	76	38.16
7	BAR BARBADOS	35	6	42	83	34.94
8	SUR SURINAME	32	6	37	75	34.67
Total Tournament		333	36	288	657	45.21