



2018 WORLD CHAMPIONSHIP  
QUALIFICATION  
CAZOVA TOURNAMENT

SENIOR MEN GROUP D & E

---



**Daily Bulletin**

July 5<sup>th</sup>, 2017

**3**



## CAZOVA Senior Championship Men

July 2nd to 10th, 2017

National Cycling Centre

Couva, Trinidad

Tuesday 4th July 2017					Results					
Time	Match			Group	Game	Set 1	Set 2	Set 3	Set 4	Set 5
1 2:00 PM	MQE	vs	SUR	D	1-3	21-25	25-17	23-25	19-25	
2 4:00 PM	JAM	vs	HAI	E	3-1	25-22	25-20	19-25	25-22	
3 7:00 PM	BAR	vs	BAH	E	3-2	22-25	25-19	12-25	25-18	15-11
4 9:00 PM	TTO	vs	CUR	D	3-2	23-25	22-25	25-23	25-23	15-12

Wednesday 5th July 2017					Results					
Time	Match			Group	Game	Set 1	Set 2	Set 3	Set 4	Set 5
5 2:00 PM	CUR	vs	MQE	D	0-3	14-25	23-25	23-25		
6 4:00 PM	BAH	vs	JAM	E	0-3	18-25	19-25	18-25		
7 7:00 PM	BAR	vs	HAI	E	3-2	22-25	19-25	25-23	25-18	15-13
8 9:00 PM	TTO	vs	SUR	D	3-2	22-25	25-22	28-30	25-21	15-9

Thursday 6th July 2017					Results					
Time	Match			Group	Game	Set 1	Set 2	Set 3	Set 4	Set 5
9 2:00 PM	SUR	vs	CUR	D						
10 4:00 PM	BAH	vs	HAI	E						
11 7:00 PM	BAR	vs	JAM	E						
12 9:00 PM	TTO	vs	MQE	D						

Friday 7th July 2017				Results						
Time	Match				Game	Set 1	Set 2	Set 3	Set 4	Set 5
13 2:00 PM	7th Play-Off									
14 5:00 PM	Quarter Finals									
15 7:00 PM	Quarter Finals									

Saturday 8th July 2017				Results						
Time	Match				Game	Set 1	Set 2	Set 3	Set 4	Set 5
16 2:00 PM	5th Play-Off									
17 5:00 PM	Semi Finals									
18 7:00 PM	Semi Finals									

Sunday 9th July 2017				Results						
Time	Match				Game	Set 1	Set 2	Set 3	Set 4	Set 5
19 2:00 PM	3rd Play-Off									
20 4:00 PM	Finals									



# P-4 VOLLEYBALL • Collated results & ranking

## 2018 WCQT 2ND ROUND CAZOVA MEN CHAMPIONSHIP

Results of Wednesday, July 05, 2017



### MATCH RESULTS

#### Preliminary Round Group D

No	Date	Teams	Set	Result per set (points)					Total Points	Time	Spectators
				1	2	3	4	5			
1	7/4/2017	<b>MQE</b> - <b>SUR</b>	<b>1-3</b>	21-25	25-17	23-25	19-25		88- 92	1:45	
4	7/4/2017	<b>TTO</b> - <b>CUR</b>	<b>3-2</b>	23-25	22-25	25-23	25-23	15-12	110-108	2:10	
5	7/5/2017	<b>CUR</b> - <b>MQE</b>	<b>0-3</b>	14-25	23-25	23-25			60- 75	1:17	
8	7/5/2017	<b>TTO</b> - <b>SUR</b>	<b>3-2</b>	22-25	25-22	28-30	25-21	15- 9	115-107	2:18	

#### Preliminary Round Group E

No	Date	Teams	Set	Result per set (points)					Total Points	Time	Spectators
				1	2	3	4	5			
2	7/4/2017	<b>JAM</b> - <b>HAI</b>	<b>3-1</b>	25-22	25-20	19-25	25-22		94- 89	1:52	
3	7/4/2017	<b>BAR</b> - <b>BAH</b>	<b>3-2</b>	22-25	25-19	12-25	25-18	15-11	99- 98	2:07	
6	7/5/2017	<b>BAH</b> - <b>JAM</b>	<b>0-3</b>	18-25	19-25	18-25			55- 75	1:19	
7	7/5/2017	<b>BAR</b> - <b>HAI</b>	<b>3-2</b>	22-25	19-25	25-23	25-18	15-13	106-104	2:14	

### TEAM RANKING

#### Preliminary Round Group D

Rk	Code	Team	Matches				Results Details						Points			Sets		
			Pts	T	W	L	3-0	3-1	3-2	2-3	1-3	0-3	W	L	Ratio	W	L	Ratio
1	TTO	TRINIDAD & TOBAGO	6	2	2	0	0	0	2	0	0	0	225	215	1.047	6	4	1.500
2	SUR	SURINAME	6	2	1	1	0	1	0	1	0	0	199	203	0.980	5	4	1.250
3	MQE	MARTINIQUE	6	2	1	1	1	0	0	0	1	0	163	152	1.072	4	3	1.333
4	CUR	CURACAO	2	2	0	2	0	0	0	1	0	1	168	185	0.908	2	6	0.333

#### Preliminary Round Group E

Rk	Code	Team	Matches				Results Details						Points			Sets		
			Pts	T	W	L	3-0	3-1	3-2	2-3	1-3	0-3	W	L	Ratio	W	L	Ratio
1	JAM	JAMAICA	9	2	2	0	1	1	0	0	0	0	169	144	1.174	6	1	6.000
2	BAR	BARBADOS	6	2	2	0	0	0	2	0	0	0	205	202	1.015	6	4	1.500
3	HAI	HAITI	3	2	0	2	0	0	0	1	1	0	193	200	0.965	3	6	0.500
4	BAH	BAHAMAS	2	2	0	2	0	0	0	1	0	1	153	174	0.879	2	6	0.333

### Scoring skills

### BEST PLAYERS

### Non scoring skills

Skill	Rk	Name	Team	Succ. %	Skill	Rk	Name	Team	Avg. by set
<b>Spike</b> Limit: 15.00%	1	Blake Mark Martin	JAM	58.62	<b>Dig</b>	1	Clarke Clifton	JAM	2.14
	2	BRELEUR Yoann	MQE	46.67		2	Cedme Pedro	HAI	1.67
	3	Hartley Jamion	JAM	46.48		3	Mohammed Joshua	TTO	1.60
<b>Block</b>	1	Hoyte Mikheil	TTO	1.00	<b>Set</b>	1	Christine Loris	MQE	4.43
	2	Hartley Jamion	JAM	0.86		2	McLean Andre	JAM	4.14
	3	Blake Mark Martin	JAM	0.86		3	Toussaint Christian	HAI	3.89
<b>Serve</b>	1	ALPHA Stéphane	MQE	1.00	<b>Reception</b>	1	Mota Ernaldo	CUR	70.00
	2	Naarden Gino Robert	SUR	0.67		2	Wilson Prince Tanique	BAH	64.47
	3	BRELEUR Yoann	MQE	0.57		3	BRELEUR Yoann	MQE	62.50



# P-2 VOLLEYBALL • Match result

## 2018 WCQT 2ND ROUND GAZOVA MEN CHAMPIONSHIP Preliminary Round Group D



**Match:** 5    **Date:** 7/5/2017    **Spectators:** 0  
**City:** Couva  
**Hall:** National Cycling Centre  
**Match duration:** Start: 14:14 End: 15:31 Total: 1:17

Teams	Sets	1	2	3	4	5	Total
<b>CUR</b>	<b>0</b>	14	23	23			60
<b>MQE</b>	<b>3</b>	25	25	25			75
<b>Set duration</b>		0:20	0:26	0:25			1:11

**Referees:** SAMUEL, Winston (JAM) & MANHOEF, Antonie (SUR)

CUR • CURACAO		1	2	3	4	5	Pts
1	Tokaay Giandro	■	□	■			1
2	Colina Derwin	■		□			4
3	Meulens Jurham		■	■			8
4	L Mota Ernaldo	L	L	L			
5	Isebia Aarion		■	■			5
6	Isenia Raygid	■	■	■			6
7	Daal Henrich	■					
9	Paulina Gilbert	■	■	■			8
10	Valeriano Shuruendy	□	■	■			
11	Kleinmoedig Marlison	■		□			2
12	Marchena Raynold	□	■				
15	Anthony Quinten				□		

**Coach:** Marverick Alexander (CUR)  
**Assistant:** Andre Paulina (CUR)

MQE • MARTINIQUE		1	2	3	4	5	Pts
1	ALPHA Grégory						
2	Christine Loris	■	■	■			
3	BRELEUR Yoann	■	■	■			13
4	Soltin Joël			□			
5	Lefavre David						
7	Larcher Rodrigue	■	■	■			11
9	BRIGITTE Jahël						
10	LOUIS-MARIE William						
12	ALPHA Stéphane	■	■	■			14
13	L Christine Aymeric	L	L	L			
14	Desert Nicolas	■	■	■			5
17	HARDY-DESSOURCES Gérald	■	■	■			4

**Coach:** ERIALC Eddy  
**Assistant:** ROOKUAH Dominique

### TEAMS AND PLAYERS PERFORMANCES

Won Pts	Total Atts	No Name
<b>27</b>	<b>67</b>	<b>Total Team</b>
6	13	3 Meulens Jurham
6	19	9 Paulina Gilbert
<b>4</b>	<b>33</b>	<b>Total Team</b>
2	5	9 Paulina Gilbert
1	5	6 Isenia Raygid
<b>3</b>	<b>62</b>	<b>Total Team</b>
2	10	3 Meulens Jurham
1	8	1 Tokaay Giandro
<b>26</b>		<b>Total Team</b>
<b>60</b>	<b>162</b>	<b>Total Team</b>

Scoring Skills
<b>Spike</b>
<b>Block</b>
<b>Serve</b>
<b>Opp. error</b>
<b>Total</b>

Won Pts	Total Atts	No Name
<b>34</b>	<b>63</b>	<b>Total Team</b>
10	19	12 ALPHA Stéphane
10	18	3 BRELEUR Yoann
<b>5</b>	<b>36</b>	<b>Total Team</b>
2	7	14 Desert Nicolas
2	11	17 HARDY-DESSOURCES
<b>8</b>	<b>73</b>	<b>Total Team</b>
4	12	12 ALPHA Stéphane
3	18	3 BRELEUR Yoann
<b>28</b>		<b>Total Team</b>
<b>75</b>	<b>172</b>	<b>Total Team</b>

8	26	3 Meulens Jurham
---	----	------------------

<b>Best Scorer</b>
--------------------

14	32	12 ALPHA Stéphane
----	----	-------------------

Excellent	Total Atts	No Name
<b>7</b>	<b>49</b>	<b>Total Team</b>
2	2	9 Paulina Gilbert
1	3	6 Isenia Raygid
<b>17</b>	<b>73</b>	<b>Total Team</b>
9	27	12 Marchena Raynold
<b>25</b>	<b>60</b>	<b>Total Team</b>
10	12	4 Mota Ernaldo
5	14	3 Meulens Jurham

Non scoring Skills
<b>Dig</b>
<b>Set</b>
<b>Reception</b>
<b>Success - Faults</b>
<b># Attempts</b>

Excellent	Total Atts	No Name
<b>5</b>	<b>42</b>	<b>Total Team</b>
2	12	2 Christine Loris
2	11	13 Christine Aymeric
<b>18</b>	<b>61</b>	<b>Total Team</b>
17	54	2 Christine Loris
<b>32</b>	<b>48</b>	<b>Total Team</b>
11	14	13 Christine Aymeric
8	13	7 Larcher Rodrigue

■ Starting line-up    Pts = Points scored    [nn] = Captain  
□ Substitute    Atts = Attempts    L = Libero  
Opp = Opponent



# P-2 VOLLEYBALL • Match result

## 2018 WCQT 2ND ROUND CAZOVA MEN CHAMPIONSHIP Preliminary Round Group E



**Match:** 6    **Date:** 7/5/2017    **Spectators:** 0  
**City:** Couva  
**Hall:** National Cycling Centre  
**Match duration:** Start: 16:04 End: 17:23 Total: 1:19

Teams	Sets	1	2	3	4	5	Total
<b>BAH</b>	<b>0</b>	18	19	18			55
<b>JAM</b>	<b>3</b>	25	25	25			75
<b>Set duration</b>		0:25	0:23	0:25			1:13

**Referees:** SANIFORD, Sheldon (TTO) & YEARWOOD, Sherry (BAR)

BAH • BAHAMAS		1	2	3	4	5	Pts
1	Southard Javari					■	1
2	Wilson Prince'Tanique	■	■	■			8
5	Saunders Je'Vaughn	■					
6	L Ferguson Jamaal	L	L	L			
7	Ferguson Byron	■	■	■			3
8	Williams Lorenzo				□		1
9	Rolle Glen			■	■		1
11	Simon Tonny			■			1
13	Moxey Rajahl					□	4
15	Hepburn Shanari	■	■				3
17	Forbes Shedrick	■	■	■	■		3
18	Stuart Eugene	■	■	■			4

**Coach:** Covance Mortimer  
**Assistant:** Lloyd Davis

JAM • JAMAICA		1	2	3	4	5	Pts
1	L Clarke Clifton		L	L	L		
3	Williams Damor						
4	Dwyer Shane						
6	Brown Dellan		■	■	■		7
8	Clarke Jovanny						
9	Hitchman Triston						
11	Hartley Jamion	■	■	■			13
12	McLean Andre	■	■	■			4
13	Morgan Delford	■	■	■			8
15	Reid Marlon						
16	Blake Mark Martin		■	■	■		13
18	Lewis Mark		■	■	■		7

**Coach:** Gatasheu Bonner  
**Assistant:** Damion Gooden

### TEAMS AND PLAYERS PERFORMANCES

Won Pts	Total Atts	No Name
<b>23</b>	<b>75</b>	<b>Total Team</b>
8	22	2 Wilson Prince'Tanique
3	5	13 Moxey Rajahl
<b>5</b>	<b>36</b>	<b>Total Team</b>
2	8	18 Stuart Eugene
1	2	1 Southard Javari
<b>1</b>	<b>56</b>	<b>Total Team</b>
1	4	13 Moxey Rajahl
<b>26</b>		<b>Total Team</b>
<b>55</b>	<b>167</b>	<b>Total Team</b>

Scoring Skills
<b>Spike</b>
<b>Block</b>
<b>Serve</b>
<b>Opp. error</b>
<b>Total</b>

Won Pts	Total Atts	No Name
<b>38</b>	<b>75</b>	<b>Total Team</b>
10	12	16 Blake Mark Martin
10	21	11 Hartley Jamion
<b>11</b>	<b>39</b>	<b>Total Team</b>
3	10	6 Brown Dellan
3	8	16 Blake Mark Martin
<b>3</b>	<b>74</b>	<b>Total Team</b>
1	10	11 Hartley Jamion
1	11	6 Brown Dellan
<b>23</b>		<b>Total Team</b>
<b>75</b>	<b>188</b>	<b>Total Team</b>

8	34	2 Wilson Prince'Tanique
---	----	-------------------------

<b>Best Scorer</b>
--------------------

13	37	11 Hartley Jamion
----	----	-------------------

Excellent	Total Atts	No Name
<b>8</b>	<b>58</b>	<b>Total Team</b>
3	16	6 Ferguson Jamaal
2	4	11 Simon Tonny
<b>8</b>	<b>74</b>	<b>Total Team</b>
4	27	1 Southard Javari
<b>29</b>	<b>60</b>	<b>Total Team</b>
21	32	2 Wilson Prince'Tanique
5	17	17 Forbes Shedrick

Non scoring Skills
<b>Dig</b>
<b>Set</b>
<b>Reception</b>
Success - Faults
# Attempts

Excellent	Total Atts	No Name
<b>8</b>	<b>50</b>	<b>Total Team</b>
6	14	1 Clarke Clifton
1	9	13 Morgan Delford
<b>18</b>	<b>69</b>	<b>Total Team</b>
18	60	12 McLean Andre
<b>17</b>	<b>51</b>	<b>Total Team</b>
6	11	1 Clarke Clifton
7	17	13 Morgan Delford

■ Starting line-up    Pts = Points scored    [nn] = Captain  
□ Substitute    Atts = Attempts    L = Libero  
Opp = Opponent



# P-2 VOLLEYBALL • Match result

## 2018 WCQT 2ND ROUND GAZOVA MEN CHAMPIONSHIP Preliminary Round Group E



**Match:** 7    **Date:** 7/5/2017    **Spectators:** 0  
**City:** Couva  
**Hall:** National Cycling Centre  
**Match duration:** Start: 19:00 End: 21:14 Total: 2:14

Teams	Sets	1	2	3	4	5	Total
<b>BAR</b>	<b>3</b>	22	19	25	25	15	106
<b>HAI</b>	<b>2</b>	25	25	23	18	13	104
<b>Set duration</b>		0:23	0:26	0:30	0:26	0:17	2:02

**Referees:** SERVANI, Eckerlsy (CUR) & AUGUSTINE, Betty Ann (MQE)

BAR • BARBADOS		1	2	3	4	5	Pts
1	Simpson Shawn	■	■	■	■	■	12
3	Cyrus Carlos		□				
4	Mayers Ahkeem	□	□	■	■	■	13
5	Niles Adam						
6	L Packer Stephen	L	L	L	L	L	
13	Browne Kyle	■	■	■	■	■	12
14	London Alain	■	■	■	■	■	1
15	Wood Ammuniki	■	■	■	■	■	19
16	Holder Chioke	■	■				3
19	Thompson Klode		□	■	■	■	3
20	Jordan Ashan	■	■	□	□	□	8
21	Doughty Paul			□			

**Coach:** MR ANDREW CULPEPPER (BAR)  
**Assistant:** MR SHON HURDLE (BAR)

HAI • HAITI		1	2	3	4	5	Pts
1	L Cedme Pedro	L	L	L	L	L	
2	Toussaint Christian	■	■	■	■	■	3
3	Mesidor Steneley	■	■	■	■	■	8
4	Frederic Jacques-Antoine	■	■	■	■	■	15
5	Cothiere Love Junior Emmanuel				□	□	
6	Registre Fritz Wanel					□	1
7	Antoine Claude	■	■	■	■	■	20
8	Glezil May Newbornson				□		4
9	Benjamin Irvens	□	□	□			
10	Alexandre Leslee	■	■	■	■	■	11
11	Joseph Frantz						
12	Lebrun Olson	■	■	■	■	■	6

**Coach:** LARRIEUX, Yves (HAI)  
**Assistant:** ADOLPHE, Ralph (HAI)

### TEAMS AND PLAYERS PERFORMANCES

Won Pts	Total Atts	No Name
<b>53</b>	<b>145</b>	<b>Total Team</b>
11	19	15 Wood Ammuniki
11	37	13 Browne Kyle
<b>11</b>	<b>58</b>	<b>Total Team</b>
6	15	15 Wood Ammuniki
1	3	16 Holder Chioke
<b>7</b>	<b>105</b>	<b>Total Team</b>
3	15	4 Mayers Ahkeem
2	11	1 Simpson Shawn
<b>35</b>		<b>Total Team</b>
<b>106</b>	<b>308</b>	<b>Total Team</b>

Scoring Skills
<b>Spike</b>
<b>Block</b>
<b>Serve</b>
<b>Opp. error</b>
<b>Total</b>

Won Pts	Total Atts	No Name
<b>51</b>	<b>138</b>	<b>Total Team</b>
16	42	7 Antoine Claude
10	26	4 Frederic Jacques-Antoine
<b>13</b>	<b>67</b>	<b>Total Team</b>
5	15	4 Frederic Jacques-Antoine
3	9	7 Antoine Claude
<b>4</b>	<b>105</b>	<b>Total Team</b>
2	22	12 Lebrun Olson
1	20	7 Antoine Claude
<b>36</b>		<b>Total Team</b>
<b>104</b>	<b>310</b>	<b>Total Team</b>

19	45	15 Wood Ammuniki
----	----	------------------

<b>Best Scorer</b>
--------------------

20	71	7 Antoine Claude
----	----	------------------

Excellent	Total Atts	No Name
<b>18</b>	<b>111</b>	<b>Total Team</b>
8	31	6 Packer Stephen
3	17	14 London Alain
<b>26</b>	<b>148</b>	<b>Total Team</b>
25	104	14 London Alain
<b>48</b>	<b>93</b>	<b>Total Team</b>
23	34	6 Packer Stephen
14	33	13 Browne Kyle

Non scoring Skills
<b>Dig</b>
<b>Set</b>
<b>Reception</b>
<b>Success - Faults</b>
<b># Attempts</b>

Excellent	Total Atts	No Name
<b>12</b>	<b>100</b>	<b>Total Team</b>
7	26	1 Cedme Pedro
3	16	7 Antoine Claude
<b>21</b>	<b>139</b>	<b>Total Team</b>
20	107	2 Toussaint Christian
<b>44</b>	<b>95</b>	<b>Total Team</b>
12	22	12 Lebrun Olson
18	38	1 Cedme Pedro

■ Starting line-up    Pts = Points scored    [nn] = Captain  
□ Substitute    Atts = Attempts    L = Libero  
Opp = Opponent





# P-2 VOLLEYBALL • Match result

## 2018 WCQT 2ND ROUND GAZOVA MEN CHAMPIONSHIP Preliminary Round Group D



**Match:** 8 **Date:** 7/5/2017 **Spectators:** 0  
**City:** Couva  
**Hall:** National Cycling Centre  
**Match duration:** Start: 21:53 End: 0:11 Total: 2:18

Teams	Sets	1	2	3	4	5	Total
TTO	3	22	25	28	25	15	115
SUR	2	25	22	30	21	9	107
<b>Set duration</b>		0:25	0:27	0:34	0:27	0:13	2:06

**Referees:** MILLER, Lanza (BAH) & JOLICOEUR, Eddyson (HAI)

TTO • TRINIDAD & TOBAGO		1	2	3	4	5	Pts
2	Harry Enrique						
4	Daniel Kwesi						
5	Bushe Akim	■	■	■	■	■	1
7	Phillip Marlon	■					1
8	Donald Kameron	■	■	■	■	■	3
9	Williams Daneil	□	■	■	■	■	17
10	Hoyte Mikheil	■	■	■	■	■	13
11	Stewart Ryan	■	■	■	■	■	20
12	Noriega Nathanael						
14	Roberts Adriel						
15	L Mohammed Joshua	L	L	L	L	L	
18	Legall Brandon	■	■	■	■	■	19

**Coach:** SEAN-MIGUEL MORRISON  
**Assistant:** TOBIAS OTTLEY

SUR • SURINAME		1	2	3	4	5	Pts
1	Brunings Dion	□	□	□	□	□	
2	Flu Marc	■	■	■	■	■	7
3	Susana Romario			□	□		
4	Ong A Fat Furgil			■	■	□	1
5	L Joval Roberto Frits	L	L	L	L	L	
6	Mahabali Leonel	□					
7	Sporkslede Keven	■	■	■	■	■	18
8	Vliet Antoine Verny	□	□	□	□	■	8
9	Breinburg Zefanio	■	■				2
10	Fraser Clyde	■	■	■	■	■	4
12	Foe-A-Man Casey	■	■	■	■	■	1
20	Naarden Gino Robert	■	■	■	■	■	22

**Coach:** Getrouw Verdy  
**Assistant:** Valdes Diaz Sergio

### TEAMS AND PLAYERS PERFORMANCES

Won Pts	Total Atts	No Name
57	133	<b>Total Team</b>
19	40	11 Stewart Ryan
15	31	18 Legall Brandon
10	57	<b>Total Team</b>
4	19	10 Hoyte Mikheil
3	5	9 Williams Daneil
7	114	<b>Total Team</b>
3	26	18 Legall Brandon
2	15	9 Williams Daneil
41		<b>Total Team</b>
115	304	<b>Total Team</b>

Scoring Skills
<b>Spike</b>
<b>Block</b>
<b>Serve</b>
<b>Opp. error</b>
<b>Total</b>

Won Pts	Total Atts	No Name
57	142	<b>Total Team</b>
19	46	20 Naarden Gino Robert
17	42	7 Sporkslede Keven
3	49	<b>Total Team</b>
2	11	2 Flu Marc
1	11	7 Sporkslede Keven
3	108	<b>Total Team</b>
3	20	20 Naarden Gino Robert
44		<b>Total Team</b>
107	299	<b>Total Team</b>

20	61	11 Stewart Ryan
----	----	-----------------

<b>Best Scorer</b>
--------------------

22	74	20 Naarden Gino Robert
----	----	------------------------

Excellent	Total Atts	No Name
19	87	<b>Total Team</b>
6	24	15 Mohammed Joshua
4	12	8 Donald Kameron
17	126	<b>Total Team</b>
16	114	8 Donald Kameron
51	100	<b>Total Team</b>
25	40	15 Mohammed Joshua
10	31	18 Legall Brandon

Non scoring Skills
<b>Dig</b>
<b>Set</b>
<b>Reception</b>
<b>Success - Faults</b>
<b># Attempts</b>

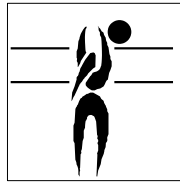
Excellent	Total Atts	No Name
18	93	<b>Total Team</b>
4	6	2 Flu Marc
4	18	7 Sporkslede Keven
11	138	<b>Total Team</b>
8	94	12 Foe-A-Man Casey
45	102	<b>Total Team</b>
11	23	20 Naarden Gino Robert
17	41	7 Sporkslede Keven

■ Starting line-up    Pts = Points scored    [nn] = Captain  
□ Substitute        Atts = Attempts        L = Libero  
Opp = Opponent



# P-5 VOLLEYBALL • Players ranking by skills

## 2018 WCQT 2ND ROUND CAZOVA MEN CHAMPIONSHIP



### Best Scorers

Rk	No	Name	Team	Spike	Block	Serve	Total
1	11	Hartley Jamion	JAM	33	6	2	41
2	20	Naarden Gino Robert	SUR	31	2	6	39
3	11	Stewart Ryan	TTO	36	2	0	38
4	7	Sporkslede Keven	SUR	29	5	0	34
5	13	Browne Kyle	BAR	29	1	3	33
6	7	Antoine Claude	HAI	26	3	2	31
7	18	Legall Brandon	TTO	24	2	4	30
8	7	Ferguson Byron	BAH	23	2	3	28
8	10	Hoyte Mikheil	TTO	16	10	2	28
10	1	Simpson Shawn	BAR	21	3	3	27
11	3	BRELEUR Yoann	MQE	21	1	4	26
12	15	Wood Ammuniki	BAR	15	8	2	25
13	4	Frederic Jacques-Antoine	HAI	17	7	0	24
14	16	Blake Mark Martin	JAM	17	6	0	23
15	7	Larcher Rodrigue	MQE	19	1	2	22
16	12	ALPHA Stéphane	MQE	13	0	7	20
17	18	Lewis Mark	JAM	15	4	0	19
18	2	Wilson Prince Tanique	BAH	18	0	0	18
18	6	Isenia Raygid	CUR	16	2	0	18
20	3	Mesidor Steneley	HAI	13	4	0	17
20	9	Williams Daneil	TTO	12	3	2	17
22	6	Brown Dellan	JAM	9	5	2	16
22	4	Mayers Ahkeem	BAR	11	2	3	16
24	2	Colina Derwin	CUR	14	1	0	15
24	3	Meulens Jurcham	CUR	13	0	2	15
26	8	Vliet Antoine Verny	SUR	12	1	0	13
26	2	Flu Marc	SUR	6	7	0	13
26	7	Phillip Marlon	TTO	10	2	1	13
29	11	Kleinmoedig Marlison	CUR	12	0	0	12
29	9	Paulina Gilbert	CUR	10	2	0	12
31	13	Morgan Delford	JAM	8	0	3	11
31	18	Stuart Eugene	BAH	7	4	0	11
31	10	Alexandre Leslee	HAI	9	2	0	11
31	20	Jordan Ashan	BAR	11	0	0	11
35	9	Breinburg Zefanio	SUR	7	3	0	10
36	17	HARDY-DESSOURCES Gérald	MQE	4	5	0	9
36	17	Forbes Shedrick	BAH	8	0	1	9
36	15	Hepburn Shanari	BAH	5	4	0	9
36	10	Fraser Clyde	SUR	8	1	0	9
36	9	Benjamin Irvens	HAI	8	0	1	9
36	5	Bushe Akim	TTO	5	2	2	9
42	4	Soltin Joël	MQE	3	4	0	7
42	12	Lebrun Olson	HAI	5	0	2	7
42	8	Donald Kameron	TTO	2	3	2	7
45	12	McLean Andre	JAM	4	2	0	6
45	7	Daal Henrich	CUR	3	3	0	6
47	14	Desert Nicolas	MQE	3	2	0	5
47	5	Isebia Aarion	CUR	4	1	0	5
47	13	Moxey Rajahl	BAH	4	0	1	5
47	19	Thompson Klode	BAR	4	1	0	5
<b>Total tournament</b>				<b>687</b>	<b>138</b>	<b>64</b>	<b>889</b>





**P-5 VOLLEYBALL • Players ranking by skills**  
**2018 WCQT 2ND ROUND CAZOVA MEN CHAMPIONSHIP**



## Best Spikers

Limit: 15.00%

Rk	No	Name	Team	Spikes	Faults	Shots	Total Attempts	Succ. %
1	16	Blake Mark Martin	JAM	17	3	9	29	58.62
2	3	BRELEUR Yoann	MQE	21	9	15	45	46.67
3	11	Hartley Jamion	JAM	33	7	31	71	46.48
4	7	Larcher Rodrigue	MQE	19	8	15	42	45.24
5	11	Stewart Ryan	TTO	36	17	27	80	45.00
6	7	Ferguson Byron	BAH	23	9	20	52	44.23
7	18	Lewis Mark	JAM	15	6	13	34	44.12
8	13	Browne Kyle	BAR	29	9	34	72	40.28
9	18	Legall Brandon	TTO	24	6	30	60	40.00
10	2	Wilson Prince'Tanique	BAH	18	9	18	45	40.00
<b>Total Tournament</b>				687	327	747	1,761	39.01



## Best Blockers

Rk	No	Name	Team	Kill Blocks	Faults	Rebounds	Total Attempts	Avg. by set
1	10	Hoyte Mikheil	TTO	10	12	14	36	1.00
2	11	Hartley Jamion	JAM	6	3	7	16	0.86
3	16	Blake Mark Martin	JAM	6	8	13	27	0.86
4	15	Wood Ammuniki	BAR	8	6	15	29	0.80
5	4	Frederic Jacques-Antoine	HAI	7	3	12	22	0.78
6	2	Flu Marc	SUR	7	6	8	21	0.78
7	6	Brown Dellan	JAM	5	5	8	18	0.71
8	17	HARDY-DESSOURCES Gérald	MQE	5	12	7	24	0.71
9	4	Soltin Joël	MQE	4	2	4	10	0.57
9	18	Lewis Mark	JAM	4	3	8	15	0.57
<b>Total Tournament</b>				138	270	393	801	4.06




## Best Servers

Rk	No	Name	Team	Aces	Faults	Serve Hits	Total Attempts	Avg. by set
1	12	ALPHA Stéphane	MQE	7	8	14	29	1.00
2	20	Naarden Gino Robert	SUR	6	7	23	36	0.67
3	3	BRELEUR Yoann	MQE	4	5	24	33	0.57
4	13	Morgan Delford	JAM	3	9	24	36	0.43
5	18	Legall Brandon	TTO	4	2	41	47	0.40
6	7	Ferguson Byron	BAH	3	8	17	28	0.38
7	4	Mayers Ahkeem	BAR	3	2	15	20	0.30
8	13	Browne Kyle	BAR	3	9	25	37	0.30
9	1	Simpson Shawn	BAR	3	6	14	23	0.30
10	7	Larcher Rodrigue	MQE	2	4	23	29	0.29
<b>Total Tournament</b>				64	201	1,210	1,475	1.88



**P-5 VOLLEYBALL • Players ranking by skills**  
**2018 WCQT 2ND ROUND CAZOVA MEN CHAMPIONSHIP**



## Best Diggers

Rk	No	Name	Team	Digs	Faults	Receptions	Total Attempts	Avg. by set
1	1	Clarke Clifton	JAM	15	18	10	43	2.14
2	1	Cedme Pedro	HAI	15	17	20	52	1.67
3	15	Mohammed Joshua	TTO	16	19	17	52	1.60
4	6	Packer Stephen	BAR	15	18	16	49	1.50
5	7	Sporkslede Keven	SUR	9	8	14	31	1.00
6	13	Christine Aymeric	MQE	7	11	12	30	1.00
7	7	Antoine Claude	HAI	7	12	16	35	0.78
8	2	Colina Derwin	CUR	6	6	6	18	0.75
9	7	Larcher Rodrigue	MQE	5	3	8	16	0.71
10	3	BRELEUR Yoann	MQE	5	6	10	21	0.71
<b>Total Tournament</b>				224	501	487	1,212	6.59



## Best Setters

Rk	No	Name	Team	Running Sets	Faults	Still Sets	Total Attempts	Avg. by set
1	2	Christine Loris	MQE	31	2	101	134	4.43
2	12	McLean Andre	JAM	29	5	122	156	4.14
3	2	Toussaint Christian	HAI	35	3	163	201	3.89
4	14	London Alain	BAR	35	1	121	157	3.50
5	8	Donald Kameron	TTO	33	8	189	230	3.30
6	12	Foe-A-Man Casey	SUR	17	5	122	144	1.89
7	5	Saunders Je'Vaughn	BAH	15	5	59	79	1.88
8	1	Tokaay Giandro	CUR	15	11	110	136	1.88
9	1	Brunings Dion	SUR	11	3	54	68	1.22
10	12	Marchena Raynold	CUR	9	1	17	27	1.13
<b>Total Tournament</b>				256	83	1,400	1,739	7.53



## Best Receivers


Limit: 20.00%

Rk	No	Name	Team	Excellents	Faults	Serve Receptions	Total Attempts	Eff. %
1	4	Mota Ernaldo	CUR	30	2	8	40	70.00
2	2	Wilson Prince'Tanique	BAH	52	3	21	76	64.47
3	3	BRELEUR Yoann	MQE	31	1	16	48	62.50
4	15	Mohammed Joshua	TTO	39	-	27	66	59.09
5	6	Packer Stephen	BAR	35	2	19	56	58.93
6	1	Clarke Clifton	JAM	21	2	13	36	52.78
7	13	Morgan Delford	JAM	25	1	21	47	51.06
8	7	Larcher Rodrigue	MQE	13	-	13	26	50.00
9	13	Christine Aymeric	MQE	23	4	14	41	46.34
10	2	Colina Derwin	CUR	17	2	14	33	45.45
<b>Total Tournament</b>				624	73	569	1,266	43.52



# P-5 VOLLEYBALL • Players ranking by skills

## 2018 WCQT 2ND ROUND CAZOVA MEN CHAMPIONSHIP



### Best Liberos

Rk	No	Name	Team	Excellents	Faults	In play	Total attempts	Succ. %
1	6	Packer Stephen	BAR	50	20	35	105	47.62
2	15	Mohammed Joshua	TTO	55	19	44	118	46.61
3	1	Clarke Clifton	JAM	36	20	23	79	45.57
4	4	Mota Ernaldo	CUR	34	18	23	75	45.33
5	13	Christine Aymeric	MQE	30	15	26	71	42.25
6	1	Cedme Pedro	HAI	46	20	48	114	40.35
7	5	Joval Roberto Frits	SUR	22	22	30	74	29.73
8	6	Ferguson Jamaal	BAH	15	18	19	52	28.85



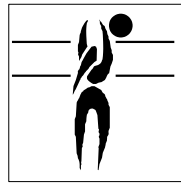
**P-6 VOLLEYBALL • Teams ranking by skills**  
**2018 WCQT 2ND ROUND CAZOVA MEN CHAMPIONSHIP**



## Best Spikers

Limit: 15.00%

Rk	Team	Spikes	Faults	Shots	Total Attempts	Succ. %
1	JAM JAMAICA	86	23	74	183	46.99
2	MQE MARTINIQUE	70	36	71	177	39.55
3	TTO TRINIDAD & TOBAGO	105	46	115	266	39.47
4	CUR CURACAO	75	36	80	191	39.27
5	SUR SURINAME	97	54	104	255	38.04
6	BAR BARBADOS	95	48	109	252	37.70
7	BAH BAHAMAS	68	43	73	184	36.96
8	HAI HAITI	91	41	121	253	35.97
<b>Total Tournament</b>		687	327	747	1,761	39.01



## Best Blockers

Rk	Team	Kill Blocks	Faults	Rebounds	Total Attempts	Avg. by set
1	JAM JAMAICA	23	26	46	95	3.29
2	TTO TRINIDAD & TOBAGO	24	49	53	126	2.40
3	MQE MARTINIQUE	16	26	36	78	2.29
4	SUR SURINAME	19	39	52	110	2.11
5	HAI HAITI	17	33	64	114	1.89
6	BAR BARBADOS	17	31	48	96	1.70
7	BAH BAHAMAS	12	27	43	82	1.50
8	CUR CURACAO	10	39	51	100	1.25
<b>Total Tournament</b>		138	270	393	801	4.06




## Best Servers

Rk	Team	Aces	Faults	Serve Hits	Total Attempts	Avg. by set
1	MQE MARTINIQUE	13	26	123	162	1.86
2	TTO TRINIDAD & TOBAGO	13	30	181	224	1.30
3	BAR BARBADOS	11	29	164	204	1.10
4	JAM JAMAICA	7	28	132	167	1.00
5	SUR SURINAME	6	21	172	199	0.67
5	HAI HAITI	6	26	163	195	0.67
7	BAH BAHAMAS	5	20	129	154	0.63
8	CUR CURACAO	3	21	146	170	0.38
<b>Total Tournament</b>		64	201	1,210	1,475	1.88



**P-6 VOLLEYBALL • Teams ranking by skills**  
**2018 WCQT 2ND ROUND CAZOVA MEN CHAMPIONSHIP**



## Best Diggers

Rk	Team	Digs	Faults	Receptions	Total Attempts	Avg. by set
1	TTO TRINIDAD & TOBAGO	41	73	50	164	4.10
2	CUR CURACAO	30	53	57	140	3.75
3	SUR SURINAME	30	64	72	166	3.33
4	MQE MARTINIQUE	23	47	49	119	3.29
4	JAM JAMAICA	23	51	52	126	3.29
6	HAI HAITI	28	79	81	188	3.11
7	BAR BARBADOS	29	72	77	178	2.90
8	BAH BAHAMAS	20	62	49	131	2.50
<b>Total Tournament</b>		224	501	487	1,212	6.59



## Best Setters

Rk	Team	Running Sets	Faults	Still Sets	Total Attempts	Avg. by set
1	MQE MARTINIQUE	35	7	122	164	5.00
2	BAR BARBADOS	42	11	201	254	4.20
3	JAM JAMAICA	29	10	141	180	4.14
4	HAI HAITI	36	4	209	249	4.00
5	TTO TRINIDAD & TOBAGO	36	9	211	256	3.60
6	SUR SURINAME	29	11	207	247	3.22
7	BAH BAHAMAS	25	12	148	185	3.13
8	CUR CURACAO	24	19	161	204	3.00
<b>Total Tournament</b>		256	83	1,400	1,739	7.53



## Best Receivers

Limit: 20.00%

Rk	Team	Excellents	Faults	Serve Receptions	Total Attempts	Eff. %
1	BAH BAHAMAS	80	8	52	140	51.43
2	MQE MARTINIQUE	69	7	49	125	49.60
3	TTO TRINIDAD & TOBAGO	104	6	91	201	48.76
4	JAM JAMAICA	58	3	65	126	43.65
5	BAR BARBADOS	83	9	84	176	42.05
6	CUR CURACAO	75	15	60	150	40.00
7	HAI HAITI	78	12	81	171	38.60
8	SUR SURINAME	77	13	87	177	36.16
<b>Total Tournament</b>		624	73	569	1,266	43.52