



2018 WORLD CHAMPIONSHIP
QUALIFICATION
CAZOVA TOURNAMENT

SENIOR MEN GROUP D & E



Daily Bulletin

July 6th, 2017

4



CAZOVA Senior Championship Men

July 2nd to 10th, 2017

National Cycling Centre

Couva, Trinidad

| Tuesday 4th July 2017 | | | | | Results | | | | | |
|-----------------------|-------|----|-----|-------|---------|-------|-------|-------|-------|-------|
| Time | Match | | | Group | Game | Set 1 | Set 2 | Set 3 | Set 4 | Set 5 |
| 1 2:00 PM | MQE | vs | SUR | D | 1-3 | 21-25 | 25-17 | 23-25 | 19-25 | |
| 2 4:00 PM | JAM | vs | HAI | E | 3-1 | 25-22 | 25-20 | 19-25 | 25-22 | |
| 3 7:00 PM | BAR | vs | BAH | E | 3-2 | 22-25 | 25-19 | 12-25 | 25-18 | 15-11 |
| 4 9:00 PM | TTO | vs | CUR | D | 3-2 | 23-25 | 22-25 | 25-23 | 25-23 | 15-12 |

| Wednesday 5th July 2017 | | | | | Results | | | | | |
|-------------------------|-------|----|-----|-------|---------|-------|-------|-------|-------|-------|
| Time | Match | | | Group | Game | Set 1 | Set 2 | Set 3 | Set 4 | Set 5 |
| 5 2:00 PM | CUR | vs | MQE | D | 0-3 | 14-25 | 23-25 | 23-25 | | |
| 6 4:00 PM | BAH | vs | JAM | E | 0-3 | 18-25 | 19-25 | 18-25 | | |
| 7 7:00 PM | BAR | vs | HAI | E | 3-2 | 22-25 | 19-25 | 25-23 | 25-18 | 15-13 |
| 8 9:00 PM | TTO | vs | SUR | D | 3-2 | 22-25 | 25-22 | 28-30 | 25-21 | 15-9 |

| Thursday 6th July 2017 | | | | | Results | | | | | |
|------------------------|-------|----|-----|-------|---------|-------|-------|-------|-------|-------|
| Time | Match | | | Group | Game | Set 1 | Set 2 | Set 3 | Set 4 | Set 5 |
| 9 2:00 PM | SUR | vs | CUR | D | 3-1 | 25-20 | 24-26 | 25-19 | 25-23 | |
| 10 4:00 PM | BAH | vs | HAI | E | 1-3 | 26-28 | 16-25 | 25-16 | 19-25 | |
| 11 7:00 PM | BAR | vs | JAM | E | 3-2 | 25-19 | 17-25 | 25-22 | 16-14 | |
| 12 9:00 PM | TTO | vs | MQE | D | 3-2 | 25-22 | 20-25 | 19-25 | 25-21 | 15-8 |

| Friday 7th July 2017 | | | | | Results | | | | | |
|----------------------|-------|----|-----|--|---------|-------|-------|-------|-------|-------|
| Time | Match | | | | Game | Set 1 | Set 2 | Set 3 | Set 4 | Set 5 |
| 13 2:00 PM | BAH | vs | CUR | | | | | | | |
| 14 5:00 PM | JAM | vs | MAR | | | | | | | |
| 15 7:00 PM | SUR | vs | HAI | | | | | | | |

| Saturday 8th July 2017 | | | | | Results | | | | | |
|------------------------|--------------|--|--|--|---------|-------|-------|-------|-------|-------|
| Time | Match | | | | Game | Set 1 | Set 2 | Set 3 | Set 4 | Set 5 |
| 16 2:00 PM | 5th Play-Off | | | | | | | | | |
| 17 5:00 PM | Semi Finals | | | | | | | | | |
| 18 7:00 PM | Semi Finals | | | | | | | | | |

| Sunday 9th July 2017 | | | | | Results | | | | | |
|----------------------|--------------|--|--|--|---------|-------|-------|-------|-------|-------|
| Time | Match | | | | Game | Set 1 | Set 2 | Set 3 | Set 4 | Set 5 |
| 19 2:00 PM | 3rd Play-Off | | | | | | | | | |
| 20 4:00 PM | Finals | | | | | | | | | |



CAZOVA Senior Championship Men

July 2nd to 10th, 2017

National Cycling Centre

Couva, Trinidad

Training Schedule

| TEAM | TIME | PICK-UP | VENUE |
|-------|-------|---------|------------------|
| 4TH D | | | NO TRAINING |
| 4TH E | | | NO TRAINING |
| SUR | 07:00 | 05:45 | MAIN COURT - NCC |
| HAI | 07:00 | 05:45 | CRISA |
| JAM | 08:00 | 06:45 | MAIN COURT - NCC |
| MQE | 08:00 | 06:45 | CRISA |
| TTO | 09:30 | 08:15 | MAIN COURT - NCC |
| BAR | 09:30 | 08:15 | CRISA |



2017 Cazova Men's Senior Championship

P-4 Collated results & ranking

Results as of 6 July 2017



MATCHES RESULTS

Pool D

| No | Date | Teams | Set | Result per set (points) | | | | | Total Points | Duration | Spectators |
|----|-------------|-------------------------|------------|-------------------------|-------|-------|-------|-------|--------------|----------|------------|
| | | | | 1 | 2 | 3 | 4 | 5 | | | |
| 1 | 04-Jul-2017 | MQE - SUR | 1-3 | 21-25 | 25-17 | 23-25 | 19-25 | | 88-92 | 1:45 | |
| 4 | 04-Jul-2017 | TTO - CUR | 3-2 | 23-25 | 22-25 | 25-23 | 25-23 | 15-12 | 110-108 | 2:10 | |
| 5 | 05-Jul-2017 | CUR - MQE | 0-3 | 14-25 | 23-25 | 23-25 | | | 60-75 | 1:17 | |
| 8 | 05-Jul-2017 | TTO - SUR | 3-2 | 22-25 | 25-22 | 28-30 | 25-21 | 15-9 | 115-107 | 2:18 | |
| 9 | 06-Jul-2017 | SUR - CUR | 3-1 | 25-20 | 24-26 | 25-19 | 25-23 | | 99-88 | 1:55 | |
| 12 | 06-Jul-2017 | TTO - MQE | 3-2 | 25-22 | 20-25 | 19-25 | 25-21 | 15-8 | 104-101 | 2:06 | 200 |

Pool E

| No | Date | Teams | Set | Result per set (points) | | | | | Total Points | Duration | Spectators |
|----|-------------|-------------------------|------------|-------------------------|-------|-------|-------|-------|--------------|----------|------------|
| | | | | 1 | 2 | 3 | 4 | 5 | | | |
| 2 | 04-Jul-2017 | JAM - HAI | 3-1 | 25-22 | 25-20 | 19-25 | 25-22 | | 94-89 | 1:52 | |
| 3 | 04-Jul-2017 | BAR - BAH | 3-2 | 22-25 | 25-19 | 12-25 | 25-18 | 15-11 | 99-98 | 2:07 | |
| 6 | 05-Jul-2017 | BAH - JAM | 0-3 | 18-25 | 19-25 | 18-25 | | | 55-75 | 1:19 | |
| 7 | 05-Jul-2017 | BAR - HAI | 3-2 | 22-25 | 19-25 | 25-23 | 25-18 | 15-13 | 106-104 | 2:14 | |
| 10 | 06-Jul-2017 | BAH - HAI | 1-3 | 26-28 | 16-25 | 25-16 | 19-25 | | 86-94 | 1:51 | |
| 11 | 06-Jul-2017 | BAR - JAM | 3-2 | 25-19 | 17-25 | 25-22 | 20-25 | 16-14 | 103-105 | 2:20 | |

TEAM RANKING

Pool D

| Rk | Code | Team | Matches | | | Pts | Results details | | | | | | | Sets | | | Points | | |
|----|------|---------------------|---------|---|---|-----|-----------------|-----|-----|-----|-----|-----|---|------|-------|-----|--------|-------|--|
| | | | W | L | T | | 3-0 | 3-1 | 3-2 | 2-3 | 1-3 | 0-3 | W | L | Ratio | W | L | Ratio | |
| 1 | TTO | Trinidad and Tobago | 3 | 0 | 3 | 9 | 0 | 0 | 3 | 0 | 0 | 0 | 9 | 6 | 1.500 | 329 | 316 | 1.041 | |
| 2 | SUR | Suriname | 2 | 1 | 3 | 10 | 0 | 2 | 0 | 1 | 0 | 0 | 8 | 5 | 1.600 | 298 | 291 | 1.024 | |
| 3 | MQE | Martinique | 1 | 2 | 3 | 8 | 1 | 0 | 0 | 1 | 1 | 0 | 6 | 6 | 1.000 | 264 | 256 | 1.031 | |
| 4 | CUR | Curaçao | 0 | 3 | 3 | 3 | 0 | 0 | 0 | 1 | 1 | 1 | 3 | 9 | 0.333 | 256 | 284 | 0.901 | |

Pool E

| Rk | Code | Team | Matches | | | Pts | Results details | | | | | | | Sets | | | Points | | |
|----|------|----------|---------|---|---|-----|-----------------|-----|-----|-----|-----|-----|---|------|-------|-----|--------|-------|--|
| | | | W | L | T | | 3-0 | 3-1 | 3-2 | 2-3 | 1-3 | 0-3 | W | L | Ratio | W | L | Ratio | |
| 1 | BAR | Barbados | 3 | 0 | 3 | 9 | 0 | 0 | 3 | 0 | 0 | 0 | 9 | 6 | 1.500 | 308 | 307 | 1.003 | |
| 2 | JAM | Jamaica | 2 | 1 | 3 | 11 | 1 | 1 | 0 | 1 | 0 | 0 | 8 | 4 | 2.000 | 274 | 247 | 1.109 | |
| 3 | HAI | Haiti | 1 | 2 | 3 | 7 | 0 | 1 | 0 | 1 | 1 | 0 | 6 | 7 | 0.857 | 287 | 286 | 1.003 | |
| 4 | BAH | Bahamas | 0 | 3 | 3 | 3 | 0 | 0 | 0 | 1 | 1 | 1 | 3 | 9 | 0.333 | 239 | 268 | 0.891 | |





P-2 VOLLEYBALL • Match result

2018 WCQT 2ND ROUND GAZOVA MEN CHAMPIONSHIP Preliminary Round Group D



Match: 9 **Date:** 7/6/2017 **Spectators:** 0
City: Couva
Hall: National Cycling Centre
Match duration: Start: 14:00 End: 15:55 Total: 1:55

| Teams | Sets | 1 | 2 | 3 | 4 | 5 | Total |
|---------------------|----------|------|------|------|------|---|-------|
| SUR | 3 | 25 | 24 | 25 | 25 | | 99 |
| CUR | 1 | 20 | 26 | 19 | 23 | | 88 |
| Set duration | | 0:26 | 0:26 | 0:23 | 0:31 | | 1:46 |

Referees: SANIFORD, Sheldon (TTO) & SAMUEL, Winston (JAM)

| SUR • SURINAME | | 1 | 2 | 3 | 4 | 5 | Pts |
|----------------|-----------------------|---|---|---|---|---|-----|
| 1 | Brunings Dion | | | □ | □ | | |
| 2 | Flu Marc | ■ | ■ | ■ | ■ | | 11 |
| 3 | Susana Romario | | | | | | |
| 4 | Ong A Fat Furgil | | | | | | |
| 5 | L Joval Roberto Frits | L | L | L | L | | |
| 6 | Mahabali Leonel | | □ | □ | □ | | |
| 7 | Sporkslede Keven | ■ | ■ | ■ | ■ | | 10 |
| 8 | Vliet Antoine Verny | | □ | | | | |
| 9 | Breinburg Zefanio | ■ | ■ | ■ | ■ | | 14 |
| 10 | Fraser Clyde | ■ | ■ | ■ | ■ | | 3 |
| 12 | Foe-A-Man Casey | ■ | ■ | ■ | ■ | | 3 |
| 20 | Naarden Gino Robert | ■ | ■ | ■ | ■ | | 22 |

Coach: Getrouw Verdy
Assistant: Valdes Diaz Sergio

| CUR • CURACAO | | 1 | 2 | 3 | 4 | 5 | Pts |
|---------------|----------------------|---|---|---|---|---|-----|
| 1 | Tokaay Giandro | ■ | ■ | ■ | ■ | | 1 |
| 2 | Colina Derwin | ■ | ■ | ■ | ■ | | 23 |
| 3 | Meulens Jurham | ■ | □ | □ | | | 3 |
| 4 | L Mota Ernaldo | L | L | L | L | | |
| 5 | Isebia Aarion | ■ | ■ | ■ | ■ | | 4 |
| 6 | Isebia Raygid | ■ | ■ | ■ | ■ | | 10 |
| 7 | Daal Henrich | | | | | | |
| 9 | Paulina Gilbert | □ | ■ | ■ | ■ | | 5 |
| 10 | Valeriano Shuruendy | | □ | □ | ■ | | 8 |
| 11 | Kleinmoedig Marlison | ■ | ■ | ■ | | | 3 |
| 12 | Marchena Raynold | | | | | | |
| 15 | Anthony Quinten | | | | | | |

Coach: Marverick Alexander (CUR)
Assistant: Andre Paulina (CUR)

TEAMS AND PLAYERS PERFORMANCES

| Won Pts | Total Atts | No Name |
|-----------|------------|------------------------|
| 47 | 129 | Total Team |
| 18 | 33 | 20 Naarden Gino Robert |
| 12 | 28 | 9 Breinburg Zefanio |
| 12 | 70 | Total Team |
| 4 | 19 | 2 Flu Marc |
| 3 | 8 | 20 Naarden Gino Robert |
| 4 | 98 | Total Team |
| 1 | 17 | 7 Sporkslede Keven |
| 1 | 13 | 2 Flu Marc |
| 36 | | Total Team |
| 99 | 297 | Total Team |

| | | |
|----|----|------------------------|
| 22 | 59 | 20 Naarden Gino Robert |
|----|----|------------------------|

| Excellent | Total Atts | No Name |
|-----------|------------|------------------------|
| 21 | 101 | Total Team |
| 8 | 33 | 7 Sporkslede Keven |
| 6 | 20 | 5 Joval Roberto Frits |
| 14 | 125 | Total Team |
| 14 | 99 | 12 Foe-A-Man Casey |
| 46 | 72 | Total Team |
| 18 | 25 | 20 Naarden Gino Robert |
| 12 | 19 | 7 Sporkslede Keven |

■ Starting line-up Pts = Points scored [nn] = Captain
□ Substitute Atts = Attempts L = Libero
Opp = Opponent

| Scoring Skills |
|-------------------|
| Spike |
| Block |
| Serve |
| Opp. error |
| Total |

| |
|--------------------|
| Best Scorer |
|--------------------|

| Non scoring Skills |
|--------------------|
| Dig |
| Set |
| Reception |
| Success - Faults |
| # Attempts |

| Won Pts | Total Atts | No Name |
|-----------|------------|------------------------|
| 43 | 139 | Total Team |
| 19 | 49 | 2 Colina Derwin |
| 7 | 15 | 10 Valeriano Shuruendy |
| 13 | 60 | Total Team |
| 6 | 14 | 6 Isebia Raygid |
| 3 | 14 | 2 Colina Derwin |
| 1 | 89 | Total Team |
| 1 | 13 | 2 Colina Derwin |
| 31 | | Total Team |
| 88 | 288 | Total Team |

| | | |
|----|----|-----------------|
| 23 | 76 | 2 Colina Derwin |
|----|----|-----------------|

| Excellent | Total Atts | No Name |
|-----------|------------|-------------------|
| 21 | 111 | Total Team |
| 7 | 29 | 2 Colina Derwin |
| 3 | 25 | 1 Tokaay Giandro |
| 19 | 140 | Total Team |
| 19 | 110 | 1 Tokaay Giandro |
| 57 | 84 | Total Team |
| 14 | 18 | 4 Mota Ernaldo |
| 11 | 19 | 9 Paulina Gilbert |



P-2 VOLLEYBALL • Match result

2018 WCQT 2ND ROUND GAZOVA MEN CHAMPIONSHIP Preliminary Round Group E



Match: 10 **Date:** 7/6/2017 **Spectators:** 0
City: Couva
Hall: National Cycling Centre
Match duration: Start: 16:34 End: 18:25 Total: 1:51

| Teams | Sets | 1 | 2 | 3 | 4 | 5 | Total |
|---------------------|----------|------|------|------|------|---|-------|
| BAH | 1 | 26 | 16 | 25 | 19 | | 86 |
| HAI | 3 | 28 | 25 | 16 | 25 | | 94 |
| Set duration | | 0:29 | 0:22 | 0:24 | 0:27 | | 1:42 |

Referees: MANHOEF, Antoine (SUR) & Augustine, Betty-Ann (MQE)

| BAH • BAHAMAS | | 1 | 2 | 3 | 4 | 5 | Pts |
|---------------|-----------------------|---|---|---|---|---|-----|
| 1 | Southard Javari | ■ | ■ | ■ | □ | | 1 |
| 2 | Wilson Prince'Tanique | ■ | ■ | ■ | ■ | | 14 |
| 5 | Saunders Je'Vaughn | | | | | | |
| 6 | L Ferguson Jamaal | L | L | L | L | | |
| 7 | Ferguson Byron | ■ | ■ | ■ | ■ | | 11 |
| 8 | Williams Lorenzo | ■ | ■ | ■ | ■ | | 8 |
| 9 | Rolle Glen | | | | | | |
| 11 | Simon Tonny | | | | □ | ■ | 1 |
| 13 | Moxey Rajahl | ■ | ■ | ■ | ■ | | 14 |
| 15 | Hepburn Shanari | | | □ | | | |
| 17 | Forbes Shedrick | □ | □ | | □ | | 1 |
| 18 | Stuart Eugene | ■ | ■ | ■ | ■ | | 6 |

Coach: Covance Mortimer
Assistant: Lloyd Davis

| HAI • HAITI | | 1 | 2 | 3 | 4 | 5 | Pts |
|-------------|-------------------------------|---|---|---|---|---|-----|
| 1 | L Cedme Pedro | L | L | L | L | | |
| 2 | Toussaint Christian | ■ | ■ | ■ | ■ | | 2 |
| 3 | Mesidor Steneley | ■ | ■ | ■ | ■ | | 7 |
| 4 | Frederic Jacques-Antoine | ■ | | □ | ■ | | 6 |
| 5 | Cothiere Love Junior Emmanuel | | | □ | | | |
| 6 | Registre Fritz Wanel | | | □ | □ | | |
| 7 | Antoine Claude | ■ | ■ | ■ | ■ | | 21 |
| 8 | Glezil May Newbornson | | | □ | | | 2 |
| 9 | Benjamin Irvens | □ | ■ | ■ | | | 4 |
| 10 | Alexandre Leslee | ■ | ■ | ■ | ■ | | 7 |
| 11 | Joseph Frantz | □ | □ | □ | □ | | 2 |
| 12 | Lebrun Olson | ■ | ■ | ■ | ■ | | 10 |

Coach: LARRIEUX, Yves (HAI)
Assistant: ADOLPHE, Ralph (HAI)

TEAMS AND PLAYERS PERFORMANCES

| Won Pts | Total Atts | No Name |
|-----------|------------|-------------------------|
| 42 | 114 | Total Team |
| 12 | 25 | 13 Moxey Rajahl |
| 11 | 38 | 2 Wilson Prince'Tanique |
| 10 | 53 | Total Team |
| 4 | 16 | 7 Ferguson Byron |
| 2 | 6 | 13 Moxey Rajahl |
| 4 | 87 | Total Team |
| 2 | 14 | 7 Ferguson Byron |
| 1 | 12 | 2 Wilson Prince'Tanique |
| 30 | | Total Team |
| 86 | 254 | Total Team |

| Scoring Skills |
|-------------------|
| Spike |
| Block |
| Serve |
| Opp. error |
| Total |

| Won Pts | Total Atts | No Name |
|-----------|------------|---------------------|
| 49 | 117 | Total Team |
| 17 | 33 | 7 Antoine Claude |
| 9 | 27 | 12 Lebrun Olson |
| 9 | 48 | Total Team |
| 3 | 13 | 7 Antoine Claude |
| 2 | 6 | 10 Alexandre Leslee |
| 3 | 93 | Total Team |
| 1 | 10 | 9 Benjamin Irvens |
| 1 | 26 | 12 Lebrun Olson |
| 33 | | Total Team |
| 94 | 258 | Total Team |

| | | |
|----|----|-------------------------|
| 14 | 54 | 2 Wilson Prince'Tanique |
|----|----|-------------------------|

| |
|--------------------|
| Best Scorer |
|--------------------|

| | | |
|----|----|------------------|
| 21 | 62 | 7 Antoine Claude |
|----|----|------------------|

| Excellent | Total Atts | No Name |
|-----------|------------|-------------------------|
| 11 | 78 | Total Team |
| 8 | 23 | 6 Ferguson Jamaal |
| 2 | 14 | 2 Wilson Prince'Tanique |
| 18 | 105 | Total Team |
| 11 | 67 | 1 Southard Javari |
| 45 | 79 | Total Team |
| 26 | 37 | 6 Ferguson Jamaal |
| 8 | 21 | 8 Williams Lorenzo |

| Non scoring Skills |
|--------------------|
| Dig |
| Set |
| Reception |
| Success - Faults |
| # Attempts |

| Excellent | Total Atts | No Name |
|-----------|------------|-----------------------|
| 17 | 78 | Total Team |
| 8 | 17 | 1 Cedme Pedro |
| 3 | 10 | 12 Lebrun Olson |
| 18 | 109 | Total Team |
| 18 | 91 | 2 Toussaint Christian |
| 44 | 80 | Total Team |
| 14 | 28 | 12 Lebrun Olson |
| 14 | 25 | 1 Cedme Pedro |

■ Starting line-up Pts = Points scored [nn] = Captain
□ Substitute Atts = Attempts L = Libero
Opp = Opponent



P-2 VOLLEYBALL • Match result

2018 WCQT 2ND ROUND GAZOVA MEN CHAMPIONSHIP Preliminary Round Group E



Match: 11 **Date:** 7/6/2017 **Spectators:** 0
City: Couva
Hall: National Cycling Centre
Match duration: Start: 19:00 End: 21:20 Total: 2:20

| Teams | Sets | 1 | 2 | 3 | 4 | 5 | Total |
|---------------------|----------|------|------|------|------|------|-------|
| BAR | 3 | 25 | 17 | 25 | 20 | 16 | 103 |
| JAM | 2 | 19 | 25 | 22 | 25 | 14 | 105 |
| Set duration | | 0:25 | 0:22 | 0:30 | 0:25 | 0:26 | 2:08 |

Referees: MILLER, Lanza (BAH) & JOLICOEUR, Eddyson (HAI)

| BAR • BARBADOS | | 1 | 2 | 3 | 4 | 5 | Pts |
|----------------|------------------|---|---|---|---|---|-----|
| 1 | Simpson Shawn | ■ | ■ | ■ | ■ | ■ | 18 |
| 3 | Cyrus Carlos | | □ | | □ | □ | |
| 4 | Mayers Ahkeem | ■ | ■ | ■ | ■ | ■ | 4 |
| 5 | Niles Adam | | | | | | |
| 6 | L Packer Stephen | L | L | L | L | L | |
| 13 | Browne Kyle | ■ | ■ | ■ | ■ | ■ | 14 |
| 14 | London Alain | ■ | ■ | ■ | ■ | ■ | 3 |
| 15 | Wood Ammuniki | ■ | ■ | ■ | ■ | ■ | 4 |
| 16 | Holder Chioke | | □ | ■ | □ | ■ | 5 |
| 19 | Thompson Klode | ■ | ■ | | ■ | | 3 |
| 20 | Jordan Ashan | □ | □ | □ | □ | □ | 1 |
| 21 | Doughty Paul | | □ | □ | | □ | |

Coach: MR ANDREW CULPEPPER (BAR)
Assistant: MR SHON HURDLE (BAR)

| JAM • JAMAICA | | 1 | 2 | 3 | 4 | 5 | Pts |
|---------------|-------------------|---|---|---|---|---|-----|
| 1 | L Clarke Clifton | L | L | L | L | L | |
| 3 | Williams Damor | | | | | | |
| 4 | Dwyer Shane | | | | | □ | |
| 6 | Brown Dellan | ■ | ■ | ■ | ■ | ■ | 10 |
| 8 | Clarke Jovanny | | □ | □ | ■ | □ | 3 |
| 9 | Hitchman Triston | | | | | | |
| 11 | Hartley Jamion | ■ | ■ | ■ | ■ | ■ | 18 |
| 12 | McLean Andre | ■ | ■ | ■ | ■ | ■ | 3 |
| 13 | Morgan Delford | ■ | ■ | ■ | ■ | ■ | 8 |
| 15 | Reid Marlon | | | | | | |
| 16 | Blake Mark Martin | ■ | ■ | ■ | ■ | ■ | 17 |
| 18 | Lewis Mark | ■ | ■ | ■ | □ | ■ | 9 |

Coach: Gatasheu Bonner
Assistant: Damion Gooden

TEAMS AND PLAYERS PERFORMANCES

| Won Pts | Total Atts | No Name |
|------------|------------|-------------------|
| 34 | 111 | Total Team |
| 12 | 34 | 1 Simpson Shawn |
| 8 | 25 | 13 Browne Kyle |
| 10 | 49 | Total Team |
| 3 | 7 | 1 Simpson Shawn |
| 2 | 3 | 13 Browne Kyle |
| 8 | 103 | Total Team |
| 4 | 24 | 13 Browne Kyle |
| 3 | 17 | 1 Simpson Shawn |
| 51 | | Total Team |
| 103 | 263 | Total Team |

| Scoring Skills |
|-------------------|
| Spike |
| Block |
| Serve |
| Opp. error |
| Total |

| Won Pts | Total Atts | No Name |
|------------|------------|----------------------|
| 44 | 110 | Total Team |
| 14 | 39 | 11 Hartley Jamion |
| 14 | 26 | 16 Blake Mark Martin |
| 14 | 58 | Total Team |
| 4 | 19 | 6 Brown Dellan |
| 3 | 5 | 18 Lewis Mark |
| 10 | 105 | Total Team |
| 4 | 20 | 11 Hartley Jamion |
| 3 | 20 | 6 Brown Dellan |
| 37 | | Total Team |
| 105 | 273 | Total Team |

| | | |
|----|----|-----------------|
| 18 | 58 | 1 Simpson Shawn |
|----|----|-----------------|

| |
|--------------------|
| Best Scorer |
|--------------------|

| | | |
|----|----|-------------------|
| 18 | 65 | 11 Hartley Jamion |
|----|----|-------------------|

| Excellent | Total Atts | No Name |
|-----------|------------|-------------------|
| 14 | 85 | Total Team |
| 7 | 17 | 6 Packer Stephen |
| 2 | 3 | 15 Wood Ammuniki |
| 10 | 108 | Total Team |
| 9 | 93 | 14 London Alain |
| 39 | 84 | Total Team |
| 17 | 28 | 13 Browne Kyle |
| 15 | 35 | 6 Packer Stephen |

| Non scoring Skills |
|--------------------|
| Dig |
| Set |
| Reception |
| Success - Faults |
| # Attempts |

| Excellent | Total Atts | No Name |
|-----------|------------|-------------------|
| 13 | 73 | Total Team |
| 4 | 20 | 13 Morgan Delford |
| 3 | 8 | 18 Lewis Mark |
| 7 | 112 | Total Team |
| 7 | 89 | 12 McLean Andre |
| 40 | 88 | Total Team |
| 13 | 25 | 18 Lewis Mark |
| 13 | 28 | 13 Morgan Delford |

■ Starting line-up Pts = Points scored [nn] = Captain
□ Substitute Atts = Attempts L = Libero
Opp = Opponent



P-2 VOLLEYBALL • Match result

2018 WCQT 2ND ROUND CAZOVA MEN CHAMPIONSHIP Preliminary Round Group D



Match: 12 **Date:** 7/6/2017 **Spectators:** 200
City: Couva
Hall: National Cycling Centre
Match duration: Start: 21:55 End: 0:01 Total: 2:06

| Teams | Sets | 1 | 2 | 3 | 4 | 5 | Total |
|---------------------|----------|------|------|------|------|------|-------|
| TTO | 3 | 25 | 20 | 19 | 25 | 15 | 104 |
| MQE | 2 | 22 | 25 | 25 | 21 | 8 | 101 |
| Set duration | | 0:23 | 0:25 | 0:25 | 0:27 | 0:14 | 1:54 |

Referees: YEARWOOD, Sherry (BAR) & SERVANI, Eckersly (CUR)

| TTO • TRINIDAD & TOBAGO | | 1 | 2 | 3 | 4 | 5 | Pts |
|-------------------------|-------------------|---|---|---|---|---|-----|
| 2 | Harry Enrique | | | | | | |
| 4 | Daniel Kwesi | | | | | | |
| 5 | Bushe Akim | ■ | ■ | ■ | ■ | ■ | 7 |
| 7 | Phillip Marlon | ■ | ■ | ■ | □ | | 5 |
| 8 | Donald Kameron | ■ | ■ | ■ | ■ | ■ | 4 |
| 9 | Williams Daneil | | | □ | ■ | ■ | 8 |
| 10 | Hoyte Mikheil | ■ | ■ | ■ | ■ | ■ | 8 |
| 11 | Stewart Ryan | ■ | ■ | ■ | ■ | ■ | 18 |
| 12 | Noriega Nathanael | | | | | | |
| 14 | Roberts Adriel | | | | □ | | |
| 15 | L Mohammed Joshua | L | L | L | L | L | |
| 18 | Legall Brandon | ■ | ■ | ■ | ■ | ■ | 16 |

Coach: SEAN-MIGUEL MORRISON
Assistant: TOBIAS OTTLEY

| MQE • MARTINIQUE | | 1 | 2 | 3 | 4 | 5 | Pts |
|------------------|-------------------------|---|---|---|---|---|-----|
| 1 | ALPHA Grégory | | | | | | |
| 2 | Christine Loris | ■ | ■ | ■ | ■ | ■ | |
| 3 | BRELEUR Yoann | ■ | ■ | ■ | ■ | ■ | 14 |
| 4 | Soltin Joël | | □ | ■ | ■ | ■ | 7 |
| 5 | Lefaire David | | | | | □ | |
| 7 | Larcher Rodrigue | ■ | ■ | ■ | ■ | ■ | 14 |
| 9 | BRIGITTE Jahël | | | | | | |
| 10 | LOUIS-MARIE William | | | | | □ | |
| 12 | ALPHA Stéphane | ■ | ■ | ■ | ■ | ■ | 17 |
| 13 | L Christine Aymeric | L | L | L | L | L | |
| 14 | Desert Nicolas | ■ | ■ | | | | |
| 17 | HARDY-DESSOURCES Gérald | ■ | ■ | ■ | ■ | ■ | 8 |

Coach: ERIALC Eddy
Assistant: ROOKUAH Dominique

TEAMS AND PLAYERS PERFORMANCES

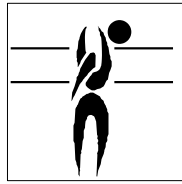
| Won Pts | Total Atts | No Name | Scoring Skills | Won Pts | Total Atts | No Name |
|-----------|------------|--------------------|--|-----------|------------|----------------------|
| 46 | 117 | Total Team | Spike | 45 | 120 | Total Team |
| 17 | 33 | 11 Stewart Ryan | | 15 | 43 | 12 ALPHA Stéphane |
| 13 | 33 | 18 Legall Brandon | | 13 | 26 | 7 Larcher Rodrigue |
| 13 | 52 | Total Team | Block | 8 | 49 | Total Team |
| 4 | 14 | 10 Hoyte Mikheil | | 3 | 6 | 3 BRELEUR Yoann |
| 3 | 14 | 5 Bushe Akim | | 3 | 12 | 4 Soltin Joël |
| 7 | 104 | Total Team | Serve | 7 | 101 | Total Team |
| 2 | 18 | 5 Bushe Akim | | 2 | 17 | 3 BRELEUR Yoann |
| 2 | 9 | 9 Williams Daneil | | 2 | 15 | 12 ALPHA Stéphane |
| 38 | | Total Team | Opp. error Total | 41 | | Total Team |
| 104 | 273 | Total Team | | 101 | 270 | Total Team |
| 18 | 58 | 11 Stewart Ryan | Best Scorer | 17 | 62 | 12 ALPHA Stéphane |
| Excellent | Total Atts | No Name | Non scoring Skills | Excellent | Total Atts | No Name |
| 16 | 81 | Total Team | Dig | 15 | 87 | Total Team |
| 9 | 23 | 15 Mohammed Joshua | | 6 | 22 | 13 Christine Aymeric |
| 3 | 20 | 11 Stewart Ryan | | 3 | 14 | 7 Larcher Rodrigue |
| 15 | 111 | Total Team | Set | 5 | 128 | Total Team |
| 14 | 96 | 8 Donald Kameron | | 5 | 98 | 2 Christine Loris |
| 42 | 88 | Total Team | | 39 | 86 | Total Team |
| 22 | 31 | 15 Mohammed Joshua | Reception Success - Faults # Attempts | 14 | 27 | 3 BRELEUR Yoann |
| 10 | 22 | 18 Legall Brandon | | 14 | 34 | 7 Larcher Rodrigue |

■ Starting line-up Pts = Points scored [nn] = Captain
□ Substitute Atts = Attempts L = Libero
Opp = Opponent



P-5 VOLLEYBALL • Players ranking by skills

2018 WCQT 2ND ROUND CAZOVA MEN CHAMPIONSHIP



Best Scorers

| Rk | No | Name | Team | Spike | Block | Serve | Total |
|-------------------------|----|--------------------------|------|------------|------------|-----------|--------------|
| 1 | 20 | Naarden Gino Robert | SUR | 49 | 5 | 7 | 61 |
| 2 | 11 | Hartley Jamion | JAM | 47 | 6 | 6 | 59 |
| 3 | 11 | Stewart Ryan | TTO | 53 | 3 | 0 | 56 |
| 4 | 7 | Antoine Claude | HAI | 43 | 6 | 3 | 52 |
| 5 | 13 | Browne Kyle | BAR | 37 | 3 | 7 | 47 |
| 6 | 18 | Legall Brandon | TTO | 37 | 4 | 5 | 46 |
| 7 | 1 | Simpson Shawn | BAR | 33 | 6 | 6 | 45 |
| 8 | 7 | Sporkslede Keven | SUR | 36 | 7 | 1 | 44 |
| 9 | 16 | Blake Mark Martin | JAM | 31 | 9 | 0 | 40 |
| 10 | 7 | Ferguson Byron | BAH | 28 | 6 | 5 | 39 |
| 11 | 10 | Hoyte Mikheil | TTO | 20 | 14 | 2 | 36 |
| 12 | 2 | Colina Derwin | CUR | 29 | 4 | 1 | 34 |
| 13 | 2 | Wilson Prince Tanique | BAH | 29 | 2 | 1 | 32 |
| 14 | 4 | Frederic Jacques-Antoine | HAI | 22 | 8 | 0 | 30 |
| 15 | 15 | Wood Ammuniki | BAR | 16 | 10 | 3 | 29 |
| 16 | 18 | Lewis Mark | JAM | 21 | 7 | 0 | 28 |
| 17 | 3 | BRELEUR Yoann | MQE | 20 | 4 | 3 | 27 |
| 18 | 6 | Brown Dellan | JAM | 12 | 9 | 5 | 26 |
| 19 | 7 | Larcher Rodrigue | MQE | 23 | 0 | 2 | 25 |
| 19 | 9 | Williams Daneil | TTO | 17 | 4 | 4 | 25 |
| 21 | 3 | Mesidor Steneley | HAI | 19 | 5 | 0 | 24 |
| 21 | 9 | Breinburg Zefanio | SUR | 19 | 5 | 0 | 24 |
| 21 | 2 | Flu Marc | SUR | 12 | 11 | 1 | 24 |
| 24 | 12 | ALPHA Stéphane | MQE | 18 | 0 | 5 | 23 |
| 25 | 6 | Ilenia Raygid | CUR | 15 | 7 | 0 | 22 |
| 26 | 4 | Mayers Ahkeem | BAR | 15 | 2 | 3 | 20 |
| 27 | 13 | Moxey Rajahl | BAH | 16 | 2 | 1 | 19 |
| 27 | 13 | Morgan Delford | JAM | 13 | 2 | 4 | 19 |
| 29 | 10 | Alexandre Leslee | HAI | 14 | 4 | 0 | 18 |
| 29 | 7 | Phillip Marlon | TTO | 13 | 3 | 2 | 18 |
| 31 | 18 | Stuart Eugene | BAH | 11 | 5 | 1 | 17 |
| 31 | 12 | Lebrun Olson | HAI | 14 | 0 | 3 | 17 |
| 33 | 5 | Bushe Akim | TTO | 7 | 5 | 4 | 16 |
| 34 | 4 | Soltin Joël | MQE | 6 | 7 | 1 | 14 |
| 35 | 11 | Kleinmoedig Marlison | CUR | 12 | 1 | 0 | 13 |
| 35 | 17 | HARDY-DESSOURCES Gérald | MQE | 7 | 5 | 1 | 13 |
| 35 | 8 | Vliet Antoine Verny | SUR | 12 | 1 | 0 | 13 |
| 35 | 9 | Benjamin Irvens | HAI | 11 | 0 | 2 | 13 |
| 39 | 10 | Fraser Clyde | SUR | 10 | 1 | 1 | 12 |
| 39 | 20 | Jordan Ashan | BAR | 12 | 0 | 0 | 12 |
| 41 | 8 | Donald Kameron | TTO | 4 | 4 | 3 | 11 |
| 42 | 3 | Meulens Jurham | CUR | 10 | 0 | 0 | 10 |
| 42 | 10 | Valeriano Shruendy | CUR | 9 | 1 | 0 | 10 |
| 42 | 17 | Forbes Shedrick | BAH | 9 | 0 | 1 | 10 |
| 45 | 9 | Paulina Gilbert | CUR | 9 | 0 | 0 | 9 |
| 45 | 8 | Williams Lorenzo | BAH | 9 | 0 | 0 | 9 |
| 45 | 12 | McLean Andre | JAM | 5 | 4 | 0 | 9 |
| 45 | 15 | Hepburn Shanari | BAH | 5 | 4 | 0 | 9 |
| 49 | 19 | Thompson Klode | BAR | 7 | 1 | 0 | 8 |
| 49 | 16 | Holder Chioke | BAR | 6 | 2 | 0 | 8 |
| Total tournament | | | | 975 | 218 | 97 | 1,290 |



P-5 VOLLEYBALL • Players ranking by skills
2018 WCQT 2ND ROUND CAZOVA MEN CHAMPIONSHIP



Best Spikers

Limit: 15.00%

| Rk | No | Name | Team | Spikes | Faults | Shots | Total Attempts | Succ. % |
|-------------------------|----|---------------------|------|--------|--------|-------|----------------|---------|
| 1 | 16 | Blake Mark Martin | JAM | 31 | 8 | 16 | 55 | 56.36 |
| 2 | 11 | Stewart Ryan | TTO | 53 | 22 | 38 | 113 | 46.90 |
| 3 | 7 | Larcher Rodrigue | MQE | 23 | 9 | 19 | 51 | 45.10 |
| 4 | 7 | Antoine Claude | HAI | 43 | 15 | 41 | 99 | 43.43 |
| 5 | 11 | Hartley Jamion | JAM | 47 | 10 | 53 | 110 | 42.73 |
| 6 | 20 | Naarden Gino Robert | SUR | 49 | 17 | 52 | 118 | 41.53 |
| 7 | 7 | Ferguson Byron | BAH | 28 | 12 | 29 | 69 | 40.58 |
| 8 | 18 | Lewis Mark | JAM | 21 | 11 | 20 | 52 | 40.38 |
| 9 | 18 | Legall Brandon | TTO | 37 | 10 | 46 | 93 | 39.78 |
| 10 | 13 | Browne Kyle | BAR | 37 | 14 | 46 | 97 | 38.14 |
| Total Tournament | | | | 975 | 453 | 1,159 | 2,587 | 37.69 |



Best Blockers

| Rk | No | Name | Team | Kill Blocks | Faults | Rebounds | Total Attempts | Avg. by set |
|-------------------------|----|--------------------------|------|-------------|--------|----------|----------------|-------------|
| 1 | 10 | Hoyte Mikheil | TTO | 14 | 18 | 18 | 50 | 0.93 |
| 2 | 2 | Flu Marc | SUR | 11 | 6 | 23 | 40 | 0.85 |
| 3 | 16 | Blake Mark Martin | JAM | 9 | 10 | 20 | 39 | 0.75 |
| 4 | 6 | Brown Dellan | JAM | 9 | 10 | 18 | 37 | 0.75 |
| 5 | 15 | Wood Ammuniki | BAR | 10 | 11 | 23 | 44 | 0.67 |
| 6 | 4 | Frederic Jacques-Antoine | HAI | 8 | 6 | 13 | 27 | 0.62 |
| 7 | 18 | Lewis Mark | JAM | 7 | 3 | 10 | 20 | 0.58 |
| 8 | 6 | Ilenia Raygid | CUR | 7 | 12 | 17 | 36 | 0.58 |
| 9 | 4 | Soltin Joël | MQE | 7 | 7 | 6 | 20 | 0.58 |
| 10 | 7 | Sporkslede Keven | SUR | 7 | 8 | 20 | 35 | 0.54 |
| Total Tournament | | | | 218 | 377 | 575 | 1,170 | 4.19 |




Best Servers

| Rk | No | Name | Team | Aces | Faults | Serve Hits | Total Attempts | Avg. by set |
|-------------------------|----|---------------------|------|------|--------|------------|----------------|-------------|
| 1 | 20 | Naarden Gino Robert | SUR | 7 | 12 | 35 | 54 | 0.54 |
| 2 | 11 | Hartley Jamion | JAM | 6 | 9 | 27 | 42 | 0.50 |
| 3 | 13 | Browne Kyle | BAR | 7 | 13 | 41 | 61 | 0.47 |
| 4 | 6 | Brown Dellan | JAM | 5 | 9 | 28 | 42 | 0.42 |
| 5 | 7 | Ferguson Byron | BAH | 5 | 10 | 27 | 42 | 0.42 |
| 6 | 12 | ALPHA Stéphane | MQE | 5 | 11 | 16 | 32 | 0.42 |
| 7 | 1 | Simpson Shawn | BAR | 6 | 11 | 23 | 40 | 0.40 |
| 8 | 18 | Legall Brandon | TTO | 5 | 5 | 53 | 63 | 0.33 |
| 9 | 13 | Morgan Delford | JAM | 4 | 14 | 37 | 55 | 0.33 |
| 10 | 5 | Bushe Akim | TTO | 4 | 9 | 33 | 46 | 0.27 |
| Total Tournament | | | | 97 | 291 | 1,732 | 2,120 | 1.87 |



P-5 VOLLEYBALL • Players ranking by skills
2018 WCQT 2ND ROUND CAZOVA MEN CHAMPIONSHIP



Best Diggers

| Rk | No | Name | Team | Digs | Faults | Receptions | Total Attempts | Avg. by set |
|-------------------------|----|---------------------|------|------------|------------|------------|----------------|-------------|
| 1 | 1 | Cedme Pedro | HAI | 23 | 21 | 25 | 69 | 1.77 |
| 2 | 15 | Mohammed Joshua | TTO | 25 | 25 | 25 | 75 | 1.67 |
| 3 | 6 | Packer Stephen | BAR | 22 | 24 | 20 | 66 | 1.47 |
| 4 | 1 | Clarke Clifton | JAM | 17 | 23 | 13 | 53 | 1.42 |
| 5 | 7 | Sporkslede Keven | SUR | 17 | 18 | 29 | 64 | 1.31 |
| 6 | 6 | Ferguson Jamaal | BAH | 13 | 23 | 18 | 54 | 1.08 |
| 7 | 2 | Colina Derwin | CUR | 12 | 8 | 18 | 38 | 1.00 |
| 8 | 13 | Christine Aymeric | MQE | 11 | 12 | 19 | 42 | 0.92 |
| 9 | 5 | Joval Roberto Frits | SUR | 11 | 23 | 15 | 49 | 0.85 |
| 10 | 20 | Naarden Gino Robert | SUR | 9 | 15 | 22 | 46 | 0.69 |
| Total Tournament | | | | 341 | 743 | 734 | 1,818 | 6.56 |



Best Setters

| Rk | No | Name | Team | Running Sets | Faults | Still Sets | Total Attempts | Avg. by set |
|-------------------------|----|---------------------|------|--------------|------------|--------------|----------------|-------------|
| 1 | 2 | Toussaint Christian | HAI | 53 | 6 | 233 | 292 | 4.08 |
| 2 | 8 | Donald Kameron | TTO | 47 | 9 | 270 | 326 | 3.13 |
| 3 | 12 | McLean Andre | JAM | 36 | 14 | 195 | 245 | 3.00 |
| 4 | 14 | London Alain | BAR | 44 | 5 | 201 | 250 | 2.93 |
| 5 | 12 | Foe-A-Man Casey | SUR | 30 | 8 | 203 | 241 | 2.31 |
| 6 | 1 | Tokaay Giandro | CUR | 26 | 10 | 183 | 219 | 2.17 |
| 7 | 2 | Christine Loris | MQE | 19 | 10 | 149 | 178 | 1.58 |
| 8 | 1 | Southard Javari | BAH | 18 | 2 | 105 | 125 | 1.50 |
| 9 | 5 | Saunders Je'Vaughn | BAH | 15 | 5 | 59 | 79 | 1.25 |
| 10 | 1 | Brunings Dion | SUR | 11 | 3 | 59 | 73 | 0.85 |
| Total Tournament | | | | 326 | 123 | 2,091 | 2,540 | 6.27 |



Best Receivers


Limit: 20.00%

| Rk | No | Name | Team | Excellents | Faults | Serve Receptions | Total Attempts | Eff. % |
|-------------------------|----|-----------------------|------|------------|------------|------------------|----------------|--------------|
| 1 | 4 | Mota Ernaldo | CUR | 34 | 2 | 10 | 46 | 69.57 |
| 2 | 2 | Wilson Prince'Tanique | BAH | 61 | 3 | 26 | 90 | 64.44 |
| 3 | 15 | Mohammed Joshua | TTO | 61 | 2 | 34 | 97 | 60.82 |
| 4 | 6 | Ferguson Jamaal | BAH | 36 | 3 | 19 | 58 | 56.90 |
| 5 | 3 | BRELEUR Yoann | MQE | 32 | 2 | 21 | 55 | 54.55 |
| 6 | 20 | Naarden Gino Robert | SUR | 37 | 4 | 25 | 66 | 50.00 |
| 7 | 13 | Morgan Delford | JAM | 38 | 3 | 34 | 75 | 46.67 |
| 8 | 6 | Packer Stephen | BAR | 50 | 8 | 33 | 91 | 46.15 |
| 9 | 1 | Cedme Pedro | HAI | 45 | 5 | 37 | 87 | 45.98 |
| 10 | 7 | Sporkslede Keven | SUR | 44 | 3 | 44 | 91 | 45.05 |
| Total Tournament | | | | 919 | 109 | 791 | 1,819 | 44.53 |



P-5 VOLLEYBALL • Players ranking by skills

2018 WCQT 2ND ROUND CAZOVA MEN CHAMPIONSHIP



Best Liberos

| Rk | No | Name | Team | Excellents | Faults | In play | Total attempts | Succ. % |
|----|----|---------------------|------|------------|--------|---------|----------------|---------|
| 1 | 15 | Mohammed Joshua | TTO | 86 | 27 | 59 | 172 | 50.00 |
| 2 | 6 | Packer Stephen | BAR | 72 | 32 | 53 | 157 | 45.86 |
| 3 | 4 | Mota Ernaldo | CUR | 41 | 24 | 27 | 92 | 44.57 |
| 4 | 6 | Ferguson Jamaal | BAH | 49 | 26 | 37 | 112 | 43.75 |
| 5 | 1 | Cedme Pedro | HAI | 68 | 26 | 62 | 156 | 43.59 |
| 6 | 1 | Clarke Clifton | JAM | 50 | 31 | 35 | 116 | 43.10 |
| 7 | 5 | Joval Roberto Frits | SUR | 44 | 28 | 50 | 122 | 36.07 |
| 8 | 13 | Christine Aymeric | MQE | 32 | 17 | 42 | 91 | 35.16 |



P-6 VOLLEYBALL • Teams ranking by skills
2018 WCQT 2ND ROUND CAZOVA MEN CHAMPIONSHIP



Best Spikers

Limit: 15.00%

| Rk | Team | Spikes | Faults | Shots | Total Attempts | Succ. % |
|-------------------------|-----------------------|--------|--------|-------|----------------|---------|
| 1 | JAM JAMAICA | 130 | 39 | 124 | 293 | 44.37 |
| 2 | TTO TRINIDAD & TOBAGO | 151 | 63 | 169 | 383 | 39.43 |
| 3 | HAI HAITI | 140 | 58 | 172 | 370 | 37.84 |
| 4 | SUR SURINAME | 144 | 70 | 170 | 384 | 37.50 |
| 5 | BAH BAHAMAS | 110 | 64 | 124 | 298 | 36.91 |
| 6 | BAR BARBADOS | 129 | 69 | 165 | 363 | 35.54 |
| 7 | CUR CURACAO | 91 | 46 | 126 | 263 | 34.60 |
| 8 | MQE MARTINIQUE | 80 | 44 | 109 | 233 | 34.33 |
| Total Tournament | | 975 | 453 | 1,159 | 2,587 | 37.69 |



Best Blockers

| Rk | Team | Kill Blocks | Faults | Rebounds | Total Attempts | Avg. by set |
|-------------------------|-----------------------|-------------|--------|----------|----------------|-------------|
| 1 | JAM JAMAICA | 37 | 41 | 75 | 153 | 3.08 |
| 2 | TTO TRINIDAD & TOBAGO | 37 | 68 | 73 | 178 | 2.47 |
| 3 | SUR SURINAME | 31 | 50 | 99 | 180 | 2.38 |
| 4 | HAI HAITI | 26 | 44 | 92 | 162 | 2.00 |
| 5 | BAH BAHAMAS | 22 | 54 | 59 | 135 | 1.83 |
| 6 | BAR BARBADOS | 27 | 45 | 73 | 145 | 1.80 |
| 7 | CUR CURACAO | 19 | 38 | 69 | 126 | 1.58 |
| 7 | MQE MARTINIQUE | 19 | 37 | 35 | 91 | 1.58 |
| Total Tournament | | 218 | 377 | 575 | 1,170 | 4.19 |




Best Servers

| Rk | Team | Aces | Faults | Serve Hits | Total Attempts | Avg. by set |
|-------------------------|-----------------------|------|--------|------------|----------------|-------------|
| 1 | JAM JAMAICA | 17 | 49 | 206 | 272 | 1.42 |
| 2 | TTO TRINIDAD & TOBAGO | 20 | 47 | 261 | 328 | 1.33 |
| 3 | BAR BARBADOS | 19 | 44 | 244 | 307 | 1.27 |
| 4 | MQE MARTINIQUE | 12 | 25 | 153 | 190 | 1.00 |
| 5 | SUR SURINAME | 10 | 35 | 252 | 297 | 0.77 |
| 6 | BAH BAHAMAS | 9 | 27 | 205 | 241 | 0.75 |
| 7 | HAI HAITI | 9 | 40 | 239 | 288 | 0.69 |
| 8 | CUR CURACAO | 1 | 24 | 172 | 197 | 0.08 |
| Total Tournament | | 97 | 291 | 1,732 | 2,120 | 1.87 |



P-6 VOLLEYBALL • Teams ranking by skills
2018 WCQT 2ND ROUND CAZOVA MEN CHAMPIONSHIP



Best Diggers

| Rk | Team | Digs | Faults | Receptions | Total Attempts | Avg. by set |
|-------------------------|-----------------------|------|--------|------------|----------------|-------------|
| 1 | SUR SURINAME | 52 | 106 | 110 | 268 | 4.00 |
| 2 | TTO TRINIDAD & TOBAGO | 57 | 108 | 80 | 245 | 3.80 |
| 3 | CUR CURACAO | 44 | 71 | 88 | 203 | 3.67 |
| 4 | HAI HAITI | 45 | 115 | 106 | 266 | 3.46 |
| 5 | JAM JAMAICA | 36 | 81 | 82 | 199 | 3.00 |
| 6 | BAR BARBADOS | 43 | 111 | 109 | 263 | 2.87 |
| 7 | MQE MARTINIQUE | 33 | 57 | 75 | 165 | 2.75 |
| 8 | BAH BAHAMAS | 31 | 94 | 84 | 209 | 2.58 |
| Total Tournament | | 341 | 743 | 734 | 1,818 | 6.56 |



Best Setters

| Rk | Team | Running Sets | Faults | Still Sets | Total Attempts | Avg. by set |
|-------------------------|-----------------------|--------------|--------|------------|----------------|-------------|
| 1 | HAI HAITI | 54 | 8 | 296 | 358 | 4.15 |
| 2 | BAH BAHAMAS | 43 | 15 | 232 | 290 | 3.58 |
| 3 | BAR BARBADOS | 52 | 16 | 294 | 362 | 3.47 |
| 4 | TTO TRINIDAD & TOBAGO | 51 | 12 | 304 | 367 | 3.40 |
| 5 | SUR SURINAME | 42 | 15 | 313 | 370 | 3.23 |
| 6 | JAM JAMAICA | 36 | 21 | 235 | 292 | 3.00 |
| 7 | CUR CURACAO | 26 | 18 | 226 | 270 | 2.17 |
| 8 | MQE MARTINIQUE | 22 | 18 | 191 | 231 | 1.83 |
| Total Tournament | | 326 | 123 | 2,091 | 2,540 | 6.27 |



Best Receivers

Limit: 20.00%

| Rk | Team | Excellents | Faults | Serve Receptions | Total Attempts | Eff. % |
|-------------------------|-----------------------|------------|--------|------------------|----------------|--------|
| 1 | CUR CURACAO | 107 | 10 | 57 | 174 | 55.75 |
| 2 | BAH BAHAMAS | 125 | 11 | 83 | 219 | 52.05 |
| 3 | TTO TRINIDAD & TOBAGO | 146 | 14 | 129 | 289 | 45.67 |
| 4 | SUR SURINAME | 123 | 14 | 112 | 249 | 43.78 |
| 5 | HAI HAITI | 122 | 16 | 113 | 251 | 42.23 |
| 6 | MQE MARTINIQUE | 76 | 11 | 76 | 163 | 39.88 |
| 7 | JAM JAMAICA | 98 | 13 | 103 | 214 | 39.72 |
| 8 | BAR BARBADOS | 122 | 20 | 118 | 260 | 39.23 |
| Total Tournament | | 919 | 109 | 791 | 1,819 | 44.53 |