



2018 WORLD CHAMPIONSHIP
QUALIFICATION
CAZOVA TOURNAMENT

SENIOR MEN GROUP D & E



Daily Bulletin

July 7th, 2017

5



CAZOVA Senior Championship Men

July 2nd to 10th, 2017

National Cycling Centre

Couva, Trinidad

Tuesday 4th July 2017					Results					
Time	Match			Group	Game	Set 1	Set 2	Set 3	Set 4	Set 5
1 2:00 PM	MQE	vs	SUR	D	1-3	21-25	25-17	23-25	19-25	
2 4:00 PM	JAM	vs	HAI	E	3-1	25-22	25-20	19-25	25-22	
3 7:00 PM	BAR	vs	BAH	E	3-2	22-25	25-19	12-25	25-18	15-11
4 9:00 PM	TTO	vs	CUR	D	3-2	23-25	22-25	25-23	25-23	15-12

Wednesday 5th July 2017					Results					
Time	Match			Group	Game	Set 1	Set 2	Set 3	Set 4	Set 5
5 2:00 PM	CUR	vs	MQE	D	0-3	14-25	23-25	23-25		
6 4:00 PM	BAH	vs	JAM	E	0-3	18-25	19-25	18-25		
7 7:00 PM	BAR	vs	HAI	E	3-2	22-25	19-25	25-23	25-18	15-13
8 9:00 PM	TTO	vs	SUR	D	3-2	22-25	25-22	28-30	25-21	15-9

Thursday 6th July 2017					Results					
Time	Match			Group	Game	Set 1	Set 2	Set 3	Set 4	Set 5
9 2:00 PM	SUR	vs	CUR	D	3-1	25-20	24-26	25-19	25-23	
10 4:00 PM	BAH	vs	HAI	E	1-3	26-28	16-25	25-16	19-25	
11 7:00 PM	BAR	vs	JAM	E	3-2	25-19	17-25	25-22	16-14	
12 9:00 PM	TTO	vs	MQE	D	3-2	25-22	20-25	19-25	25-21	15-8

Friday 7th July 2017					Results					
Time	Match				Game	Set 1	Set 2	Set 3	Set 4	Set 5
13 2:00 PM	BAH	vs	CUR	7th & 8th	2-3	29-27	16-25	25-20	22-25	14-16
14 5:00 PM	JAM	vs	MQE	QF 1	0-3	15-25	23-25	17-25		
15 7:00 PM	SUR	vs	HAI	QF2	1-3	25-20	20-25	21-25	31-33	

Saturday 8th July 2017					Results					
Time	Match				Game	Set 1	Set 2	Set 3	Set 4	Set 5
16 2:00 PM	JAM	vs	SUR	5th & 6th						
17 5:00 PM	BAR	vs	MQE	SF 1						
18 7:00 PM	TTO	vs	HAI	SF 2						

Sunday 9th July 2017					Results					
Time	Match				Game	Set 1	Set 2	Set 3	Set 4	Set 5
19 2:00 PM	3rd Play-Off									
20 4:00 PM	Finals									



CAZOVA Senior Championship Men

July 2nd to 10th, 2017

National Cycling Centre

Couva, Trinidad

Saturday 8th July 2017			
Team	Time	Pick-Up	Venue
Martinique	8:00 AM	6:45 AM	CRISA
Haiti	9:00 AM	7:45 AM	CRISA
Barbados	8:00 AM	6:45 AM	Main Court - NCC
TTO	9:00 AM	8:00 AM	Main Court - NCC

Sunday 9th July 2017			
Team	Time	Pick-Up	Venue
3rd Match	8:00 AM	6:45 AM	Main Court - NCC
3rd Match	9:00 AM	7:45 AM	CRISA
Finals	8:00 AM	6:45 AM	Main Court - NCC
Finals	9:00 AM	7:45 AM	CRISA



CAZOVA Senior Championship Men
Droup D

FEDERATION
INTERNATIONALE
DE VOLLEYBALL



0-1

UNIFORM COLOURS
Couleur de l'uniforme

CITY:
ville:

DATE: TIME:
Heure:

REGISTERED COLOURS / Couleurs enregistrées :
(ONLY SHIRT COLOUR - seulement la couleur du maillot)

POOL/PHASE:
Groupe/Phase

	BAR ▼	HAI ▼	JAM ▼	MQE ▼	SUR ▼	TTO ▼
1	Royal	Red	Black	Blue	Green	Black
2	Yellow	Blue	Yellow	Red	White	Red
3				White		

MATCH SCHEDULE
Calendrier des matches

DATE:	No. Match	Team Equipe	
		A	B
08/Jul/2017	16	JAM	SUR
08/Jul/2017	17	BAR	MQE
08/Jul/2017	18	TTO	HAI

TEAMS CHOICE (1-2 OR 3)
Choix des équipes (1-2 ou 3)

1st CHOICE 1er Choix A		LIBERO UNIFORM	
A	B	A	B

FIVB DECISION
Décision de la FIVB

A	B
Black	Green
Royal	Red
Black	Red



P-2 VOLLEYBALL • Match result

2018 WCQT 2ND ROUND GAZOVA MEN CHAMPIONSHIP
7th and 8th Place (Plac 7-8)



Match: 13 **Date:** 7/7/2017 **Spectators:** 100
City: Couva
Hall: National Cycling Centre
Match duration: Start: 14:00 End: 16:20 Total: 2:20

Teams	Sets	1	2	3	4	5	Total
BAH	2	29	16	25	22	14	106
CUR	3	27	25	20	25	16	113
Set duration		0:33	0:22	0:20	0:26	0:17	1:58

Referees: JOLICOEUR, Eddyson (HAI) & YEARWOOD, Sherry (BAR)

BAH • BAHAMAS		1	2	3	4	5	Pts
1	Southard Javari						
2	Wilson Prince'Tanique	■	■	■	■	■	6
5	Saunders Je'Vaughn					□	
6	L Ferguson Jamaal	L	L	L	L	L	
7	Ferguson Byron	■	■	■	■	■	12
8	Williams Lorenzo	■	■	■	■	■	15
9	Rolle Glen						
11	Simon Tonny	■	■	■	■	■	1
13	Moxey Rajahl	■	■	■	■	■	15
15	Hepburn Shanari			□	□		
17	Forbes Shedrick	□	□	□	□	□	1
18	Stuart Eugene	■	■	■	■	■	4

Coach: Covance Mortimer
Assistant: Lloyd Davis

CUR • CURACAO		1	2	3	4	5	Pts
1	Tokaay Giandro	■	■	■	■	■	2
2	Colina Derwin	■	■	■	■	■	24
3	Meulens Jurcham					□	1
4	L Mota Ernaldo	L	L	L	L	L	
5	Isebia Aarion	■	■	■	■	■	5
6	Isenia Raygid	■	■	■	■	■	7
7	Daal Henrich						
9	Paulina Gilbert	■					1
10	Valeriano Shuruendy	□	■	■	■	■	17
11	Kleinmoedig Marlison	■	■	■	■	■	18
12	Marchena Raynold					□	
15	Anthony Quinten						

Coach: Marverick Alexander (CUR)
Assistant: Andre Paulina (CUR)

TEAMS AND PLAYERS PERFORMANCES

Won Pts	Total Atts	No Name
39	112	Total Team
13	36	13 Moxey Rajahl
11	22	8 Williams Lorenzo
11	58	Total Team
3	14	7 Ferguson Byron
3	12	8 Williams Lorenzo
4	105	Total Team
2	15	7 Ferguson Byron
1	12	8 Williams Lorenzo
52		Total Team
106	275	Total Team

Scoring Skills
Spike
Block
Serve
Opp. error
Total

Won Pts	Total Atts	No Name
51	127	Total Team
16	41	2 Colina Derwin
14	30	10 Valeriano Shuruendy
15	57	Total Team
5	14	6 Isenia Raygid
5	12	2 Colina Derwin
9	112	Total Team
3	15	10 Valeriano Shuruendy
3	21	2 Colina Derwin
38		Total Team
113	296	Total Team

15	46	8 Williams Lorenzo
----	----	--------------------

Best Scorer		
24	74	2 Colina Derwin

24	74	2 Colina Derwin
----	----	-----------------

Excellent	Total Atts	No Name
22	82	Total Team
11	26	6 Ferguson Jamaal
5	15	2 Wilson Prince'Tanique
14	111	Total Team
14	93	11 Simon Tonny
53	93	Total Team
23	34	2 Wilson Prince'Tanique
15	27	6 Ferguson Jamaal

Non scoring Skills
Dig
Set
Reception
Success - Faults
Attempts

Excellent	Total Atts	No Name
17	77	Total Team
6	18	2 Colina Derwin
6	23	4 Mota Ernaldo
14	126	Total Team
14	103	1 Tokaay Giandro
51	98	Total Team
17	25	4 Mota Ernaldo
16	32	11 Kleinmoedig Marlison

■ Starting line-up Pts = Points scored [nn] = Captain
□ Substitute Atts = Attempts L = Libero
Opp = Opponent



P-2 VOLLEYBALL • Match result

2018 WCQT 2ND ROUND CAZOVA MEN CHAMPIONSHIP Quarter Finals



Match: 14 **Date:** 7/7/2017 **Spectators:** 100
City: Couva
Hall: National Cycling Centre
Match duration: Start: 14:58 End: 18:14 Total: 3:16

Teams	Sets	1	2	3	4	5	Total
JAM	0	15	23	17			55
MQE	3	25	25	25			75
Set duration		0:21	0:28	0:21			1:10

Referees: SANDIFORD, Sheldon & MANHOEF, Antonie

JAM • JAMAICA		1	2	3	4	5	Pts
1	L Clarke Clifton		L	L	L		
3	Williams Damor						
4	Dwyer Shane	□	□				
6	Brown Dellan	■	■	■			1
8	Clarke Jovanny	□	□	□			
9	Hitchman Triston						
11	Hartley Jamion	■	■	■			15
12	McLean Andre	■	■	■			4
13	Morgan Delford	■	■	■			2
15	Reid Marlon	□					
16	Blake Mark Martin	■	■	■			7
18	Lewis Mark	■	■	■			3

Coach: Gatasheu Bonner
Assistant: Damion Gooden

MQE • MARTINIQUE		1	2	3	4	5	Pts
1	ALPHA Grégory				□		2
2	Christine Loris	■	■	■			2
3	BRELEUR Yoann	■	■	■			6
4	Soltin Joël	■	■	■			6
5	Lefavre David	□	□				3
7	Larcher Rodrigue	■	■	■			13
9	BRIGITTE Jahël	□					
10	LOUIS-MARIE William						
12	ALPHA Stéphane	■	■	■			10
13	L Christine Aymeric	L	L	L			
14	Desert Nicolas		□	□			
17	HARDY-DESSOURCES Gérald	■	■	■			7

Coach: ERIALC Eddy
Assistant: ROOKUAH Dominique

TEAMS AND PLAYERS PERFORMANCES

Won Pts	Total Atts	No Name
24	66	Total Team
14	29	11 Hartley Jamion
5	9	16 Blake Mark Martin
8	39	Total Team
2	6	12 McLean Andre
2	8	18 Lewis Mark
0	57	Total Team
23		Total Team
55	162	Total Team

Scoring Skills
Spike
Block
Serve
Opp. error
Total

Won Pts	Total Atts	No Name
35	75	Total Team
10	16	7 Larcher Rodrigue
9	20	12 ALPHA Stéphane
9	28	Total Team
4	9	4 Soltin Joël
2	2	7 Larcher Rodrigue
5	73	Total Team
2	15	17 HARDY-DESSOURCES
1	16	7 Larcher Rodrigue
26		Total Team
75	176	Total Team

15	43	11 Hartley Jamion
----	----	-------------------

Best Scorer

13	34	7 Larcher Rodrigue
----	----	--------------------

Excellent	Total Atts	No Name
6	46	Total Team
2	9	1 Clarke Clifton
1	4	18 Lewis Mark
6	66	Total Team
6	51	12 McLean Andre
24	63	Total Team
5	15	18 Lewis Mark
8	17	1 Clarke Clifton

Non scoring Skills
Dig
Set
Reception
Success - Faults
Attempts

Excellent	Total Atts	No Name
9	45	Total Team
4	16	7 Larcher Rodrigue
3	7	17 HARDY-DESSOURCES
7	73	Total Team
7	66	2 Christine Loris
26	48	Total Team
11	17	3 BRELEUR Yoann
10	17	7 Larcher Rodrigue

■ Starting line-up Pts = Points scored □ Substitute Atts = Attempts [nn] = Captain
 □ Opponent L = Libero



P-2 VOLLEYBALL • Match result

2018 WCQT 2ND ROUND GAZOVA MEN CHAMPIONSHIP Quarter Finals



Match: 15 **Date:** 7/7/2017 **Spectators:** 120
City: Couva
Hall: National Cycling Centre
Match duration: Start: 19:00 End: 21:13 Total: 2:13

Teams	Sets	1	2	3	4	5	Total
SUR	1	25	20	21	31		97
HAI	3	20	25	25	33		103
Set duration		0:25	0:27	0:29	0:43		2:04

Referees: SAMUEL, Winston (JAM) & AUGUSTINE, Betty-Ann (MQE)

SUR • SURINAME		1	2	3	4	5	Pts
1	Brunings Dion	☐	■	☐	☐		1
2	Flu Marc	■	■	■	■		5
3	Susana Romario	☐	☐	☐			
4	Ong A Fat Furgil		☐				1
5	L Joval Roberto Frits	L	L	L	L		
6	Mahabali Leonel				☐		
7	Sporkslede Keven	■	■	■	■		15
8	Vliet Antoine Verny			☐	■		3
9	Breinburg Zefanio	■	■	■	☐		12
10	Fraser Clyde	■	■	■	■		4
12	Foe-A-Man Casey	■	☐	■	■		2
20	Naarden Gino Robert	■	■	■	■		26

Coach: Getrouw Verdy
Assistant: Valdes Diaz Sergio

HAI • HAITI		1	2	3	4	5	Pts
1	L Cedme Pedro	L	L	L	L		
2	Toussaint Christian	■	■	■	■		4
3	Mesidor Steneley	■	■	■	■		10
4	Frederic Jacques-Antoine	■	■				1
5	Cothiere Love Junior Emmanuel		☐		☐		
6	Registre Fritz Wanel			☐	☐		
7	Antoine Claude	■	■	■	■		5
8	Glezil May Newbornson		☐	■	■		9
9	Benjamin Irvens		☐	■	■		6
10	Alexandre Leslee	■	■	■	■		13
11	Joseph Frantz	☐		☐	☐		1
12	Lebrun Olson	■	■		☐		11

Coach: LARRIEUX, Yves (HAI)
Assistant: ADOLPHE, Ralph (HAI)

TEAMS AND PLAYERS PERFORMANCES

Won Pts	Total Atts	No Name
50	150	Total Team
25	52	20 Naarden Gino Robert
12	41	7 Sporkslede Keven
15	77	Total Team
4	19	2 Flu Marc
3	12	7 Sporkslede Keven
4	98	Total Team
3	10	9 Breinburg Zefanio
1	12	1 Brunings Dion
28		Total Team
97	325	Total Team

Scoring Skills
Spike
Block
Serve
Opp. error
Total

Won Pts	Total Atts	No Name
52	158	Total Team
11	27	12 Lebrun Olson
10	20	10 Alexandre Leslee
5	65	Total Team
3	18	10 Alexandre Leslee
1	1	8 Glezil May Newbornson
3	102	Total Team
2	16	8 Glezil May Newbornson
1	11	9 Benjamin Irvens
43		Total Team
103	325	Total Team

26	74	20 Naarden Gino Robert
----	----	------------------------

Best Scorer

13	50	10 Alexandre Leslee
----	----	---------------------

Excellent	Total Atts	No Name
26	108	Total Team
7	28	7 Sporkslede Keven
6	17	20 Naarden Gino Robert
7	147	Total Team
4	63	1 Brunings Dion
55	95	Total Team
18	29	20 Naarden Gino Robert
21	33	7 Sporkslede Keven

Non scoring Skills
Dig
Set
Reception
Success - Faults
Attempts

Excellent	Total Atts	No Name
31	132	Total Team
8	33	1 Cedme Pedro
6	18	7 Antoine Claude
13	152	Total Team
12	118	2 Toussaint Christian
57	89	Total Team
16	24	9 Benjamin Irvens
16	29	1 Cedme Pedro

■ Starting line-up Pts = Points scored [nn] = Captain
☐ Substitute Atts = Attempts L = Libero
Opp = Opponent



P-4 VOLLEYBALL • Collated results & ranking

2018 WCQT 2ND ROUND CAZOVA MEN CHAMPIONSHIP

Results of Friday, July 07, 2017



MATCH RESULTS

Preliminary Round Group D

No	Date	Teams	Set	Result per set (points)					Total Points	Time	Spectators
				1	2	3	4	5			
1	7/4/2017	MQE - SUR	1-3	21-25	25-17	23-25	19-25		88- 92	1:45	
4	7/4/2017	TTO - CUR	3-2	23-25	22-25	25-23	25-23	15-12	110-108	2:10	
5	7/5/2017	CUR - MQE	0-3	14-25	23-25	23-25			60- 75	1:17	
8	7/5/2017	TTO - SUR	3-2	22-25	25-22	28-30	25-21	15- 9	115-107	2:18	
9	7/6/2017	SUR - CUR	3-1	25-20	24-26	25-19	25-23		99- 88	1:55	
12	7/6/2017	TTO - MQE	3-2	25-22	20-25	19-25	25-21	15- 8	104-101	2:06	200

Preliminary Round Group E

No	Date	Teams	Set	Result per set (points)					Total Points	Time	Spectators
				1	2	3	4	5			
2	7/4/2017	JAM - HAI	3-1	25-22	25-20	19-25	25-22		94- 89	1:52	
3	7/4/2017	BAR - BAH	3-2	22-25	25-19	12-25	25-18	15-11	99- 98	2:07	
6	7/5/2017	BAH - JAM	0-3	18-25	19-25	18-25			55- 75	1:19	
7	7/5/2017	BAR - HAI	3-2	22-25	19-25	25-23	25-18	15-13	106-104	2:14	
10	7/6/2017	BAH - HAI	1-3	26-28	16-25	25-16	19-25		86- 94	1:51	
11	7/6/2017	BAR - JAM	3-2	25-19	17-25	25-22	20-25	16-14	103-105	2:20	

Quarter Finals

No	Date	Teams	Set	Result per set (points)					Total Points	Time	Spectators
				1	2	3	4	5			
14	7/7/2017	JAM - MQE	0-3	15-25	23-25	17-25			55- 75	3:16	100
15	7/7/2017	SUR - HAI	1-3	25-20	20-25	21-25	31-33		97-103	2:13	120

7th and 8th Place

No	Date	Teams	Set	Result per set (points)					Total Points	Time	Spectators
				1	2	3	4	5			
13	7/7/2017	BAH - CUR	2-3	29-27	16-25	25-20	22-25	14-16	106-113	2:20	100

TEAM RANKING

Pool D

Code	Team	Matches			Pts	Results details						Sets			Points			
		W	L	T		3-0	3-1	3-2	2-3	1-3	0-3	W	L	Ratio	W	L	Ratio	
1	TTO	Trinidad and Tobago	3	0	3	9	0	0	3	0	0	0	9	6	1.500	329	316	1.041
2	SUR	Suriname	2	1	3	10	0	2	0	1	0	0	8	5	1.600	298	291	1.024
3	MQE	Martinique	1	2	3	8	1	0	0	1	1	0	6	6	1.000	264	256	1.031
4	CUR	Curaçao	0	3	3	3	0	0	0	1	1	1	3	9	0.333	256	284	0.901

Pool E

Code	Team	Matches			Pts	Results details						Sets			Points			
		W	L	T		3-0	3-1	3-2	2-3	1-3	0-3	W	L	Ratio	W	L	Ratio	
1	BAR	Barbados	3	0	3	9	0	0	3	0	0	0	9	6	1.500	308	307	1.003
2	JAM	Jamaica	2	1	3	11	1	1	0	1	0	0	8	4	2.000	274	247	1.109
3	HAI	Haiti	1	2	3	7	0	1	0	1	1	0	6	7	0.857	287	286	1.003
4	BAH	Bahamas	0	3	3	3	0	0	0	1	1	1	3	9	0.333	239	268	0.891

7. CURACAO

8. BAHAMAS



P-4 VOLLEYBALL • Collated results & ranking

2018 WCQT 2ND ROUND CAZOVA MEN CHAMPIONSHIP

Results of Friday, July 07, 2017



Scoring skills

BEST PLAYERS

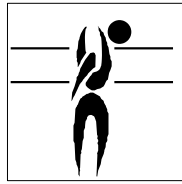
Non scoring skills

Skill	Rk	Name	Team	Succ. %	Skill	Rk	Name	Team	Avg. by set
Spike Limit: 15.00%	1	Blake Mark Martin	JAM	56.25	Dig	1	Cedme Pedro	HAI	1.82
	2	Larcher Rodrigue	MQE	49.25		2	Mohammed Joshua	TTO	1.67
	3	Stewart Ryan	TTO	46.90		3	Packer Stephen	BAR	1.47
Block	1	Hoyte Mikheil	TTO	0.93	Set	1	Toussaint Christian	HAI	3.82
	2	Flu Marc	SUR	0.88		2	Donald Kameron	TTO	3.13
	3	Blake Mark Martin	JAM	0.73		3	London Alain	BAR	2.93
Serve	1	Browne Kyle	BAR	0.47	Reception	1	Mota Ernaldo	CUR	67.61
	2	Ferguson Byron	BAH	0.41		2	Wilson Prince'Tanique	BAH	63.71
	3	Naarden Gino Robert	SUR	0.41		3	Mohammed Joshua	TTO	60.82



P-5 VOLLEYBALL • Players ranking by skills

2018 WCQT 2ND ROUND CAZOVA MEN CHAMPIONSHIP



Best Scorers

Rk	No	Name	Team	Spike	Block	Serve	Total
1	20	Naarden Gino Robert	SUR	74	6	7	87
2	11	Hartley Jamion	JAM	61	7	6	74
3	7	Sporkslede Keven	SUR	48	10	1	59
4	2	Colina Derwin	CUR	45	9	4	58
5	7	Antoine Claude	HAI	48	6	3	57
6	11	Stewart Ryan	TTO	53	3	0	56
7	7	Ferguson Byron	BAH	35	9	7	51
8	13	Browne Kyle	BAR	37	3	7	47
8	16	Blake Mark Martin	JAM	36	11	0	47
10	18	Legall Brandon	TTO	37	4	5	46
11	1	Simpson Shawn	BAR	33	6	6	45
12	7	Larcher Rodrigue	MQE	33	2	3	38
12	2	Wilson Prince Tanique	BAH	34	3	1	38
14	10	Hoyte Mikheil	TTO	20	14	2	36
14	9	Breinburg Zefanio	SUR	25	8	3	36
16	3	Mesidor Steneley	HAI	29	5	0	34
16	13	Moxey Rajahl	BAH	29	3	2	34
18	12	ALPHA Stéphane	MQE	27	0	6	33
18	3	BRELEUR Yoann	MQE	26	4	3	33
20	18	Lewis Mark	JAM	22	9	0	31
20	11	Kleinmoedig Marlison	CUR	26	3	2	31
20	10	Alexandre Leslee	HAI	24	7	0	31
20	4	Frederic Jacques-Antoine	HAI	23	8	0	31
24	15	Wood Ammuniki	BAR	16	10	3	29
24	6	Isenia Raygid	CUR	16	12	1	29
24	2	Flu Marc	SUR	13	15	1	29
27	12	Lebrun Olson	HAI	25	0	3	28
28	6	Brown Dellan	JAM	12	10	5	27
28	10	Valeriano Shuruendy	CUR	23	1	3	27
30	9	Williams Daneil	TTO	17	4	4	25
31	8	Williams Lorenzo	BAH	20	3	1	24
32	13	Morgan Delford	JAM	15	2	4	21
32	18	Stuart Eugene	BAH	13	7	1	21
34	4	Mayers Ahkeem	BAR	15	2	3	20
34	17	HARDY-DESSOURCES Gérald	MQE	11	6	3	20
34	4	Soltin Joël	MQE	7	11	2	20
37	9	Benjamin Irvens	HAI	16	0	3	19
38	7	Phillip Marlon	TTO	13	3	2	18
39	5	Bushe Akim	TTO	7	5	4	16
39	8	Vliet Antoine Verny	SUR	15	1	0	16
39	10	Fraser Clyde	SUR	12	3	1	16
42	8	Glezil May Newbornson	HAI	12	1	2	15
43	12	McLean Andre	JAM	7	6	0	13
44	20	Jordan Ashan	BAR	12	0	0	12
45	8	Donald Kameron	TTO	4	4	3	11
45	3	Meulens Jurcham	CUR	11	0	0	11
45	17	Forbes Shedrick	BAH	10	0	1	11
48	9	Paulina Gilbert	CUR	10	0	0	10
49	5	Isebia Aarion	CUR	6	3	0	9
49	15	Hepburn Shanari	BAH	5	4	0	9
Total tournament				1,226	281	122	1,629



P-5 VOLLEYBALL • Players ranking by skills
2018 WCQT 2ND ROUND CAZOVA MEN CHAMPIONSHIP



Best Spikers

Limit: 15.00%

Rk	No	Name	Team	Spikes	Faults	Shots	Total Attempts	Succ. %
1	16	Blake Mark Martin	JAM	36	9	19	64	56.25
2	7	Larcher Rodrigue	MQE	33	10	24	67	49.25
3	11	Stewart Ryan	TTO	53	22	38	113	46.90
4	11	Hartley Jamion	JAM	61	17	61	139	43.88
5	20	Naarden Gino Robert	SUR	74	21	75	170	43.53
6	7	Ferguson Byron	BAH	35	15	33	83	42.17
7	13	Moxey Rajahl	BAH	29	11	30	70	41.43
8	11	Kleinmoedig Marlison	CUR	26	14	23	63	41.27
9	18	Legall Brandon	TTO	37	10	46	93	39.78
10	3	BRELEUR Yoann	MQE	26	15	25	66	39.39
Total Tournament				1,226	583	1,466	3,275	37.44



Best Blockers

Rk	No	Name	Team	Kill Blocks	Faults	Rebounds	Total Attempts	Avg. by set
1	10	Hoyte Mikheil	TTO	14	18	18	50	0.93
2	2	Flu Marc	SUR	15	11	33	59	0.88
3	16	Blake Mark Martin	JAM	11	15	21	47	0.73
4	4	Soltin Joël	MQE	11	10	8	29	0.73
5	6	Isenia Raygid	CUR	12	14	24	50	0.71
6	15	Wood Ammuniki	BAR	10	11	23	44	0.67
7	6	Brown Dellan	JAM	10	12	21	43	0.67
8	18	Lewis Mark	JAM	9	6	13	28	0.60
9	7	Sporkslede Keven	SUR	10	11	26	47	0.59
10	2	Colina Derwin	CUR	9	7	16	32	0.53
Total Tournament				281	477	736	1,494	4.39




Best Servers

Rk	No	Name	Team	Aces	Faults	Serve Hits	Total Attempts	Avg. by set
1	13	Browne Kyle	BAR	7	13	41	61	0.47
2	7	Ferguson Byron	BAH	7	12	38	57	0.41
3	20	Naarden Gino Robert	SUR	7	15	48	70	0.41
4	11	Hartley Jamion	JAM	6	12	32	50	0.40
5	1	Simpson Shawn	BAR	6	11	23	40	0.40
6	12	ALPHA Stéphane	MQE	6	14	23	43	0.40
7	18	Legall Brandon	TTO	5	5	53	63	0.33
8	6	Brown Dellan	JAM	5	12	32	49	0.33
9	5	Bushe Akim	TTO	4	9	33	46	0.27
10	13	Morgan Delford	JAM	4	16	52	72	0.27
Total Tournament				122	352	2,193	2,667	1.91



P-5 VOLLEYBALL • Players ranking by skills
2018 WCQT 2ND ROUND CAZOVA MEN CHAMPIONSHIP



Best Diggers

Rk	No	Name	Team	Digs	Faults	Receptions	Total Attempts	Avg. by set
1	1	Cedme Pedro	HAI	31	29	42	102	1.82
2	15	Mohammed Joshua	TTO	25	25	25	75	1.67
3	6	Packer Stephen	BAR	22	24	20	66	1.47
4	7	Sporkslede Keven	SUR	24	29	39	92	1.41
5	6	Ferguson Jamaal	BAH	24	34	22	80	1.41
6	1	Clarke Clifton	JAM	19	26	17	62	1.27
7	2	Colina Derwin	CUR	18	13	25	56	1.06
8	5	Joval Roberto Frits	SUR	17	30	23	70	1.00
9	20	Naarden Gino Robert	SUR	15	20	28	63	0.88
10	7	Antoine Claude	HAI	14	25	26	65	0.82
Total Tournament				452	941	915	2,308	7.06



Best Setters

Rk	No	Name	Team	Running Sets	Faults	Still Sets	Total Attempts	Avg. by set
1	2	Toussaint Christian	HAI	65	7	338	410	3.82
2	8	Donald Kameron	TTO	47	9	270	326	3.13
3	14	London Alain	BAR	44	5	201	250	2.93
4	12	McLean Andre	JAM	42	16	238	296	2.80
5	1	Tokaay Giandro	CUR	40	15	267	322	2.35
6	12	Foe-A-Man Casey	SUR	33	9	264	306	1.94
7	2	Christine Loris	MQE	26	10	208	244	1.73
8	11	Simon Tonny	BAH	24	10	103	137	1.41
9	1	Southard Javari	BAH	18	2	107	127	1.06
10	1	Brunings Dion	SUR	15	4	117	136	0.88
Total Tournament				387	151	2,677	3,215	6.05



Best Receivers


Limit: 20.00%

Rk	No	Name	Team	Excellents	Faults	Serve Receptions	Total Attempts	Eff. %
1	4	Mota Ernaldo	CUR	51	3	17	71	67.61
2	2	Wilson Prince'Tanique	BAH	84	5	35	124	63.71
3	15	Mohammed Joshua	TTO	61	2	34	97	60.82
4	3	BRELEUR Yoann	MQE	43	2	27	72	56.94
5	20	Naarden Gino Robert	SUR	55	4	36	95	53.68
6	6	Ferguson Jamaal	BAH	51	7	27	85	51.76
7	7	Sporkslede Keven	SUR	65	4	55	124	49.19
8	1	Cedme Pedro	HAI	61	5	50	116	48.28
9	11	Kleinmoedig Marlison	CUR	29	3	24	56	46.43
10	6	Packer Stephen	BAR	50	8	33	91	46.15
Total Tournament				1,185	138	982	2,305	45.42



P-5 VOLLEYBALL • Players ranking by skills

2018 WCQT 2ND ROUND CAZOVA MEN CHAMPIONSHIP



Best Liberos

Rk	No	Name	Team	Excellents	Faults	In play	Total attempts	Succ. %
1	15	Mohammed Joshua	TTO	86	27	59	172	50.00
2	6	Packer Stephen	BAR	72	32	53	157	45.86
3	4	Mota Ernaldo	CUR	64	35	41	140	45.71
4	6	Ferguson Jamaal	BAH	75	41	49	165	45.45
5	1	Clarke Clifton	JAM	60	38	44	142	42.25
6	1	Cedme Pedro	HAI	92	34	92	218	42.20
7	5	Joval Roberto Frits	SUR	66	37	72	175	37.71
8	13	Christine Aymeric	MQE	38	20	54	112	33.93



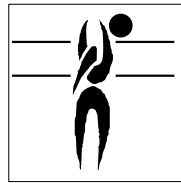
P-6 VOLLEYBALL • Teams ranking by skills
2018 WCQT 2ND ROUND CAZOVA MEN CHAMPIONSHIP



Best Spikers

Limit: 15.00%

Rk	Team	Spikes	Faults	Shots	Total Attempts	Succ. %
1	JAM JAMAICA	154	55	150	359	42.90
2	TTO TRINIDAD & TOBAGO	151	63	169	383	39.43
3	MQE MARTINIQUE	115	57	136	308	37.34
4	CUR CURACAO	142	70	178	390	36.41
5	HAI HAITI	192	85	251	528	36.36
6	BAH BAHAMAS	149	90	171	410	36.34
7	SUR SURINAME	194	94	246	534	36.33
8	BAR BARBADOS	129	69	165	363	35.54
Total Tournament		1,226	583	1,466	3,275	37.44



Best Blockers

Rk	Team	Kill Blocks	Faults	Rebounds	Total Attempts	Avg. by set
1	JAM JAMAICA	45	58	89	192	3.00
2	SUR SURINAME	46	70	141	257	2.71
3	TTO TRINIDAD & TOBAGO	37	68	73	178	2.47
4	CUR CURACAO	34	58	91	183	2.00
5	BAH BAHAMAS	33	75	85	193	1.94
6	MQE MARTINIQUE	28	51	40	119	1.87
7	HAI HAITI	31	52	144	227	1.82
8	BAR BARBADOS	27	45	73	145	1.80
Total Tournament		281	477	736	1,494	4.39




Best Servers

Rk	Team	Aces	Faults	Serve Hits	Total Attempts	Avg. by set
1	TTO TRINIDAD & TOBAGO	20	47	261	328	1.33
2	BAR BARBADOS	19	44	244	307	1.27
3	MQE MARTINIQUE	17	35	211	263	1.13
3	JAM JAMAICA	17	58	254	329	1.13
5	SUR SURINAME	14	44	337	395	0.82
6	BAH BAHAMAS	13	34	299	346	0.76
7	HAI HAITI	12	47	331	390	0.71
8	CUR CURACAO	10	43	256	309	0.59
Total Tournament		122	352	2,193	2,667	1.91



P-6 VOLLEYBALL • Teams ranking by skills
2018 WCQT 2ND ROUND CAZOVA MEN CHAMPIONSHIP



Best Diggers

Rk	Team	Digs	Faults	Receptions	Total Attempts	Avg. by set
1	SUR SURINAME	78	148	150	376	4.59
2	HAI HAITI	76	162	160	398	4.47
3	TTO TRINIDAD & TOBAGO	57	108	80	245	3.80
4	CUR CURACAO	61	103	116	280	3.59
5	BAH BAHAMAS	53	132	106	291	3.12
6	BAR BARBADOS	43	111	109	263	2.87
7	MQE MARTINIQUE	42	73	95	210	2.80
7	JAM JAMAICA	42	104	99	245	2.80
Total Tournament		452	941	915	2,308	7.06



Best Setters

Rk	Team	Running Sets	Faults	Still Sets	Total Attempts	Avg. by set
1	HAI HAITI	67	12	431	510	3.94
2	BAR BARBADOS	52	16	294	362	3.47
3	TTO TRINIDAD & TOBAGO	51	12	304	367	3.40
4	BAH BAHAMAS	57	25	319	401	3.35
5	SUR SURINAME	49	20	448	517	2.88
6	JAM JAMAICA	42	24	292	358	2.80
7	CUR CURACAO	40	24	332	396	2.35
8	MQE MARTINIQUE	29	18	257	304	1.93
Total Tournament		387	151	2,677	3,215	6.05



Best Receivers

Limit: 20.00%

Rk	Team	Excellents	Faults	Serve Receptions	Total Attempts	Eff. %
1	CUR CURACAO	158	14	100	272	52.94
2	BAH BAHAMAS	178	21	113	312	50.32
3	SUR SURINAME	178	17	149	344	46.80
4	HAI HAITI	179	20	141	340	46.76
5	TTO TRINIDAD & TOBAGO	146	14	129	289	45.67
6	MQE MARTINIQUE	102	12	97	211	42.65
7	BAR BARBADOS	122	20	118	260	39.23
8	JAM JAMAICA	122	20	135	277	36.82
Total Tournament		1,185	138	982	2,305	45.42