



2018 WORLD CHAMPIONSHIP QUALIFICATION CAZOVA TOURNAMENT

SENIOR MEN GROUP D & E



Final Bulletin **7**

July 9th, 2017



Final Standing

-  TRINIDAD & TOBAGO
-  MARTINIQUE
-  BARBADOS
-  HAITI
-  JAMAICA
-  SURINAME
-  CURACAO
-  BAHAMAS



INDIVIDUAL AWARDS

MVP

18. Brandon Legall
TTO



BEST OUTSIDE HITTER 1ST

7. Rodrigue Larcher
MQE



BEST OUTSIDE HITTER 2ND

20. Gino Naarden
SUR



BEST MIDDLE BLOCKER 1ST

15. Ammuniki Wood
BAR



BEST MIDDLE BLOCKER 2ND

10. Mikheil Hoyte
TTO



BEST OPPOSITE HITTER

11. Ryan Stewart
TTO



BEST SERVER

11. Jamion Hartley
JAM



BEST RECEIVER

4. Erinaldo Mota
CUR



BEST SETTER

8. Kameron Donald
TTO



BEST DIGGER

1. Pedro Cedme
HAI



BEST SCORER

20. Gino Naarden
SUR



BEST LIBERO

15. Joshua Mohammed
TTO





CAZOVA Senior Championship Men

July 2nd to 10th, 2017

National Cycling Centre

Couva, Trinidad

Tuesday 4th July 2017						Results				
Time	Match		Group	Game	Set 1	Set 2	Set 3	Set 4	Set 5	
1 2:00 PM	MQE	vs	SUR	D	1-3	21-25	25-17	23-25	19-25	
2 4:00 PM	JAM	vs	HAI	E	3-1	25-22	25-20	19-25	25-22	
3 7:00 PM	BAR	vs	BAH	E	3-2	22-25	25-19	12-25	25-18	15-11
4 9:00 PM	TTO	vs	CUR	D	3-2	23-25	22-25	25-23	25-23	15-12

Wednesday 5th July 2017						Results				
Time	Match		Group	Game	Set 1	Set 2	Set 3	Set 4	Set 5	
5 2:00 PM	CUR	vs	MQE	D	0-3	14-25	23-25	23-25		
6 4:00 PM	BAH	vs	JAM	E	0-3	18-25	19-25	18-25		
7 7:00 PM	BAR	vs	HAI	E	3-2	22-25	19-25	25-23	25-18	15-13
8 9:00 PM	TTO	vs	SUR	D	3-2	22-25	25-22	28-30	25-21	15-9

Thursday 6th July 2017						Results				
Time	Match		Group	Game	Set 1	Set 2	Set 3	Set 4	Set 5	
9 2:00 PM	SUR	vs	CUR	D	3-1	25-20	24-26	25-19	25-23	
10 4:00 PM	BAH	vs	HAI	E	1-3	26-28	16-25	25-16	19-25	
11 7:00 PM	BAR	vs	JAM	E	3-2	25-19	17-25	25-22	16-14	
12 9:00 PM	TTO	vs	MQE	D	3-2	25-22	20-25	19-25	25-21	15-8

Friday 7th July 2017						Results				
Time	Match			Game	Set 1	Set 2	Set 3	Set 4	Set 5	
13 2:00 PM	BAH	vs	CUR	7th & 8th	2-3	29-27	16-25	25-20	22-25	14-16
14 5:00 PM	JAM	vs	MQE	QF 1	0-3	15-25	23-25	17-25		
15 7:00 PM	SUR	vs	HAI	QF2	1-3	25-20	20-25	21-25	31-33	

Saturday 8th July 2017						Results				
Time	Match			Game	Set 1	Set 2	Set 3	Set 4	Set 5	
16 2:00 PM	JAM	vs	SUR	5th & 6th	3-2	26-24	24-26	25-22	23-25	19-17
17 5:00 PM	BAR	vs	MQE	SF 1	1-3	26-28	20-25	25-14	23-25	
18 7:00 PM	TTO	vs	HAI	SF 2	3-1	22-25	25-20	25-21	25-22	

Sunday 9th July 2017						Results				
Time	Match			Game	Set 1	Set 2	Set 3	Set 4	Set 5	
19 2:00 PM	BAR	vs	HAI	3rd & 4th	3-0	25-19	25-13	27-25		
20 4:00 PM	TTO	vs	MQE	1st & 2nd	3-1	23-25	25-17	25-16	25-23	





P-4 VOLLEYBALL • Collated results & ranking

2018 WCQT 2ND ROUND CAZOVA MEN CHAMPIONSHIP

Results of Sunday, July 09, 2017



MATCH RESULTS

Preliminary Round Group D

No	Date	Teams	Set	Result per set (points)					Total Points	Time	Spectators
				1	2	3	4	5			
1	7/4/2017	MQE - SUR	1-3	21-25	25-17	23-25	19-25		88- 92	1:45	
4	7/4/2017	TTO - CUR	3-2	23-25	22-25	25-23	25-23	15-12	110-108	2:10	
5	7/5/2017	CUR - MQE	0-3	14-25	23-25	23-25			60- 75	1:17	
8	7/5/2017	TTO - SUR	3-2	22-25	25-22	28-30	25-21	15- 9	115-107	2:18	
9	7/6/2017	SUR - CUR	3-1	25-20	24-26	25-19	25-23		99- 88	1:55	
12	7/6/2017	TTO - MQE	3-2	25-22	20-25	19-25	25-21	15- 8	104-101	2:06	200

Preliminary Round Group E

No	Date	Teams	Set	Result per set (points)					Total Points	Time	Spectators
				1	2	3	4	5			
2	7/4/2017	JAM - HAI	3-1	25-22	25-20	19-25	25-22		94- 89	1:52	
3	7/4/2017	BAR - BAH	3-2	22-25	25-19	12-25	25-18	15-11	99- 98	2:07	
6	7/5/2017	BAH - JAM	0-3	18-25	19-25	18-25			55- 75	1:19	
7	7/5/2017	BAR - HAI	3-2	22-25	19-25	25-23	25-18	15-13	106-104	2:14	
10	7/6/2017	BAH - HAI	1-3	26-28	16-25	25-16	19-25		86- 94	1:51	
11	7/6/2017	BAR - JAM	3-2	25-19	17-25	25-22	20-25	16-14	103-105	2:20	

Quarter Finals

No	Date	Teams	Set	Result per set (points)					Total Points	Time	Spectators
				1	2	3	4	5			
14	7/7/2017	JAM - MQE	0-3	15-25	23-25	17-25			55- 75	3:16	100
15	7/7/2017	SUR - HAI	1-3	25-20	20-25	21-25	31-33		97-103	2:13	120

Semi Finals

No	Date	Teams	Set	Result per set (points)					Total Points	Time	Spectators
				1	2	3	4	5			
17	7/8/2017	BAR - MQE	1-3	26-28	20-25	25-14	23-25		94- 92	1:57	100
18	7/8/2017	TTO - HAI	3-1	22-25	25-20	25-21	25-22		97- 88	16:46	300

7th and 8th Place

No	Date	Teams	Set	Result per set (points)					Total Points	Time	Spectators
				1	2	3	4	5			
13	7/7/2017	BAH - CUR	2-3	29-27	16-25	25-20	22-25	14-16	106-113	2:20	100

5th and 6th Place

No	Date	Teams	Set	Result per set (points)					Total Points	Time	Spectators
				1	2	3	4	5			
16	7/8/2017	JAM - SUR	3-2	26-24	24-26	25-22	23-25	19-17	117-114	2:28	100

3rd and 4th Place

No	Date	Teams	Set	Result per set (points)					Total Points	Time	Spectators
				1	2	3	4	5			
19	7/9/2017	BAR - HAI	3-0	25-19	25-13	27-25			77- 57	1:25	150

Finals

No	Date	Teams	Set	Result per set (points)					Total Points	Time	Spectators
				1	2	3	4	5			
20	7/9/2017	TTO - MQE	3-1	23-25	25-17	25-16	25-23		98- 81	1:54	400





P-4 VOLLEYBALL • Collated results & ranking

2018 WCQT 2ND ROUND CAZOVA MEN CHAMPIONSHIP

Results of Sunday, July 09, 2017



TEAM RANKING

Pool D

	Code	Team	Matches			Pts	Results details						Sets			Points		
			W	L	T		3-0	3-1	3-2	2-3	1-3	0-3	W	L	Ratio	W	L	Ratio
1	TTO	Trinidad and Tobago	3	0	3	9	0	0	3	0	0	0	9	6	1.500	329	316	1.041
2	SUR	Suriname	2	1	3	10	0	2	0	1	0	0	8	5	1.600	298	291	1.024
3	MQE	Martinique	1	2	3	8	1	0	0	1	1	0	6	6	1.000	264	256	1.031
4	CUR	Curaçao	0	3	3	3	0	0	0	1	1	1	3	9	0.333	256	284	0.901

Pool E

	Code	Team	Matches			Pts	Results details						Sets			Points		
			W	L	T		3-0	3-1	3-2	2-3	1-3	0-3	W	L	Ratio	W	L	Ratio
1	BAR	Barbados	3	0	3	9	0	0	3	0	0	0	9	6	1.500	308	307	1.003
2	JAM	Jamaica	2	1	3	11	1	1	0	1	0	0	8	4	2.000	274	247	1.109
3	HAI	Haiti	1	2	3	7	0	1	0	1	1	0	6	7	0.857	287	286	1.003
4	BAH	Bahamas	0	3	3	3	0	0	0	1	1	1	3	9	0.333	239	268	0.891

Scoring skills

BEST PLAYERS

Non scoring skills

Skill	Rk	Name	Team	Succ. %	Skill	Rk	Name	Team	Avg. byset
Spike Limit: 15.00%	1	Blake Mark Martin	JAM	58.82	Dig	1	Cedme Pedro	HAI	1.92
	2	Larcher Rodrigue	MQE	47.57		2	Packer Stephen	BAR	1.91
	3	Naarden Gino Robert	SUR	45.41		3	Mohammed Joshua	TTO	1.74
Block	1	Wood Ammuniki	BAR	1.14	Set	1	Donald Kameron	TTO	3.91
	2	Hoyte Mikheil	TTO	0.96		2	Toussaint Christian	HAI	3.67
	3	Blake Mark Martin	JAM	0.90		3	London Alain	BAR	2.86
Serve	1	Hartley Jamion	JAM	0.60	Reception	1	Mota Ernaldo	CUR	67.61
	2	ALPHA Stéphane	MQE	0.48		2	Mohammed Joshua	TTO	64.96
	3	Browne Kyle	BAR	0.45		3	Wilson Prince'Tanique	BAH	63.71





P-2 VOLLEYBALL • Match result

2018 WCQT 2ND ROUND CAZOVA MEN CHAMPIONSHIP 3rd and 4th Place (Plac 3-4)



Match: 19 **Date:** 7/9/2017 **Spectators:** 150
City: Couva
Hall: National Cycling Centre
Match duration: **Start:** 14:00 **End:** 15:25 **Total:** 1:25

Teams	Sets	1	2	3	4	5	Total
BAR	3	25	25	27			77
HAI	0	19	13	25			57
Set duration		0:26	0:21	0:32			1:19

Referees: WINSTON, Samuel (JAM) & SERVANI, Eckersly (CUR)

BAR • BARBADOS		1	2	3	4	5	Pts
1	Simpson Shawn	■	■	■			10
3	Cyrus Carlos		□	□			
4	Mayers Ahkeem	■	■	■			9
5	Niles Adam		□				3
6	L Packer Stephen	L	L	L			
13	Browne Kyle	■	■	■			9
14	London Alain	■	■	■			3
15	Wood Ammuniki	■	■	■			12
16	Holder Chioke	■	■				3
19	Thompson Klode		□	■			3
20	Jordan Ashan		□	□			1
21	Doughty Paul						

Coach: MR ANDREW CULPEPPER (BAR)
Assistant: MR SHON HURDLE (BAR)

HAI • HAITI		1	2	3	4	5	Pts
1	L Cedme Pedro	L	L	L			
2	Toussaint Christian	■	■	■			2
3	Mesidor Steneley	■	■	■			1
4	Frederic Jacques-Antoine		□	■			3
5	Cothiere Love Junior Emmanuel	□	□				
6	Registre Fritz Wanel						
7	Antoine Claude	■	■	■			8
8	Glezil May Newbornson	■	■	■			6
9	Benjamin Irvens	■	■	■			3
10	Alexandre Leslee	■	■	■			6
11	Joseph Frantz		□				1
12	Lebrun Olson			■			2

Coach: LARRIEUX, Yves (HAI)
Assistant: ADOLPHE, Ralph (HAI)

TEAMS AND PLAYERS PERFORMANCES

Won Pts	Total Atts	No Name	Scoring Skills	Won Pts	Total Atts	No Name
38	109	Total Team		25	106	Total Team
10	26	1 Simpson Shawn	Spike	6	25	7 Antoine Claude
8	18	13 Browne Kyle		6	18	8 Glezil May Newbornson
12	60	Total Team	Block	7	47	Total Team
8	19	15 Wood Ammuniki		2	6	7 Antoine Claude
2	5	19 Thompson Klode		1	3	2 Toussaint Christian
3	76	Total Team	Serve	0	58	Total Team
2	4	5 Niles Adam				
1	18	13 Browne Kyle	Opp. error	25		Total Team
24		Total Team	Total	57	211	Total Team
77	245	Total Team				
12	39	15 Wood Ammuniki	Best Scorer	8	40	7 Antoine Claude

Excellent	Total Atts	No Name	Non scoring Skills	Excellent	Total Atts	No Name
24	78	Total Team		27	89	Total Team
15	30	6 Packer Stephen	Dig	7	21	1 Cedme Pedro
4	12	13 Browne Kyle		5	9	8 Glezil May Newbornson
10	99	Total Team	Set	13	108	Total Team
10	83	14 London Alain		12	83	2 Toussaint Christian
23	51	Total Team	Reception	27	68	Total Team
10	16	13 Browne Kyle	Success - Faults	14	34	1 Cedme Pedro
10	21	6 Packer Stephen	# Attempts			

■ Starting line-up Pts = Points scored [nn] = Captain
□ Substitute Atts = Attempts L = Libero
Opp = Opponent



P-2 VOLLEYBALL • Match result

2018 WCQT 2ND ROUND CAZOVA MEN CHAMPIONSHIP Finals (Places 1-2)



Match: 20 **Date:** 7/9/2017 **Spectators:** 400
City: Couva
Hall: National Cycling Centre
Match duration: Start: 16:00 End: 17:54 Total: 1:54

Teams	Sets	1	2	3	4	5	Total
TTO	3	23	25	25	25		98
MQE	1	25	17	16	23		81
Set duration		0:34	0:18	0:22	0:31		1:45

Referees: MILLER, Lanza (BAH) & YEARWOOD, Sherry (BAR)

TTO • TRINIDAD & TOBAGO		1	2	3	4	5	Pts
2	Harry Enrique						
4	Daniel Kwesi						
5	Bushe Akim	■	■	■	■		16
7	Phillip Marlon	■	■	■	■		7
8	Donald Kameron	■	■	■	■		2
9	Williams Daneil	□		□	□		1
10	Hoyte Mikheil	■	■	■	■		10
11	Stewart Ryan	■	■	■	■		15
12	Noriega Nathanael						
14	Roberts Adriel					□	
15	L Mohammed Joshua	L	L	L	L		
18	Legall Brandon	■	■	■	■		10

Coach: SEAN-MIGUEL MORRISON
Assistant: TOBIAS OTTLEY

MQE • MARTINIQUE		1	2	3	4	5	Pts
1	ALPHA Grégory					□	1
2	Christine Loris	■	■	■	■		1
3	BRELEUR Yoann	■	■	■	■		6
4	Soltin Joël	■	■	■	■		2
5	Lefaivre David	□		□	■		3
7	Larcher Rodrigue	■	■	■			4
9	BRIGITTE Jahël				□		
10	LOUIS-MARIE William						
12	ALPHA Stéphane	■	■	■	■		26
13	L Christine Aymeric	L	L	L	L		
14	Desert Nicolas	□	□	■	□		
17	HARDY-DESSOURCES Gérald	■	■	■	■		5

Coach: ERIALC Eddy
Assistant: ROOKUAH Dominique

TEAMS AND PLAYERS PERFORMANCES

Won Pts	Total Atts	No Name	Scoring Skills	Won Pts	Total Atts	No Name
41	106	Total Team		38	114	Total Team
10	24	11 Stewart Ryan	Spike	25	55	12 ALPHA Stéphane
9	32	18 Legall Brandon		5	17	3 BRELEUR Yoann
17	62	Total Team	Block	7	45	Total Team
6	14	5 Bushe Akim		4	17	17 HARDY-DESSOURCES
5	15	11 Stewart Ryan		1	2	7 Larcher Rodrigue
3	97	Total Team	Serve	3	82	Total Team
1	18	8 Donald Kameron		1	12	17 HARDY-DESSOURCES
1	23	10 Hoyte Mikheil		1	17	3 BRELEUR Yoann
37		Total Team	Opp. error	33		Total Team
98	265	Total Team	Total	81	241	Total Team
16	42	5 Bushe Akim	Best Scorer	26	71	12 ALPHA Stéphane

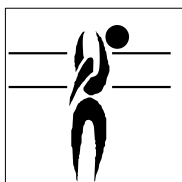

Excellent	Total Atts	No Name	Non scoring Skills	Excellent	Total Atts	No Name
20	72	Total Team		24	86	Total Team
4	14	15 Mohammed Joshua	Dig	5	21	13 Christine Aymeric
3	10	7 Phillip Marlon		4	7	5 Lefaivre David
20	101	Total Team	Set	6	111	Total Team
19	83	8 Donald Kameron		6	95	2 Christine Loris
31	71	Total Team	Reception	39	81	Total Team
12	24	7 Phillip Marlon	Success - Faults	11	20	13 Christine Aymeric
9	32	18 Legall Brandon	# Attempts	13	24	3 BRELEUR Yoann

■ Starting line-up Pts = Points scored [nn] = Captain
□ Substitute Atts = Attempts L = Libero
Opp = Opponent



P-5 VOLLEYBALL • Players ranking by skills

2018 WCQT 2ND ROUND CAZOVA MEN CHAMPIONSHIP



Best Scorers

Rk	No	Name	Team	Spike	Block	Serve	Total
1	20	Naarden Gino Robert	SUR	94	8	8	110
2	11	Hartley Jamion	JAM	77	11	12	100
3	12	ALPHA Stéphane	MQE	75	1	11	87
4	11	Stewart Ryan	TTO	74	10	0	84
5	7	Antoine Claude	HAI	65	8	3	76
6	1	Simpson Shawn	BAR	58	8	6	72
7	18	Legall Brandon	TTO	59	6	6	71
8	16	Blake Mark Martin	JAM	50	18	0	68
9	13	Browne Kyle	BAR	52	3	10	65
9	7	Sporkslede Keven	SUR	51	12	2	65
11	10	Hoyte Mikheil	TTO	39	22	3	64
12	2	Colina Derwin	CUR	45	9	4	58
13	15	Wood Ammuniki	BAR	25	25	5	55
13	7	Larcher Rodrigue	MQE	49	3	3	55
15	3	BRELEUR Yoann	MQE	37	6	9	52
16	7	Ferguson Byron	BAH	35	9	7	51
17	9	Breinburg Zefanio	SUR	35	8	5	48
18	4	Frederic Jacques-Antoine	HAI	34	9	0	43
19	3	Mesidor Steneley	HAI	33	8	0	41
20	2	Flu Marc	SUR	21	17	1	39
21	2	Wilson Prince'Tanique	BAH	34	3	1	38
21	10	Alexandre Leslee	HAI	30	8	0	38
23	5	Bushe Akim	TTO	20	12	5	37
24	4	Mayers Ahkeem	BAR	26	5	4	35
24	7	Phillip Marlon	TTO	27	4	4	35
26	13	Moxey Rajahl	BAH	29	3	2	34
27	12	Lebrun Olson	HAI	29	1	3	33
28	18	Lewis Mark	JAM	23	9	0	32
28	6	Brown Dellan	JAM	16	10	6	32
28	9	Williams Daneil	TTO	24	4	4	32
31	11	Kleinmoedig Marlison	CUR	26	3	2	31
32	6	Isenia Raygid	CUR	16	12	1	29
32	17	HARDY-DESSOURCES Gérald	MQE	13	12	4	29
32	8	Glezil May Newbornson	HAI	26	1	2	29
32	9	Benjamin Irvens	HAI	25	1	3	29
36	13	Morgan Delford	JAM	20	2	6	28
36	10	Fraser Clyde	SUR	19	7	2	28
38	10	Valeriano Shuruendy	CUR	23	1	3	27
39	8	Williams Lorenzo	BAH	20	3	1	24
39	4	Soltin Joël	MQE	8	13	3	24
41	18	Stuart Eugene	BAH	13	7	1	21
42	8	Vliet Antoine Verny	SUR	19	1	0	20
43	12	McLean Andre	JAM	10	8	0	18
44	8	Clarke Jovanny	JAM	13	2	2	17
44	16	Holder Chioke	BAR	13	3	1	17
46	8	Donald Kameron	TTO	6	5	5	16
47	20	Jordan Ashan	BAR	14	0	1	15
48	14	London Alain	BAR	8	5	0	13
48	2	Toussaint Christian	HAI	6	4	3	13
50	3	Meulens Jurcham	CUR	11	0	0	11
Total tournament				1,678	382	172	2,232



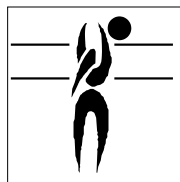
P-5 VOLLEYBALL • Players ranking by skills
2018 WCQT 2ND ROUND CAZOVA MEN CHAMPIONSHIP



Best Spikers

Limit: 15.00%

Rk	No	Name	Team	Spikes	Faults	Shots	Total Attempts	Succ. %
1	16	Blake Mark Martin	JAM	50	11	24	85	58.82
2	7	Larcher Rodrigue	MQE	49	16	38	103	47.57
3	20	Naarden Gino Robert	SUR	94	24	89	207	45.41
4	11	Stewart Ryan	TTO	74	32	63	169	43.79
5	11	Hartley Jamion	JAM	77	26	79	182	42.31
6	7	Ferguson Byron	BAH	35	15	33	83	42.17
7	13	Moxey Rajahl	BAH	29	11	30	70	41.43
8	11	Kleinmoedig Marlison	CUR	26	14	23	63	41.27
9	12	ALPHA Stéphane	MQE	75	30	79	184	40.76
10	13	Browne Kyle	BAR	52	21	60	133	39.10
Total Tournament				1,678	774	1,987	4,439	37.80



Best Blockers

Rk	No	Name	Team	Kill Blocks	Faults	Rebounds	Total Attempts	Avg. by set
1	15	Wood Ammuniki	BAR	25	18	38	81	1.14
2	10	Hoyte Mikheil	TTO	22	21	30	73	0.96
3	16	Blake Mark Martin	JAM	18	18	33	69	0.90
4	2	Flu Marc	SUR	17	15	38	70	0.77
5	6	Isenia Raygid	CUR	12	14	24	50	0.71
6	4	Soltin Joël	MQE	13	16	16	45	0.57
7	7	Sporkslede Keven	SUR	12	12	28	52	0.55
8	11	Hartley Jamion	JAM	11	11	16	38	0.55
9	2	Colina Derwin	CUR	9	7	16	32	0.53
10	7	Ferguson Byron	BAH	9	14	23	46	0.53
Total Tournament				382	637	1,005	2,024	4.55




Best Servers

Rk	No	Name	Team	Aces	Faults	Serve Hits	Total Attempts	Avg. by set
1	11	Hartley Jamion	JAM	12	17	43	72	0.60
2	12	ALPHA Stéphane	MQE	11	22	44	77	0.48
3	13	Browne Kyle	BAR	10	17	68	95	0.45
4	7	Ferguson Byron	BAH	7	12	38	57	0.41
5	3	BRELEUR Yoann	MQE	9	12	56	77	0.39
6	20	Naarden Gino Robert	SUR	8	20	61	89	0.36
7	13	Morgan Delford	JAM	6	19	70	95	0.30
8	6	Brown Dellan	JAM	6	14	37	57	0.30
9	1	Simpson Shawn	BAR	6	15	39	60	0.27
10	18	Legall Brandon	TTO	6	7	80	93	0.26
Total Tournament				172	467	2,943	3,582	2.05



P-5 VOLLEYBALL • Players ranking by skills

2018 WCQT 2ND ROUND CAZOVA MEN CHAMPIONSHIP



Best Diggers

Rk	No	Name	Team	Digs	Faults	Receptions	Total Attempts	Avg. by set
1	1	Cedme Pedro	HAI	46	51	54	151	1.92
2	6	Packer Stephen	BAR	42	36	36	114	1.91
3	15	Mohammed Joshua	TTO	40	37	34	111	1.74
4	6	Ferguson Jamaal	BAH	24	34	22	80	1.41
5	1	Clarke Clifton	JAM	27	34	24	85	1.35
6	7	Sporkslede Keven	SUR	24	34	43	101	1.09
7	2	Colina Derwin	CUR	18	13	25	56	1.06
8	13	Christine Aymeric	MQE	24	35	34	93	1.04
9	5	Joval Roberto Frits	SUR	20	42	29	91	0.91
10	20	Naarden Gino Robert	SUR	19	24	36	79	0.86
Total Tournament				649	1,301	1,208	3,158	7.73



Best Setters

Rk	No	Name	Team	Running Sets	Faults	Still Sets	Total Attempts	Avg. by set
1	8	Donald Kameron	TTO	90	12	412	514	3.91
2	2	Toussaint Christian	HAI	88	12	472	572	3.67
3	14	London Alain	BAR	63	9	340	412	2.86
4	12	McLean Andre	JAM	56	18	334	408	2.80
5	1	Tokaay Giandro	CUR	40	15	267	322	2.35
6	2	Christine Loris	MQE	52	14	366	432	2.26
7	12	Foe-A-Man Casey	SUR	42	10	295	347	1.91
8	11	Simon Tonny	BAH	24	10	103	137	1.41
9	1	Southard Javari	BAH	18	2	107	127	1.06
10	5	Saunders Je'Vaughn	BAH	15	5	59	79	0.88
Total Tournament				536	184	3,619	4,339	6.38




Best Receivers

Limit: 20.00%

Rk	No	Name	Team	Excellents	Faults	Serve Receptions	Total Attempts	Eff. %
1	4	Mota Ernaldo	CUR	51	3	17	71	67.61
2	15	Mohammed Joshua	TTO	91	2	44	137	64.96
3	2	Wilson Prince'Tanique	BAH	84	5	35	124	63.71
4	3	BRELEUR Yoann	MQE	72	6	46	124	53.23
5	20	Naarden Gino Robert	SUR	69	6	45	120	52.50
6	6	Ferguson Jamaal	BAH	51	7	27	85	51.76
7	7	Sporkslede Keven	SUR	78	7	61	146	48.63
8	11	Kleinmoedig Marlison	CUR	29	3	24	56	46.43
9	1	Cedme Pedro	HAI	89	10	78	177	44.63
10	6	Packer Stephen	BAR	73	13	54	140	42.86
Total Tournament				1,586	190	1,327	3,103	44.99



P-5 VOLLEYBALL • Players ranking by skills
2018 WCQT 2ND ROUND CAZOVA MEN CHAMPIONSHIP




Best Liberos

Rk	No	Name	Team	Excellents	Faults	In play	Total attempts	Succ. %
1	15	Mohammed Joshua	TTO	131	39	78	248	52.82
2	4	Mota Ernaldo	CUR	64	35	41	140	45.71
3	6	Ferguson Jamaal	BAH	75	41	49	165	45.45
4	6	Packer Stephen	BAR	115	49	90	254	45.28
5	1	Clarke Clifton	JAM	85	47	64	196	43.37
6	1	Cedme Pedro	HAI	135	61	132	328	41.16
7	5	Joval Roberto Frits	SUR	84	51	89	224	37.50
8	13	Christine Aymeric	MQE	68	43	81	192	35.42





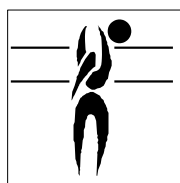
P-6 VOLLEYBALL • Teams ranking by skills
2018 WCQT 2ND ROUND CAZOVA MEN CHAMPIONSHIP



Best Spikers

Limit: 15.00%

Rk	Team	Spikes	Faults	Shots	Total Attempts	Succ. %
1	JAM JAMAICA	215	75	202	492	43.70
2	TTO TRINIDAD & TOBAGO	249	94	274	617	40.36
3	MQE MARTINIQUE	200	98	230	528	37.88
4	SUR SURINAME	253	123	302	678	37.32
5	BAR BARBADOS	211	106	257	574	36.76
6	CUR CURACAO	142	70	178	390	36.41
7	BAH BAHAMAS	149	90	171	410	36.34
8	HAI HAITI	259	118	373	750	34.53
Total Tournament		1,678	774	1,987	4,439	37.80



Best Blockers

Rk	Team	Kill Blocks	Faults	Rebounds	Total Attempts	Avg. by set
1	JAM JAMAICA	60	78	114	252	3.00
2	TTO TRINIDAD & TOBAGO	63	106	129	298	2.74
3	SUR SURINAME	58	83	168	309	2.64
4	BAR BARBADOS	52	70	133	255	2.36
5	CUR CURACAO	34	58	91	183	2.00
6	BAH BAHAMAS	33	75	85	193	1.94
7	MQE MARTINIQUE	41	85	86	212	1.78
8	HAI HAITI	41	82	199	322	1.71
Total Tournament		382	637	1,005	2,024	4.55




Best Servers

Rk	Team	Aces	Faults	Serve Hits	Total Attempts	Avg. by set
1	MQE MARTINIQUE	31	58	347	436	1.35
2	BAR BARBADOS	29	64	385	478	1.32
3	JAM JAMAICA	26	74	345	445	1.30
4	TTO TRINIDAD & TOBAGO	27	75	419	521	1.17
5	SUR SURINAME	21	57	432	510	0.95
6	BAH BAHAMAS	13	34	299	346	0.76
7	HAI HAITI	15	62	460	537	0.63
8	CUR CURACAO	10	43	256	309	0.59
Total Tournament		172	467	2,943	3,582	2.05





P-6 VOLLEYBALL • Teams ranking by skills
2018 WCQT 2ND ROUND CAZOVA MEN CHAMPIONSHIP



Best Diggers

Rk	Team	Digs	Faults	Receptions	Total Attempts	Avg. by set
1	HAI HAITI	121	241	216	578	5.04
2	TTO TRINIDAD & TOBAGO	101	169	137	407	4.39
3	SUR SURINAME	93	200	189	482	4.23
4	MQE MARTINIQUE	84	145	141	370	3.65
5	BAR BARBADOS	80	162	172	414	3.64
6	CUR CURACAO	61	103	116	280	3.59
7	BAH BAHAMAS	53	132	106	291	3.12
8	JAM JAMAICA	56	149	131	336	2.80
Total Tournament		649	1,301	1,208	3,158	7.73



Best Setters

Rk	Team	Running Sets	Faults	Still Sets	Total Attempts	Avg. by set
1	TTO TRINIDAD & TOBAGO	95	17	478	590	4.13
2	HAI HAITI	91	19	624	734	3.79
3	BAH BAHAMAS	57	25	319	401	3.35
4	SUR SURINAME	71	22	561	654	3.23
4	BAR BARBADOS	71	21	466	558	3.23
6	JAM JAMAICA	56	28	400	484	2.80
7	MQE MARTINIQUE	55	28	439	522	2.39
8	CUR CURACAO	40	24	332	396	2.35
Total Tournament		536	184	3,619	4,339	6.38



Best Receivers

Limit: 20.00%

Rk	Team	Excellents	Faults	Serve Receptions	Total Attempts	Eff. %
1	CUR CURACAO	158	14	100	272	52.94
2	BAH BAHAMAS	178	21	113	312	50.32
3	TTO TRINIDAD & TOBAGO	235	19	186	440	49.09
4	SUR SURINAME	236	25	183	444	47.52
5	HAI HAITI	252	29	210	491	45.42
6	MQE MARTINIQUE	178	23	174	375	41.33
7	JAM JAMAICA	176	28	175	379	39.05
8	BAR BARBADOS	173	31	186	390	36.41
Total Tournament		1,586	190	1,327	3,103	44.99

