



P-3 VOLLEYBALL • Match players ranking

2018 WCQT 2ND ROUND CAZOVA MEN CHAMPIONSHIP Quarter Finals




Match: 15 **Date:** 7/7/2017 **Spectators:** 120
City: Couva
Hall: National Cycling Centre
Match duration: Start: 19:00 End: 21:13 Total: 2:13

| Teams | Sets | 1 | 2 | 3 | 4 | 5 | Total |
|---------------------|----------|------|------|------|------|---|-------|
| SUR | 1 | 25 | 20 | 21 | 31 | | 97 |
| HAI | 3 | 20 | 25 | 25 | 33 | | 103 |
| Set duration | | 0:25 | 0:27 | 0:29 | 0:43 | | 2:04 |




SUR • SURINAME



Spike

Succ. %
Limit: 15.00%

| Rk | No | Name | Spikes | Faults | Shots | Total Attempts | Note |
|-------------------|----|---------------------|--------|--------|-------|----------------|-------|
| 1 | 20 | Naarden Gino Robert | 25 | 4 | 23 | 52 | 48.08 |
| 2 | 7 | Sporkslede Keven | 12 | 7 | 22 | 41 | 29.27 |
| - | 9 | Breinburg Zefanio | 6 | 7 | 8 | 21 | |
| - | 2 | Flu Marc | 1 | 4 | 5 | 10 | |
| - | 8 | Vliet Antoine Verny | 3 | 2 | 4 | 9 | |
| - | 10 | Fraser Clyde | 2 | - | 5 | 7 | |
| - | 1 | Brunings Dion | - | - | 3 | 3 | |
| - | 3 | Susana Romario | - | - | 3 | 3 | |
| - | 12 | Foe-A-Man Casey | - | - | 3 | 3 | |
| - | 4 | Ong A Fat Furgil | 1 | - | - | 1 | |
| - | 5 | Joval Roberto Frits | - | - | - | - | |
| - | 6 | Mahabali Leonel | - | - | - | - | |
| Others | | | - | - | - | - | |
| Total Team | | | 50 | 24 | 76 | 150 | 33.33 |



Block

Avg. by set

| Rk | No | Name | Kill Blocks | Faults | Rebounds | Total Attempts | Note |
|-------------------|----|---------------------|-------------|--------|----------|----------------|------|
| 1 | 2 | Flu Marc | 4 | 5 | 10 | 19 | 1.00 |
| 2 | 7 | Sporkslede Keven | 3 | 3 | 6 | 12 | 0.75 |
| 2 | 9 | Breinburg Zefanio | 3 | 4 | 4 | 11 | 0.75 |
| 4 | 10 | Fraser Clyde | 2 | 3 | 12 | 17 | 0.50 |
| 4 | 12 | Foe-A-Man Casey | 2 | 1 | 1 | 4 | 0.50 |
| 6 | 20 | Naarden Gino Robert | 1 | 2 | 3 | 6 | 0.25 |
| - | 3 | Susana Romario | - | - | 1 | 1 | |
| - | 4 | Ong A Fat Furgil | - | - | - | - | |
| - | 5 | Joval Roberto Frits | - | - | - | - | |
| - | 6 | Mahabali Leonel | - | - | - | - | |
| - | 8 | Vliet Antoine Verny | - | 1 | 3 | 4 | |
| - | 1 | Brunings Dion | - | 1 | 2 | 3 | |
| Others | | | - | - | - | - | |
| Total Team | | | 15 | 20 | 42 | 77 | 3.75 |



P-3 VOLLEYBALL • Match players ranking

2018 WCQT 2ND ROUND GAZOVA MEN CHAMPIONSHIP Quarter Finals




Match: 15 **Date:** 7/7/2017 **Spectators:** 120
City: Couva
Hall: National Cycling Centre
Match duration: Start: 19:00 End: 21:13 Total: 2:13

| Teams | Sets | 1 | 2 | 3 | 4 | 5 | Total |
|---------------------|----------|------|------|------|------|---|-------|
| SUR | 1 | 25 | 20 | 21 | 31 | | 97 |
| HAI | 3 | 20 | 25 | 25 | 33 | | 103 |
| Set duration | | 0:25 | 0:27 | 0:29 | 0:43 | | 2:04 |



SUR • SURINAME




Serve

Avg. by set

| Rk | No | Name | Aces | Faults | Serve Hits | Total Attempts | Note |
|-------------------|----|---------------------|------|--------|------------|----------------|------|
| 1 | 9 | Breinburg Zefanio | 3 | 4 | 3 | 10 | 0.75 |
| 2 | 1 | Brunings Dion | 1 | - | 11 | 12 | 0.25 |
| - | 2 | Flu Marc | - | - | 14 | 14 | |
| - | 3 | Susana Romario | - | - | 8 | 8 | |
| - | 4 | Ong A Fat Furgil | - | - | - | - | |
| - | 5 | Joval Roberto Frits | - | - | - | - | |
| - | 6 | Mahabali Leonel | - | - | 1 | 1 | |
| - | 7 | Sporkslede Keven | - | - | 15 | 15 | |
| - | 8 | Vliet Antoine Verny | - | - | 3 | 3 | |
| - | 10 | Fraser Clyde | - | 1 | 10 | 11 | |
| - | 12 | Foe-A-Man Casey | - | 1 | 7 | 8 | |
| - | 20 | Naarden Gino Robert | - | 3 | 13 | 16 | |
| Others | | | - | - | - | - | |
| Total Team | | | 4 | 9 | 85 | 98 | 1.00 |

Team

| | | | | | |
|-------------------------------|----|---|--|----|--|
| Opponent errors & Team faults | 28 | - | | 28 | |
|-------------------------------|----|---|--|----|--|



Dig

Avg. by set

| Rk | No | Name | Digs | Faults | Receptions | Total Attempts | Note |
|-------------------|----|---------------------|------|--------|------------|----------------|------|
| 1 | 7 | Sporkslede Keven | 7 | 11 | 10 | 28 | 1.75 |
| 2 | 20 | Naarden Gino Robert | 6 | 5 | 6 | 17 | 1.50 |
| 2 | 5 | Joval Roberto Frits | 6 | 7 | 8 | 21 | 1.50 |
| 4 | 8 | Vliet Antoine Verny | 2 | 3 | 3 | 8 | 0.50 |
| 4 | 9 | Breinburg Zefanio | 2 | 4 | 1 | 7 | 0.50 |
| 6 | 1 | Brunings Dion | 1 | 2 | 3 | 6 | 0.25 |
| 6 | 2 | Flu Marc | 1 | 3 | 5 | 9 | 0.25 |
| 6 | 10 | Fraser Clyde | 1 | 2 | 2 | 5 | 0.25 |
| - | 3 | Susana Romario | - | - | - | - | |
| - | 4 | Ong A Fat Furgil | - | - | - | - | |
| - | 6 | Mahabali Leonel | - | - | - | - | |
| - | 12 | Foe-A-Man Casey | - | 5 | 2 | 7 | |
| Others | | | - | - | - | - | |
| Total Team | | | 26 | 42 | 40 | 108 | 6.50 |



P-3 VOLLEYBALL • Match players ranking

2018 WCQT 2ND ROUND CAZOVA MEN CHAMPIONSHIP Quarter Finals




Match: 15 **Date:** 7/7/2017 **Spectators:** 120
City: Couva
Hall: National Cycling Centre
Match duration: Start: 19:00 End: 21:13 Total: 2:13

| Teams | Sets | 1 | 2 | 3 | 4 | 5 | Total |
|---------------------|----------|------|------|------|------|---|-------|
| SUR | 1 | 25 | 20 | 21 | 31 | | 97 |
| HAI | 3 | 20 | 25 | 25 | 33 | | 103 |
| Set duration | | 0:25 | 0:27 | 0:29 | 0:43 | | 2:04 |




SUR • SURINAME



Set

Avg. by set

| Rk | No | Name | Running Sets | Faults | Still Sets | Total Attempts | Note |
|-------------------|----|---------------------|--------------|--------|------------|----------------|------|
| 1 | 1 | Brunings Dion | 4 | 1 | 58 | 63 | 1.00 |
| 2 | 12 | Foe-A-Man Casey | 3 | 1 | 61 | 65 | 0.75 |
| - | 2 | Flu Marc | - | - | 1 | 1 | |
| - | 3 | Susana Romario | - | - | 1 | 1 | |
| - | 4 | Ong A Fat Furgil | - | - | - | - | |
| - | 6 | Mahabali Leonel | - | - | - | - | |
| - | 7 | Sporkslede Keven | - | - | 4 | 4 | |
| - | 9 | Breinburg Zefanio | - | - | - | - | |
| - | 20 | Naarden Gino Robert | - | - | 4 | 4 | |
| - | 5 | Joval Roberto Frits | - | 1 | 3 | 4 | |
| - | 10 | Fraser Clyde | - | 1 | 2 | 3 | |
| - | 8 | Vliet Antoine Verny | - | 1 | 1 | 2 | |
| Others | | | - | - | - | - | |
| Total Team | | | 7 | 5 | 135 | 147 | 1.75 |



Reception

Eff. %
Limit: 20.00%

| Rk | No | Name | Excellents | Faults | Serve Receptions | Total Attempts | Note |
|-------------------|----|---------------------|------------|--------|------------------|----------------|-------|
| 1 | 20 | Naarden Gino Robert | 18 | - | 11 | 29 | 62.07 |
| 2 | 7 | Sporkslede Keven | 21 | 1 | 11 | 33 | 60.61 |
| 3 | 5 | Joval Roberto Frits | 16 | 2 | 14 | 32 | 43.75 |
| - | 3 | Susana Romario | - | - | 1 | 1 | |
| - | 1 | Brunings Dion | - | - | - | - | |
| - | 2 | Flu Marc | - | - | - | - | |
| - | 4 | Ong A Fat Furgil | - | - | - | - | |
| - | 6 | Mahabali Leonel | - | - | - | - | |
| - | 8 | Vliet Antoine Verny | - | - | - | - | |
| - | 9 | Breinburg Zefanio | - | - | - | - | |
| - | 10 | Fraser Clyde | - | - | - | - | |
| - | 12 | Foe-A-Man Casey | - | - | - | - | |
| Others | | | - | - | - | - | |
| Total Team | | | 55 | 3 | 37 | 95 | 54.74 |



P-3 VOLLEYBALL • Match players ranking

2018 WCQT 2ND ROUND GAZOVA MEN CHAMPIONSHIP Quarter Finals




Match: 15 **Date:** 7/7/2017 **Spectators:** 120
City: Couva
Hall: National Cycling Centre
Match duration: Start: 19:00 End: 21:13 Total: 2:13

| Teams | Sets | 1 | 2 | 3 | 4 | 5 | Total |
|---------------------|----------|------|------|------|------|---|-------|
| SUR | 1 | 25 | 20 | 21 | 31 | | 97 |
| HAI | 3 | 20 | 25 | 25 | 33 | | 103 |
| Set duration | | 0:25 | 0:27 | 0:29 | 0:43 | | 2:04 |




HAI • HAITI



Spike

Succ. %
Limit: 15.00%

| Rk | No | Name | Spikes | Faults | Shots | Total Attempts | Note |
|-------------------|----|-------------------------------|--------|--------|-------|----------------|-------|
| 1 | 12 | Lebrun Olson | 11 | 4 | 12 | 27 | 40.74 |
| 2 | 9 | Benjamin Irvens | 5 | 4 | 18 | 27 | 18.52 |
| 3 | 7 | Antoine Claude | 5 | 10 | 17 | 32 | 15.63 |
| - | 10 | Alexandre Leslee | 10 | 2 | 8 | 20 | |
| - | 8 | Glezil May Newbornson | 6 | 2 | 10 | 18 | |
| - | 3 | Mesidor Steneley | 10 | 2 | 5 | 17 | |
| - | 2 | Toussaint Christian | 3 | 1 | 4 | 8 | |
| - | 4 | Frederic Jacques-Antoine | 1 | 2 | 3 | 6 | |
| - | 11 | Joseph Frantz | 1 | - | 1 | 2 | |
| - | 1 | Cedme Pedro | - | - | 1 | 1 | |
| - | 5 | Cothiere Love Junior Emmanuel | - | - | - | - | |
| - | 6 | Registre Fritz Wanel | - | - | - | - | |
| Others | | | - | - | - | - | |
| Total Team | | | 52 | 27 | 79 | 158 | 32.91 |



Block

Avg. by set

| Rk | No | Name | Kill Blocks | Faults | Rebounds | Total Attempts | Note |
|-------------------|----|-------------------------------|-------------|--------|----------|----------------|------|
| 1 | 10 | Alexandre Leslee | 3 | 2 | 13 | 18 | 0.75 |
| 2 | 8 | Glezil May Newbornson | 1 | - | - | 1 | 0.25 |
| 2 | 2 | Toussaint Christian | 1 | 1 | 11 | 13 | 0.25 |
| - | 1 | Cedme Pedro | - | - | - | - | |
| - | 6 | Registre Fritz Wanel | - | - | - | - | |
| - | 9 | Benjamin Irvens | - | - | 6 | 6 | |
| - | 11 | Joseph Frantz | - | - | 2 | 2 | |
| - | 3 | Mesidor Steneley | - | 1 | 10 | 11 | |
| - | 7 | Antoine Claude | - | 1 | 4 | 5 | |
| - | 4 | Frederic Jacques-Antoine | - | 1 | 3 | 4 | |
| - | 12 | Lebrun Olson | - | 1 | 3 | 4 | |
| - | 5 | Cothiere Love Junior Emmanuel | - | 1 | - | 1 | |
| Others | | | - | - | - | - | |
| Total Team | | | 5 | 8 | 52 | 65 | 1.25 |



P-3 VOLLEYBALL • Match players ranking

2018 WCQT 2ND ROUND GAZOVA MEN CHAMPIONSHIP Quarter Finals




Match: 15 **Date:** 7/7/2017 **Spectators:** 120
City: Couva
Hall: National Cycling Centre
Match duration: Start: 19:00 End: 21:13 Total: 2:13

| Teams | Sets | 1 | 2 | 3 | 4 | 5 | Total |
|---------------------|----------|------|------|------|------|---|-------|
| SUR | 1 | 25 | 20 | 21 | 31 | | 97 |
| HAI | 3 | 20 | 25 | 25 | 33 | | 103 |
| Set duration | | 0:25 | 0:27 | 0:29 | 0:43 | | 2:04 |



HAI • HAITI




Serve

Avg. by set

| Rk | No | Name | Aces | Faults | Serve Hits | Total Attempts | Note |
|-------------------|----|-------------------------------|------|--------|------------|----------------|------|
| 1 | 8 | Glezil May Newbornson | 2 | 1 | 13 | 16 | 0.50 |
| 2 | 9 | Benjamin Irvens | 1 | 1 | 9 | 11 | 0.25 |
| - | 1 | Cedme Pedro | - | - | - | - | |
| - | 4 | Frederic Jacques-Antoine | - | - | 7 | 7 | |
| - | 5 | Cothiere Love Junior Emmanuel | - | - | 3 | 3 | |
| - | 6 | Registre Fritz Wanel | - | - | - | - | |
| - | 11 | Joseph Frantz | - | - | 4 | 4 | |
| - | 12 | Lebrun Olson | - | - | 9 | 9 | |
| - | 7 | Antoine Claude | - | 1 | 14 | 15 | |
| - | 2 | Toussaint Christian | - | 1 | 13 | 14 | |
| - | 3 | Mesidor Steneley | - | 1 | 10 | 11 | |
| - | 10 | Alexandre Leslee | - | 2 | 10 | 12 | |
| Others | | | - | - | - | - | |
| Total Team | | | 3 | 7 | 92 | 102 | 0.75 |

Team

| | | | | | |
|-------------------------------|----|---|--|----|--|
| Opponent errors & Team faults | 43 | - | | 43 | |
|-------------------------------|----|---|--|----|--|



Dig

Avg. by set

| Rk | No | Name | Digs | Faults | Receptions | Total Attempts | Note |
|-------------------|----|-------------------------------|------|--------|------------|----------------|------|
| 1 | 1 | Cedme Pedro | 8 | 8 | 17 | 33 | 2.00 |
| 2 | 7 | Antoine Claude | 6 | 5 | 7 | 18 | 1.50 |
| 2 | 8 | Glezil May Newbornson | 6 | 6 | 3 | 15 | 1.50 |
| 4 | 9 | Benjamin Irvens | 4 | 8 | 8 | 20 | 1.00 |
| 5 | 10 | Alexandre Leslee | 2 | 4 | 5 | 11 | 0.50 |
| 5 | 4 | Frederic Jacques-Antoine | 2 | 4 | 1 | 7 | 0.50 |
| 7 | 11 | Joseph Frantz | 1 | - | 1 | 2 | 0.25 |
| 7 | 3 | Mesidor Steneley | 1 | 3 | 5 | 9 | 0.25 |
| 7 | 2 | Toussaint Christian | 1 | 4 | 5 | 10 | 0.25 |
| - | 6 | Registre Fritz Wanel | - | - | - | - | |
| - | 12 | Lebrun Olson | - | 4 | 2 | 6 | |
| - | 5 | Cothiere Love Junior Emmanuel | - | 1 | - | 1 | |
| Others | | | - | - | - | - | |
| Total Team | | | 31 | 47 | 54 | 132 | 7.75 |



P-3 VOLLEYBALL • Match players ranking

2018 WCQT 2ND ROUND CAZOVA MEN CHAMPIONSHIP Quarter Finals




Match: 15 **Date:** 7/7/2017 **Spectators:** 120
City: Couva
Hall: National Cycling Centre
Match duration: Start: 19:00 End: 21:13 Total: 2:13

| Teams | Sets | 1 | 2 | 3 | 4 | 5 | Total |
|---------------------|----------|------|------|------|------|---|-------|
| SUR | 1 | 25 | 20 | 21 | 31 | | 97 |
| HAI | 3 | 20 | 25 | 25 | 33 | | 103 |
| Set duration | | 0:25 | 0:27 | 0:29 | 0:43 | | 2:04 |




HAI • HAITI



Set

Avg. by set

| Rk | No | Name | Running Sets | Faults | Still Sets | Total Attempts | Note |
|-------------------|----|-------------------------------|--------------|--------|------------|----------------|------|
| 1 | 2 | Toussaint Christian | 12 | 1 | 105 | 118 | 3.00 |
| 2 | 5 | Cothiere Love Junior Emmanuel | 1 | - | 9 | 10 | 0.25 |
| - | 1 | Cedme Pedro | - | - | 5 | 5 | |
| - | 3 | Mesidor Steneley | - | - | 3 | 3 | |
| - | 4 | Frederic Jacques-Antoine | - | - | 2 | 2 | |
| - | 6 | Registre Fritz Wanel | - | - | - | - | |
| - | 7 | Antoine Claude | - | - | 2 | 2 | |
| - | 9 | Benjamin Irvens | - | - | 2 | 2 | |
| - | 10 | Alexandre Leslee | - | - | 3 | 3 | |
| - | 8 | Glezil May Newbornson | - | 1 | 2 | 3 | |
| - | 12 | Lebrun Olson | - | 1 | 2 | 3 | |
| - | 11 | Joseph Frantz | - | 1 | - | 1 | |
| Others | | | - | - | - | - | |
| Total Team | | | 13 | 4 | 135 | 152 | 3.25 |



Reception

Eff. %
Limit: 20.00%

| Rk | No | Name | Excellents | Faults | Serve Receptions | Total Attempts | Note |
|-------------------|----|-------------------------------|------------|--------|------------------|----------------|-------|
| 1 | 9 | Benjamin Irvens | 16 | 1 | 7 | 24 | 62.50 |
| 2 | 1 | Cedme Pedro | 16 | - | 13 | 29 | 55.17 |
| - | 8 | Glezil May Newbornson | 9 | 1 | 5 | 15 | |
| - | 12 | Lebrun Olson | 9 | 2 | 1 | 12 | |
| - | 4 | Frederic Jacques-Antoine | 3 | - | - | 3 | |
| - | 10 | Alexandre Leslee | 2 | - | 1 | 3 | |
| - | 2 | Toussaint Christian | - | - | 1 | 1 | |
| - | 3 | Mesidor Steneley | 1 | - | - | 1 | |
| - | 11 | Joseph Frantz | 1 | - | - | 1 | |
| - | 5 | Cothiere Love Junior Emmanuel | - | - | - | - | |
| - | 6 | Registre Fritz Wanel | - | - | - | - | |
| - | 7 | Antoine Claude | - | - | - | - | |
| Others | | | - | - | - | - | |
| Total Team | | | 57 | 4 | 28 | 89 | 59.55 |