



2018 WORLD CHAMPIONSHIP
QUALIFICATION
CAZOVA TOURNAMENT

SENIOR WOMEN GROUP D & E



Daily Bulletin |

July 28th, 2017

4



CAZOVA Senior Championship Women
July 26th to 31st, 2017
National Indoor Centre
Kinston, Jamaica

Wednesday, July 26, 2017					Results					
Time	Match			Group	Game	Set 1	Set 2	Set 3	Set 4	Set 5
1:00 PM	MQE	vs	BAH	D	3-0	25-15	25-19	25-13		
3:00 PM	SUR	vs	CUR	E	2-3	25-23	19-25	25-21	19-25	11-15
6:00 PM	TTO	vs	GDP	D	3-0	25-8	25-17	25-14		
8:00 PM	JAM	vs	ISV	E	3-0	25-16	25-18	25-17		

Thursday, July 27, 2017					Results					
Time	Match			Group	Game	Set 1	Set 2	Set 3	Set 4	Set 5
1:00 PM	GDP	vs	MQE	D	0-3	23-25	19-25	13-25		
3:00 PM	ISV	vs	SUR	E	0-3	23-25	9-25	22-25		
6:00 PM	TTO	vs	BAH	D	3-0	25-14	25-9	25-18		
8:00 PM	JAM	vs	CUR	E	3-0	25-20	25-20	25-21		

Friday, July 28, 2017					Results					
Time	Match			Group	Game	Set 1	Set 2	Set 3	Set 4	Set 5
1:00 PM	BAH	vs	GDP	D	0-3	22-25	11-25	19-25		
3:00 PM	CUR	vs	ISV	E	3-2	25-15	32-34	19-25	25-21	15-9
6:00 PM	TTO	vs	MQE	D	3-0	25-11	25-23	25-20		
8:00 PM	JAM	vs	SUR	E	3-1	25-21	23-25	26-24	25-20	

Saturday, July 29, 2017					Results					
Time	Match				Game	Set 1	Set 2	Set 3	Set 4	Set 5
3:00 PM	BAH	vs	ISV	7TH						
6:00 PM	MQE	vs	SUR	QF						
8:00 PM	CUR	vs	GDP	QF						

Sunday, July 30, 2017					Results					
Time	Match				Game	Set 1	Set 2	Set 3	Set 4	Set 5
3:00 PM	5th Play-Off									
6:00 PM	Semi Finals									
8:00 PM	Semi Finals									

Monday, July 31, 2017					Results					
Time	Match				Game	Set 1	Set 2	Set 3	Set 4	Set 5
4:00 PM	3rd Play-Off									
6:00 PM	Finals									



CAZOVA Senior Championship Women

July 26th to 31st, 2017

National Indoor Centre

Kingston, Jamaica

TRAINING SCHEDULE

TIME	TEAMS	VENUE
8:00 AM	MQE	NISC
9:00 AM	SUR	NISC
10:00 AM	GDP	NISC
11:00 AM	TTO	NISC
12:00 PM	JAM	NISC



CAZOVA Senior Championship Women
Droup D & E

FEDERATION
INTERNATIONALE
DE VOLLEYBALL



O-1 UNIFORM COLOURS
Couleur de l'uniforme

CITY:
ville:

DATE: TIME:
Heure:

REGISTERED COLOURS / Couleurs enregistrées :
(ONLY SHIRT COLOUR - seulement la couleur du maillot)

	BAH ▼	CUR ▼	GDP ▼	ISV ▼	MQE ▼	SUR ▼
1	Blue	Blue	Red	Blue	Blue	Red
2	White	Red	White	White	White	White
3						

POOL/PHASE:
Groupe/Phase

MATCH SCHEDULE
Calendrier des matches

DATE:	No. Match	Team Equipe	
		A	B
29/Jul/2017	13	BAH	ISV
29/Jul/2017	14	MQE	SUR
29/Jul/2017	15	CUR	GDP

TEAMS CHOICE (1-2 OR 3)
Choix des équipes (1-2 ou 3)

1st CHOICE 1er Choix A		LIBERO UNIFORM	
A	B	A	B

FIVB DECISION
Décision de la FIVB

A	B
WHITE	BLUE
BLUE	RED
BLUE	RED



2017 Cazova Women's Senior Championship

P-4 Collated results & ranking

Results as of 28 July 2017



MATCHES RESULTS

Pool D

No	Date	Teams	Set	Result per set (points)					Total Points	Duration	Spectators
				1	2	3	4	5			
1	26-Jul-2017	MQE - BAH	3-0	25-15	25-19	25-13			75-47	1:10	125
3	26-Jul-2017	TTO - GDP	3-0	25-8	25-17	25-14			75-39	1:09	100
5	27-Jul-2017	GDP - MQE	0-3	23-25	19-25	13-25			55-75	1:13	100
7	27-Jul-2017	TTO - BAH	3-0	25-14	25-9	25-18			75-41	1:09	150
9	28-Jul-2017	BAH - GDP	0-3	22-25	11-25	19-25			52-75	1:14	100
11	28-Jul-2017	TTO - MQE	3-0	25-11	25-23	25-19			75-53	1:15	150

Pool E

No	Date	Teams	Set	Result per set (points)					Total Points	Duration	Spectators
				1	2	3	4	5			
2	26-Jul-2017	SUR - CUR	2-3	25-23	19-25	25-21	19-25	11-15	99-109	2:07	125
4	26-Jul-2017	JAM - ISV	3-0	25-16	25-18	25-17			75-51	1:14	200
6	27-Jul-2017	ISV - SUR	0-3	23-25	9-25	22-25			54-75	1:23	150
8	27-Jul-2017	JAM - CUR	3-0	25-20	25-20	25-21			75-61	1:17	100
10	28-Jul-2017	CUR - ISV	3-2	25-15	32-34	19-25	25-21	15-9	116-104	2:11	150
12	28-Jul-2017	JAM - SUR	3-1	25-21	23-25	26-24	25-20		99-90	1:54	225

TEAM RANKING


Pool D

Rk	Code	Team	Matches			Pts	Results details							Sets			Points		
			W	L	T		3-0	3-1	3-2	2-3	1-3	0-3	W	L	Ratio	W	L	Ratio	
1	TTO	Trinidad and Tobago	3	0	3	15	3	0	0	0	0	0	9	0	MAX	225	133	1.691	
2	MQE	Martinique	2	1	3	10	2	0	0	0	0	1	6	3	2.000	203	177	1.146	
3	GDP	Guadeloupe	1	2	3	5	1	0	0	0	0	2	3	6	0.500	169	202	0.836	
4	BAH	Bahamas	0	3	3	0	0	0	0	0	0	3	0	9	0.000	140	225	0.622	

Pool E

Rk	Code	Team	Matches			Pts	Results details							Sets			Points		
			W	L	T		3-0	3-1	3-2	2-3	1-3	0-3	W	L	Ratio	W	L	Ratio	
1	JAM	Jamaica	3	0	3	14	2	1	0	0	0	0	9	1	9.000	249	202	1.232	
2	CUR	Curacao	2	1	3	6	0	0	2	0	0	1	6	7	0.857	286	278	1.028	
3	SUR	Suriname	1	2	3	8	1	0	0	1	1	0	6	6	1.000	264	262	1.007	
4	ISV	US Virgin Islands	0	3	3	2	0	0	0	1	0	2	2	9	0.222	209	266	0.785	





P-2 VOLLEYBALL • Match result

2018 WCQT 2ND ROUND CAZOVA WOMEN CHAMPIONSHIP
Preliminary Round Group D



Match: 9 **Date:** 7/28/2017 **Spectators:** 100
City: Kingston
Hall: National Indoor Centre
Match duration: **Start:** 13:00 **End:** 14:14 **Total:** 1:14

Teams	Sets	1	2	3	4	5	Total
BAH	0	22	11	19			52
GDP	3	25	25	25			75
Set duration		0:26	0:20	0:22			1:08

Referees: WHITE, Errol (JAM) & ALAMELOU, Christine (MQE)

BAH • Bahamas		1	2	3	4	5	Pts
1	Bastian Melinda		■	□			1
2	Bonamy Brittany	■		■			4
3	Moss Mechelle	□	□	□			
4	Knowles Raechel	■	■	■			8
5	Saunders Je'Nae	■	■	■			1
6	Armbrister Leandrea	■	■	■			5
7	L Sands Laval	L	L	L			
8	Adderley Eugunie						
9	Deveaux Brittney	■	■	■			3
10	Webb Ashley	■	■	■			5
12	Braynen Latavia						
17	Moss Tia			□			

Coach: Jason Saunders
Assistant: Margaret Albury

GDP • Guadeloupe		1	2	3	4	5	Pts
3	Minfir Misha					□	
4	Aucan Beatrice	■	■	■			1
5	Hatchi Vanessa		□	□			1
6	Disa Julie		□	■			4
7	Mauricette Amandine	■	■	■			6
8	Stephen Delphine	■	■	■			4
11	Ramier Sandra		□	■			5
12	Figere-Turiaf Leslie	■	■	■			15
13	Lanimarac Sherley	■	■	■			11
14	Ruraire Celia				□		
15	Bernard-Fayolle Meliza	■	■				3
16	L Pitard Doris	L	L	L			

Coach: DOUGLAS PASCAL
Assistant: ANNICETTE CHARLY

TEAMS AND PLAYERS PERFORMANCES

Won Pts	Total Atts	No Name
22	87	Total Team
6	15	4 Knowles Raechel
4	17	2 Bonamy Brittany
2	24	Total Team
1	3	4 Knowles Raechel
1	6	10 Webb Ashley
3	53	Total Team
1	14	5 Saunders Je'Nae
1	8	6 Armbrister Leandrea
25		Total Team
52	164	Total Team

8	25	4 Knowles Raechel
---	----	-------------------

Excellent	Total Atts	No Name
16	93	Total Team
6	31	7 Sands Laval
3	8	2 Bonamy Brittany
10	67	Total Team
10	61	5 Saunders Je'Nae
17	61	Total Team
9	26	7 Sands Laval

■ Starting line-up Pts = Points scored [nn] = Captain
□ Substitute Atts = Attempts L = Libero
Opp = Opponent

Scoring Skills
Spike
Block
Serve
Opp. error
Total

Best Scorer


Non scoring Skills
Dig
Set
Reception
Success - Faults
Attempts

Won Pts	Total Atts	No Name
31	66	Total Team
12	24	12 Figere-Turiaf Leslie
5	9	13 Lanimarac Sherley
13	37	Total Team
6	12	13 Lanimarac Sherley
2	6	12 Figere-Turiaf Leslie
6	74	Total Team
2	10	11 Ramier Sandra
2	7	6 Disa Julie
25		Total Team
75	177	Total Team

15	40	12 Figere-Turiaf Leslie
----	----	-------------------------

Excellent	Total Atts	No Name
24	108	Total Team
10	20	16 Pitard Doris
5	19	7 Mauricette Amandine
15	51	Total Team
15	48	4 Aucan Beatrice
19	44	Total Team
6	9	7 Mauricette Amandine
9	15	16 Pitard Doris





P-2 VOLLEYBALL • Match result

2018 WCQT 2ND ROUND CAZOVA WOMEN CHAMPIONSHIP
Preliminary Round Group E



Match: 10 **Date:** 7/28/2017 **Spectators:** 150
City: Kingston
Hall: National Indoor Centre
Match duration: **Start:** 15:00 **End:** 17:11 **Total:** 2:11

Teams	Sets	1	2	3	4	5	Total
CUR	3	25	32	19	25	15	116
ISV	2	15	34	25	21	9	104
Set duration		0:20	0:37	0:24	0:24	0:14	1:59

Referees: LABYLLE, Pascal (GDP) & KARSTER, Chantal (SUR)

CUR • Curacao		1	2	3	4	5	Pts
1	Bokshoven Vyrvienne	■	■	■	■	■	11
2	L Dania Joanne	L	L	L	L	L	
3	Conradus Anais			□		□	2
4	Hansen Shendeline		□				
5	Esclodina Sharneska			□		□	
6	Meulens Shurdelys	■	■	■	■	■	7
7	Anthony Christine	■	■	■	■	■	31
8	Monte Naëmi	□	□				
9	Gomez Maya			□	□	■	3
10	Luis Samira	■	■	■	■	■	11
11	Allee Rayanalies	■	■	■			3
12	Hart Jewengely	■	■	■	■	■	10

Coach: Rigoletto Thode (CUR)
Assistant: Remy Janga (CUR)

ISV • US Virgin Islands		1	2	3	4	5	Pts
1	Selkridge Danielle	■	■	■	■	■	18
2	Brathwaite Valissia	■	■	■	■	■	11
3	Rosa Khrysti	■	■	■	■	■	3
4	Figuroa Nalani						
5	L O'Brien Amy	L	L	L	L	L	
7	Claxton Raemeisha		□		□	□	3
8	Taylor I'tiana	■	■	■	■	■	20
9	George Anisha	□	■	■	■	■	8
11	Nickels Aysha	■	■	■	■	■	2
12	Bough Lanese	■	□		□		
15	Williams Amara	■					
18	Whitter Alex				□		

Coach: SCHJANG-SIMMONDS, ME
Assistant: GUMBS, SACHA

TEAMS AND PLAYERS PERFORMANCES


Won Pts	Total Atts	No Name	Scoring Skills	Won Pts	Total Atts	No Name
57	157	Total Team		49	157	Total Team
26	56	7 Anthony Christine	Spike	19	55	8 Taylor I'tiana
11	40	10 Luis Samira		15	21	1 Selkridge Danielle
13	59	Total Team	Block	12	61	Total Team
4	14	1 Bokshoven Vyrvienne		3	7	2 Brathwaite Valissia
3	9	12 Hart Jewengely		3	12	1 Selkridge Danielle
8	114	Total Team	Serve	4	105	Total Team
2	4	3 Conradus Anais		2	16	9 George Anisha
2	22	7 Anthony Christine		2	21	2 Brathwaite Valissia
38		Total Team	Opp. error	39		Total Team
116	330	Total Team	Total	104	323	Total Team

31	90	7 Anthony Christine	Best Scorer	20	75	8 Taylor I'tiana
----	----	---------------------	--------------------	----	----	------------------

Excellent	Total Atts	No Name	Non scoring Skills	Excellent	Total Atts	No Name
32	135	Total Team		15	148	Total Team
15	40	7 Anthony Christine	Dig	7	40	5 O'Brien Amy
10	29	2 Dania Joanne		4	26	2 Brathwaite Valissia
14	145	Total Team	Set	10	124	Total Team
10	75	11 Allee Rayanalies		8	77	11 Nickels Aysha
39	88	Total Team	Reception	40	93	Total Team
18	31	7 Anthony Christine	Success - Faults	22	38	5 O'Brien Amy
12	23	2 Dania Joanne	# Attempts	10	25	8 Taylor I'tiana

■ Starting line-up Pts = Points scored [nn] = Captain
□ Substitute Atts = Attempts L = Libero
Opp = Opponent





P-2 VOLLEYBALL • Match result

2018 WCQT 2ND ROUND CAZOVA WOMEN CHAMPIONSHIP
Preliminary Round Group D



Match: 11 **Date:** 7/28/2017 **Spectators:** 150
City: Kingston
Hall: National Indoor Centre
Match duration: **Start:** 18:00 **End:** 19:15 **Total:** 1:15

Teams	Sets	1	2	3	4	5	Total
TTO	3	25	25	25			75
MQE	0	11	23	19			53
Set duration		0:20	0:24	0:25			1:09

Referees: FARQUHARSON, Kirt (BAH) & CORNELIA, Ulgenick (CUR)

TTO • Trinidad & Tobago		1	2	3	4	5	Pts
2	Ross Jalcia	■	■	■			6
3	Thompson Channon	■	■	■			13
4	Pierre Delicia	■	■				5
6	Jack Sinead	■	■	■			13
7	Davidson Malika		□				
8	Ramdin Darlene				■		7
9	STEELE NYA	■	■	■			
11 L	Olton Afesha	L	L	L			
12	Forde Renele						
14	Wallace Rejeanne						
16	Esdelle Krystle	■	■	■			13
19	Sutherland Kerdisha						

Coach: FRANCISCO CRUZ (CUB)
Assistant: NICHOLSON DRAKES (TTO)

MQE • Martinique		1	2	3	4	5	Pts
1	SABINO Aïda	■	■	■			4
2	ABATI Helaijah		■	■			4
3	Cyrilla Beatrice	■	■	■			7
4	Lican Ludmila	■	■	■			12
5	JOSEPH Béatrice				□		
6	YAZZA Soraya	■	■	■			
7	GWED Laurianne				□		
8 L	QUIZY Pamela	L	L	L			
9	Beltant Noémie	■		□			
10	Cyrilla Mélissa				□		
11 L	HENRY Célia			L	L		
14	Trefle Stephanie	■	■	■			4

Coach: MELINARD René
Assistant: DINAL Roberto

TEAMS AND PLAYERS PERFORMANCES


Won Pts	Total Atts	No Name	Scoring Skills	Won Pts	Total Atts	No Name
38	70	Total Team		23	74	Total Team
9	13	3 Thompson Channon	Spike	12	34	4 Lican Ludmila
8	17	16 Esdelle Krystle		5	13	3 Cyrilla Beatrice
14	31	Total Team	Block	7	31	Total Team
7	14	6 Jack Sinead		3	4	2 ABATI Helaijah
2	3	3 Thompson Channon		2	8	1 SABINO Aïda
5	73	Total Team	Serve	1	56	Total Team
3	18	16 Esdelle Krystle		1	14	3 Cyrilla Beatrice
2	12	3 Thompson Channon	Opp. error	23		Total Team
18		Total Team	Total	54	161	Total Team
75	174	Total Team				

13	28	3 Thompson Channon	Best Scorer	12	43	4 Lican Ludmila
----	----	--------------------	--------------------	----	----	-----------------

Excellent	Total Atts	No Name	Non scoring Skills	Excellent	Total Atts	No Name
14	60	Total Team		6	61	Total Team
5	9	11 Olton Afesha	Dig	4	19	3 Cyrilla Beatrice
3	13	3 Thompson Channon		1	4	14 Trefle Stephanie
21	71	Total Team	Set	3	68	Total Team
17	56	9 STEELE NYA		3	61	6 YAZZA Soraya
17	47	Total Team	Reception	30	62	Total Team
5	10	3 Thompson Channon	Success - Faults	10	18	3 Cyrilla Beatrice
5	19	11 Olton Afesha	# Attempts	11	26	8 QUIZY Pamela

■ Starting line-up Pts = Points scored [nn] = Captain
□ Substitute Atts = Attempts L = Libero
Opp = Opponent





P-2 VOLLEYBALL • Match result



2018 WCQT 2ND ROUND CAZOVA WOMEN CHAMPIONSHIP Preliminary Round Group E

Match: 12 **Date:** 7/28/2017 **Spectators:** 225
City: Kingston
Hall: National Indoor Centre
Match duration: Start: 20:00 End: 21:54 Total: 1:54

Teams	Sets	1	2	3	4	5	Total
JAM	3	25	23	26	25		99
SUR	1	21	25	24	20		90
Set duration		0:26	0:25	0:29	0:25		1:45

Referees: WILLIAMS, Kirt (ISV) & SAMUEL, Winston (TTO)

JAM • Jamaica		1	2	3	4	5	Pts
1	L Thompson Cherie		L	L	L	L	
2	Irving Kiara	■	■	■	■		2
3	JONES AIKO	■	■	■	■		10
4	Moss Danaisha	■	■	■	■		7
7	Wallen Sashalee		□	■	■		6
8	Wright Kai						
9	Temple Renae		□				
10	Richards Tasha-Gaye						
11	Asque Simone		□	■	■	■	13
12	Atkinson Breanna		■				3
18	Bishop Tahleia	■	■	■	■		24
20	Thomas Sashalee	■	■	□	□		2

Coach: RICARDO CHONG (JAM)
Assistant: O'NIEL EBANKS (JAM)

SUR • Suriname		1	2	3	4	5	Pts
1	Brunings Cheryl	■	■	■	■		2
2	L Jameson Johnelle Lee-Ann Mano		L	L	L	L	
3	Oliveira Sharifa		□	■	■		3
4	Kame Odette Odille						
5	Kame Sigourney		□	□	□	□	3
6	Tammenga Janneke	■	■				1
7	Bouterse Cabriella	■	■	■	■		5
8	Valies Janice Haydee Cherise	■	■	■	■		11
9	Willemsberg Xaviera Mercedes	■	■	■	■		4
11	Wip Chavelli Pamela						
12	Margaret Ketura Cassidy						
18	Hunsel Sandrina Eleonor	■	■	■	■		36

Coach: Aikman Eric
Assistant: Lesperans Victor

TEAMS AND PLAYERS PERFORMANCES

Won Pts	Total Atts	No Name	Scoring Skills	Won Pts	Total Atts	No Name
43	103	Total Team		48	118	Total Team
17	35	18 Bishop Tahleia	Spike	31	60	18 Hunsel Sandrina Eleonor
12	31	11 Asque Simone		8	20	8 Valies Janice Haydee
18	51	Total Team	Block	11	36	Total Team
4	7	7 Wallen Sashalee		4	10	7 Bouterse Cabriella
4	13	4 Moss Danaisha	Serve	3	8	18 Hunsel Sandrina Eleonor
6	98	Total Team		6	91	Total Team
3	18	18 Bishop Tahleia	Opp. error	2	18	9 Willemsberg Xaviera
1	13	7 Wallen Sashalee		2	10	18 Hunsel Sandrina Eleonor
32		Total Team	Total	25		Total Team
99	252	Total Team		90	245	Total Team
			Best Scorer			
24	62	18 Bishop Tahleia		36	78	18 Hunsel Sandrina Eleonor
Excellent	Total Atts	No Name	Non scoring Skills	Excellent	Total Atts	No Name
11	105	Total Team		8	104	Total Team
4	7	7 Wallen Sashalee	Dig	4	23	2 Jameson Johnelle Lee-Ann
4	20	18 Bishop Tahleia		3	16	8 Valies Janice Haydee
8	88	Total Team	Set	3	99	Total Team
5	36	3 JONES AIKO		2	95	1 Brunings Cheryl
31	77	Total Team	Reception	28	89	Total Team
15	31	1 Thompson Cherie	Success - Faults	15	42	2 Jameson Johnelle Lee-Ann
12	30	18 Bishop Tahleia	# Attempts			

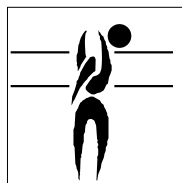

■ Starting line-up Pts = Points scored [nn] = Captain
 □ Substitute Atts = Attempts L = Libero
 Opp = Opponent





P-5 VOLLEYBALL • Players ranking by skills

2018 WCQT 2ND ROUND CAZOVA WOMEN CHAMPIONSHIP



Best Scorers

Rk	No	Name	Pos.	Team	Spike	Block	Serve	Total
1	18	Hunsel Sandrina Eleonor	OS	SUR	83	5	4	92
2	7	Anthony Christine	OS	CUR	57	4	2	63
3	18	Bishop Tahleia	OS	JAM	33	6	12	51
4	4	Lican Ludmila	OP	MQE	43	0	3	46
5	8	Taylor I'tiana	OS	ISV	42	2	1	45
6	10	Luis Samira	OS	CUR	36	4	2	42
7	6	Jack Sinead	MB	TTO	21	14	3	38
8	3	Thompson Channon	OS	TTO	17	3	16	36
9	1	Selkridge Danielle	MB	ISV	24	8	0	32
10	16	Esdelle Krystle	OP	TTO	22	3	6	31
11	3	JONES AIKO	OP	JAM	20	8	2	30
12	12	Figere-Turiaf Leslie	OP	GDP	22	5	2	29
13	12	Hart Jewengly	OP	CUR	19	6	2	27
14	1	Bokshoven Vyrviene	MB	CUR	17	6	3	26
15	2	Brathwaite Valissia	OS	ISV	17	3	4	24
16	9	Beltant Noémie	OS	MQE	19	0	3	22
17	4	Moss Danaisha	MB	JAM	10	9	2	21
17	6	Meulens Shurdelys	MB	CUR	15	5	1	21
19	8	Ramdin Darlene	OS	TTO	17	1	2	20
19	8	Valies Janice Haydee Cherise	OP	SUR	15	4	1	20
21	2	Bonamy Brittany	OS	BAH	17	0	2	19
21	14	Trefle Stephanie	OS	MQE	15	1	3	19
23	11	Asque Simone	OS	JAM	15	2	1	18
24	2	Ross Jalicia	MB	TTO	11	5	1	17
24	4	Knowles Raechel	OP	BAH	11	3	3	17
26	7	Mauricette Amandine	OS	GDP	10	1	4	15
26	13	Lanimarac Sherley	MB	GDP	7	8	0	15
26	1	SABINO Aida	MB	MQE	5	8	2	15
26	12	Atkinson Breanna	OS	JAM	12	1	2	15
26	5	Kame Sigourney	OS	SUR	14	1	0	15
31	9	George Anisha	MB	ISV	4	6	4	14
31	7	Bouterse Gabriella	MB	SUR	4	9	1	14
33	9	Deveaux Brittny	MB	BAH	7	4	2	13
33	2	ABATI Helaijah	MB	MQE	4	3	6	13
33	11	Ramier Sandra	MB	GDP	3	8	2	13
36	20	Thomas Sashalee	MB	JAM	7	4	1	12
36	9	Willemsberg Xaviera Mercedes	OS	SUR	5	0	7	12
38	3	Cyrylla Beatrice	OS	MQE	7	3	1	11
39	1	Bastian Melinda	OS	BAH	9	0	0	9
39	6	Armbrister Leandra	S	BAH	8	0	1	9
39	8	Stephen Delphine	OS	GDP	6	3	0	9
42	4	Pierre Delicia	OS	TTO	6	0	2	8
42	7	Wallen Sashalee	MB	JAM	3	4	1	8
44	10	Webb Ashley	MB	BAH	6	1	0	7
44	2	Irving Kiara	S	JAM	3	3	1	7
44	3	Rosa Khrysti	S	ISV	6	1	0	7
44	1	Brunings Cheryl	S	SUR	3	2	2	7
48	15	Bernard-Fayolle Meliza	MB	GDP	4	2	0	6
48	11	Nickels Aysha	S	ISV	6	0	0	6
50	6	Disa Julie	OS	GDP	3	0	2	5
Total tournament					795	195	135	1,125





P-5 VOLLEYBALL • Players ranking by skills
2018 WCQT 2ND ROUND CAZOVA WOMEN CHAMPIONSHIP



Best Spikers

Limit: 15.00%

Rk	No	Name	Pos.	Team	Spikes	Faults	Shots	Total Attempts	Succ. %
1	6	Jack Sinead	MB	TTO	21	4	6	31	67.74
2	18	Hunsel Sandrina Eleonor	OS	SUR	83	24	44	151	54.97
3	8	Ramdin Darlene	OS	TTO	17	1	15	33	51.52
4	18	Bishop Tahleia	OS	JAM	33	8	30	71	46.48
5	16	Esdelle Krystle	OP	TTO	22	3	23	48	45.83
6	7	Anthony Christine	OS	CUR	57	18	52	127	44.88
7	9	Beltant Noémie	OS	MQE	19	7	19	45	42.22
8	3	Thompson Channon	OS	TTO	17	7	17	41	41.46
9	4	Lican Ludmila	OP	MQE	43	17	44	104	41.35
10	2	Bonamy Brittany	OS	BAH	17	11	20	48	35.42
Total Tournament					795	383	927	2,105	37.77



Best Blockers

Rk	No	Name	Pos.	Team	Kill Blocks	Faults	Rebounds	Total Attempts	Avg. by set
1	6	Jack Sinead	MB	TTO	14	4	10	28	1.56
2	4	Moss Danaisha	MB	JAM	9	9	12	30	0.90
3	11	Ramier Sandra	MB	GDP	8	2	9	19	0.89
4	1	SABINO Aïda	MB	MQE	8	7	11	26	0.89
5	13	Lanimarac Sherley	MB	GDP	8	8	11	27	0.89
6	3	JONES AIKO	OP	JAM	8	9	8	25	0.80
7	7	Bouterse Gabriella	MB	SUR	9	8	7	24	0.75
8	1	Selkridge Danielle	MB	ISV	8	7	14	29	0.73
9	18	Bishop Tahleia	OS	JAM	6	6	4	16	0.60
10	12	Figere-Turiaf Leslie	OP	GDP	5	2	6	13	0.56
Total Tournament					195	258	390	843	4.76




Best Servers

Rk	No	Name	Pos.	Team	Aces	Faults	Serve Hits	Total Attempts	Avg. by set
1	3	Thompson Channon	OS	TTO	16	6	24	46	1.78
2	18	Bishop Tahleia	OS	JAM	12	5	46	63	1.20
3	2	ABATI Helaijah	MB	MQE	6	3	27	36	0.67
4	16	Esdelle Krystle	OP	TTO	6	8	28	42	0.67
5	9	Willemsberg Xaviera Mercedes	OS	SUR	7	4	30	41	0.58
6	7	Mauricette Amandine	OS	GDP	4	6	14	24	0.44
7	9	George Anisha	MB	ISV	4	2	23	29	0.36
8	2	Brathwaite Valissia	OS	ISV	4	8	28	40	0.36
9	6	Jack Sinead	MB	TTO	3	2	26	31	0.33
10	9	Beltant Noémie	OS	MQE	3	3	24	30	0.33
Total Tournament					135	245	1,362	1,742	3.29





P-5 VOLLEYBALL • Players ranking by skills
2018 WCQT 2ND ROUND CAZOVA WOMEN CHAMPIONSHIP



Best Diggers

Rk	No	Name	Pos.	Team	Digs	Faults	Receptions	Total Attempts	Avg. by set
1	16	Pitard Doris	L	GDP	27	12	29	68	3.00
2	2	Dania Joanne	L	CUR	35	25	36	96	2.69
3	2	Jameson Johnelle Lee-Ann Mano	L	SUR	28	18	38	84	2.33
4	8	QUIZY Pamela	L	MQE	19	9	20	48	2.11
5	11	Olton Afesha	L	TTO	17	1	20	38	1.89
6	7	Anthony Christine	OS	CUR	24	19	40	83	1.85
7	16	Esdelle Krystle	OP	TTO	16	9	14	39	1.78
8	3	Thompson Channon	OS	TTO	13	5	13	31	1.44
9	7	Mauricette Amandine	OS	GDP	12	8	30	50	1.33
10	12	Figere-Turiaf Leslie	OP	GDP	12	10	21	43	1.33
Total Tournament					450	569	1,326	2,345	10.98



Best Setters

Rk	No	Name	Pos.	Team	Running Sets	Faults	Still Sets	Total Attempts	Avg. by set
1	4	Aucan Beatrice	S	GDP	48	8	83	139	5.33
2	1	Brunings Cheryl	S	SUR	61	6	172	239	5.08
3	6	YAZZA Soraya	S	MQE	39	5	149	193	4.33
4	5	Saunders Je'Nae	S	BAH	39	7	96	142	4.33
5	2	Irving Kiara	S	JAM	41	12	96	149	4.10
6	9	STEELE NYA	S	TTO	34	1	51	86	3.78
7	11	Nickels Aysha	S	ISV	37	4	109	150	3.36
8	12	Forde Renele	S	TTO	28	-	27	55	3.11
9	11	Allee Rayanalies	S	CUR	33	4	164	201	2.54
10	3	JONES AIKO	OP	JAM	13	5	38	56	1.30
Total Tournament					420	69	1,230	1,719	10.24



Best Receivers


Limit: 20.00%

Rk	No	Name	Pos.	Team	Excellents	Faults	Serve Receptions	Total Attempts	Eff. %
1	3	Thompson Channon	OS	TTO	19	-	10	29	65.52
2	7	Anthony Christine	OS	CUR	40	2	27	69	55.07
3	2	Dania Joanne	L	CUR	59	8	31	98	52.04
4	1	Thompson Cherie	L	JAM	39	5	29	73	46.58
5	2	Jameson Johnelle Lee-Ann Mano	L	SUR	57	6	52	115	44.35
6	5	O'Brien Amy	L	ISV	45	5	41	91	43.96
7	11	Olton Afesha	L	TTO	22	2	22	46	43.48
8	7	Mauricette Amandine	OS	GDP	22	5	14	41	41.46
9	8	Taylor Itiana	OS	ISV	33	5	30	68	41.18
10	8	QUIZY Pamela	L	MQE	30	6	28	64	37.50
Total Tournament					661	127	694	1,482	36.03





P-5 VOLLEYBALL • Players ranking by skills
2018 WCQT 2ND ROUND CAZOVA WOMEN CHAMPIONSHIP



Best Liberos

Rk	No	Name	Team	Excellents	Faults	In play	Total attempts	Succ. %
1	2	Dania Joanne	CUR	94	33	67	194	48.45
2	11	Olton Afesha	TTO	39	3	42	84	46.43
3	2	Jameson Johnelle Lee-Ann Mano	SUR	85	24	90	199	42.71
4	16	Pitard Doris	GDP	55	22	58	135	40.74
5	1	Thompson Cherie	JAM	46	15	59	120	38.33
6	5	O'Brien Amy	ISV	56	25	86	167	33.53
7	7	Sands Laval	BAH	36	19	73	128	28.13
8	11	HENRY Célia	MQE	4		8	12	
9	183	Sands Laval	BAH					
10	183	Olton Afesha	TTO					





P-6 VOLLEYBALL • Teams ranking by skills
2018 WCQT 2ND ROUND CAZOVA WOMEN CHAMPIONSHIP



Best Spikers

Limit: 15.00%

Rk	Team	Spikes	Faults	Shots	Total Attempts	Succ. %
1	TTO Trinidad & Tobago	96	29	69	194	49.48
2	JAM Jamaica	104	41	101	246	42.28
3	SUR Suriname	132	61	122	315	41.90
4	CUR Curacao	148	65	159	372	39.78
5	MQE Martinique	93	38	114	245	37.96
6	ISV US Virgin Islands	103	57	169	329	31.31
7	GDP Guadeloupe	59	34	97	190	31.05
8	BAH Bahamas	60	58	96	214	28.04
Total Tournament		795	383	927	2,105	37.77



Best Blockers

Rk	Team	Kill Blocks	Faults	Rebounds	Total Attempts	Avg. by set
1	JAM Jamaica	37	45	47	129	3.70
2	TTO Trinidad & Tobago	30	22	30	82	3.33
3	GDP Guadeloupe	27	27	54	108	3.00
4	CUR Curacao	29	38	60	127	2.23
5	SUR Suriname	26	39	61	126	2.17
6	ISV US Virgin Islands	21	34	61	116	1.91
7	MQE Martinique	17	25	36	78	1.89
8	BAH Bahamas	8	28	41	77	0.89
Total Tournament		195	258	390	843	4.76




Best Servers

Rk	Team	Aces	Faults	Serve Hits	Total Attempts	Avg. by set
1	TTO Trinidad & Tobago	33	32	155	220	3.67
2	JAM Jamaica	22	25	199	246	2.20
3	MQE Martinique	18	29	155	202	2.00
4	SUR Suriname	17	29	218	264	1.42
5	GDP Guadeloupe	11	26	132	169	1.22
6	CUR Curacao	15	48	221	284	1.15
7	BAH Bahamas	10	26	108	144	1.11
8	ISV US Virgin Islands	9	30	174	213	0.82
Total Tournament		135	245	1,362	1,742	3.29





P-6 VOLLEYBALL • Teams ranking by skills
2018 WCQT 2ND ROUND CAZOVA WOMEN CHAMPIONSHIP



Best Diggers

Rk	Team	Digs	Faults	Receptions	Total Attempts	Avg. by set
1	GDP Guadeloupe	71	66	191	328	7.89
2	TTO Trinidad & Tobago	63	34	94	191	7.00
3	MQE Martinique	60	56	137	253	6.67
4	CUR Curacao	77	97	192	366	5.92
5	SUR Suriname	68	90	195	353	5.67
6	BAH Bahamas	40	67	146	253	4.44
7	JAM Jamaica	34	57	148	239	3.40
8	ISV US Virgin Islands	37	102	223	362	3.36
Total Tournament		450	569	1,326	2,345	10.98



Best Setters

Rk	Team	Running Sets	Faults	Still Sets	Total Attempts	Avg. by set
1	TTO Trinidad & Tobago	70	1	93	164	7.78
2	GDP Guadeloupe	52	12	96	160	5.78
3	JAM Jamaica	55	17	142	214	5.50
4	SUR Suriname	62	7	175	244	5.17
5	ISV US Virgin Islands	54	7	184	245	4.91
6	MQE Martinique	41	6	160	207	4.56
6	BAH Bahamas	41	9	106	156	4.56
8	CUR Curacao	45	10	274	329	3.46
Total Tournament		420	69	1,230	1,719	10.24



Best Receivers

Limit: 20.00%

Rk	Team	Excellents	Faults	Serve Receptions	Total Attempts	Eff. %
1	CUR Curacao	128	14	101	243	46.91
2	TTO Trinidad & Tobago	55	5	51	111	45.05
3	MQE Martinique	74	10	69	153	41.83
4	JAM Jamaica	80	10	85	175	40.00
5	ISV US Virgin Islands	99	17	106	222	36.94
6	SUR Suriname	97	17	111	225	35.56
7	GDP Guadeloupe	68	26	72	166	25.30
8	BAH Bahamas	60	28	99	187	17.11
Total Tournament		661	127	694	1,482	36.03

