



2018 WORLD CHAMPIONSHIP
QUALIFICATION
CAZOVA TOURNAMENT

SENIOR WOMEN GROUP D & E



Daily Bulletin |

July 30th, 2017

6



CAZOVA Senior Championship Women

July 26th to 31st, 2017

National Indoor Centre

Kinston, Jamaica

Wednesday, July 26, 2017					Results					
Time	Match		Group	Game	Set 1	Set 2	Set 3	Set 4	Set 5	
1:00 PM	MQE	vs	BAH	D	3-0	25-15	25-19	25-13		
3:00 PM	SUR	vs	CUR	E	2-3	25-23	19-25	25-21	19-25 11-15	
6:00 PM	TTO	vs	GDP	D	3-0	25-8	25-17	25-14		
8:00 PM	JAM	vs	ISV	E	3-0	25-16	25-18	25-17		

Thursday, July 27, 2017					Results					
Time	Match		Group	Game	Set 1	Set 2	Set 3	Set 4	Set 5	
1:00 PM	GDP	vs	MQE	D	0-3	23-25	19-25	13-25		
3:00 PM	ISV	vs	SUR	E	0-3	23-25	9-25	22-25		
6:00 PM	TTO	vs	BAH	D	3-0	25-14	25-9	25-18		
8:00 PM	JAM	vs	CUR	E	3-0	25-20	25-20	25-21		

Friday, July 28, 2017					Results					
Time	Match		Group	Game	Set 1	Set 2	Set 3	Set 4	Set 5	
1:00 PM	BAH	vs	GDP	D	0-3	22-25	11-25	19-25		
3:00 PM	CUR	vs	ISV	E	3-2	25-15	32-34	19-25	25-21 15-9	
6:00 PM	TTO	vs	MQE	D	3-0	25-11	25-23	25-20		
8:00 PM	JAM	vs	SUR	E	3-1	25-21	23-25	26-24	25-20	

Saturday, July 29, 2017					Results					
Time	Match			Game	Set 1	Set 2	Set 3	Set 4	Set 5	
3:00 PM	BAH	vs	ISV	7th	1-3	25-20	13-25	16-25	18-25	
6:00 PM	MQE	vs	SUR	QF	1-3	22-25	23-25	33-31	21-25	
8:00 PM	CUR	vs	GDP	QF	2-3	25-15	18-25	25-21	22-25 12-15	

Sunday, July 30, 2017					Results					
Time	Match			Game	Set 1	Set 2	Set 3	Set 4	Set 5	
3:00 PM	MQE	vs	CUR	5th	0-3	19-25	20-25	21-25		
6:00 PM	TTO	vs	SUR	SF	3-1	21-25	25-17	25-16	25-14	
8:00 PM	JAM	vs	GDP	SF	3-0	25-18	25-12	25-19		

Monday, July 31, 2017					Results					
Time	Match			Game	Set 1	Set 2	Set 3	Set 4	Set 5	
4:00 PM	SUR	vs	GDP	3rd						
6:00 PM	TTO	vs	JAM	finals						
8:00 PM	AWARDS CEREMONY									



CAZOVA Senior Championship Women

July 26th to 31st, 2017

National Indoor Centre

Kingston, Jamaica

TRAINING SCHEDULE

Monday 31, July 2017		
TIME	TEAMS	VENUE
8:00 AM	SUR	NISC
9:00 AM	TTO	NISC
10:00 AM	JAM	NISC



**CAZOVA Senior Championship Women
Droup D & E**

FEDERATION
INTERNATIONALE
DE VOLLEYBALL



0-1

UNIFORM COLOURS
Couleur de l'uniforme

CITY: Ville:

DATE: TIME: Heure:

REGISTERED COLOURS / Couleurs enregistrées :
(ONLY SHIRT COLOUR - seulement la couleur du maillot)

GDP ▼	JAM ▼	SUR ▼	TTO ▼	▼	▼
--------------	--------------	--------------	--------------	---	---

POOL/PHASE: Groupe/Phase:

1	Red	Black	Red	Black		
2	White	Yellow	White	Red		
3				White		


MATCH SCHEDULE
Calendrier des matches

DATE:	No. Match	Team Equipe	
		A	B
31/Jul/2017	19	SUR	GDP
31/Jul/2017	20	TTO	JAM

TEAMS CHOICE (1-2 OR 3)
Choix des équipes (1-2 ou 3)

1st CHOICE 1er Choix A		LIBERO UNIFORM	
A	B	A	B

FIVB DECISION Décision de la FIVB	
A	B
Red	White
Black	Yellow



P-4 VOLLEYBALL • Collated results & ranking
2018 WCQT 2ND ROUND CAZOVA WOMEN CHAMPIONSHIP
 Results of Sunday, July 30, 2017



MATCH RESULTS

Quarter Finals

No	Date	Teams	Set	Result per set (points)					Total Points	Time	Spectators
				1	2	3	4	5			
14	7/29/2017	MQE - SUR	1-3	22-25	23-25	33-31	21-25		99-106	1:56	100
15	7/29/2017	CUR - GDP	2-3	25-15	18-25	25-21	22-25	12-15	102-101	2:15	100

Semi Finals

No	Date	Teams	Set	Result per set (points)					Total Points	Time	Spectators
				1	2	3	4	5			
17	7/30/2017	TTO - SUR	3-1	21-25	25-17	25-16	25-14		96- 72	1:37	100
18	7/30/2017	JAM - GDP	3-0	25-18	25-12	25-19			75- 49	1:12	150

7th and 8th Place

No	Date	Teams	Set	Result per set (points)					Total Points	Time	Spectators
				1	2	3	4	5			
13	7/29/2017	BAH - ISV	1-3	25-20	13-25	16-25	18-25		72- 95	1:36	100

5th and 6th Place

No	Date	Teams	Set	Result per set (points)					Total Points	Time	Spectators
				1	2	3	4	5			
16	7/30/2017	MQE - CUR	0-3	19-25	20-25	21-25			60- 75	1:24	50

TEAM RANKING

Preliminary Round Group D


Rk	Code	Team	Matches				Results Details						Points			Sets		
			Pts	T	W	L	3-0	3-1	3-2	2-3	1-3	0-3	W	L	Ratio	W	L	Ratio
1	TTO	Trinidad & Tobago	15	3	3	0	3	0	0	0	0	0	225	133	1.692	9	0	MAX
2	MQE	Martinique	10	3	2	1	2	0	0	0	0	1	203	177	1.147	6	3	2.000
3	GDP	Guadeloupe	5	3	1	2	1	0	0	0	0	2	169	202	0.837	3	6	0.500
4	BAH	Bahamas	0	3	0	3	0	0	0	0	0	3	140	225	0.622	0	9	

Preliminary Round Group E

Rk	Code	Team	Matches				Results Details						Points			Sets		
			Pts	T	W	L	3-0	3-1	3-2	2-3	1-3	0-3	W	L	Ratio	W	L	Ratio
1	JAM	Jamaica	14	3	3	0	2	1	0	0	0	0	249	202	1.233	9	1	9.000
2	CUR	Curacao	6	3	2	1	0	0	2	0	0	1	286	278	1.029	6	7	0.857
3	SUR	Suriname	8	3	1	2	1	0	0	1	1	0	264	262	1.008	6	6	1.000
4	ISV	US Virgin Islands	2	3	0	3	0	0	0	1	0	2	209	266	0.786	2	9	0.222

- 5. CURACAO
- 6. MARTINIQUE
- 7. US VIRGIN ISLANDS
- 8. BAHAMAS





P-2 VOLLEYBALL • Match result

2018 WCQT 2ND ROUND CAZOVA WOMEN CHAMPIONSHIP
5th and 6th Place (Plac 5-6)



Match: 16 **Date:** 7/30/2017 **Spectators:** 50
City: Kingston
Hall: National Indoor Centre
Match duration: **Start:** 15:00 **End:** 16:24 **Total:** 1:24

Teams	Sets	1	2	3	4	5	Total
MQE	0	19	20	21			60
CUR	3	25	25	25			75
Set duration		0:27	0:25	0:26			1:18

Referees: KARSTERS, Chantal (SUR) & WHITE, Errol (JAM)

MQE • Martinique		1	2	3	4	5	Pts
1	SABINO Aïda	■	■				2
2	ABATI Helaijah	□	■	■			1
3	Cyrilla Beatrice	■	■	■			3
4	Lican Ludmila	■	■	■			8
5	JOSEPH Béatrice						
6	YAZZA Soraya	■	■	■			
7	GWED Laurianne					□	1
8	L QUIZY Pamela						
9	Beltant Noémie	■		■			3
10	Cyrilla Mélissa					□	1
11	L HENRY Célia	L	L	L			
14	Trefle Stephanie	■	■	■			16

Coach: MELINARD René
Assistant: DINAL Roberto

CUR • Curacao		1	2	3	4	5	Pts
1	Bokshoven Vyrvienne						
2	L Dania Joanne		L	L	L		
3	Conradus Anais	■	■	■			4
4	Hansen Shendeline					□	
5	Esclodina Sharneska	■	■	■			5
6	Meulens Shurdelys	■	■	■			4
7	Anthony Christine	■	■	■			26
8	Monte Naëmi						
9	Gomez Maya				□	□	
10	Luis Samira	■	■	■			9
11	Allee Rayanalies	■	■	■			1
12	Hart Jewengely				□	□	1

Coach: Rigoletto Thode (CUR)
Assistant: Remy Janga (CUR)

TEAMS AND PLAYERS PERFORMANCES

Won Pts	Total Atts	No Name
29	102	Total Team
15	33	14 Trefle Stephanie
6	24	4 Lican Ludmila
4	44	Total Team
1	5	2 ABATI Helaijah
1	7	4 Lican Ludmila
2	61	Total Team
1	4	7 GWED Laurianne
1	10	4 Lican Ludmila
25		Total Team
60	207	Total Team

16	48	14 Trefle Stephanie
----	----	---------------------

Excellent	Total Atts	No Name
29	139	Total Team
6	10	9 Beltant Noémie
6	23	14 Trefle Stephanie
24	86	Total Team
23	76	6 YAZZA Soraya
22	70	Total Team
9	21	3 Cyrilla Beatrice
7	23	14 Trefle Stephanie

■ Starting line-up Pts = Points scored □ Substitute Atts = Attempts Opp = Opponent
 [nn] = Captain L = Libero

Scoring Skills
Spike
Block
Serve
Opp. error
Total

Best Scorer


Non scoring Skills
Dig
Set
Reception
Success - Faults
Attempts

Won Pts	Total Atts	No Name
41	123	Total Team
22	46	7 Anthony Christine
8	27	10 Luis Samira
5	36	Total Team
2	6	7 Anthony Christine
2	9	5 Esclodina Sharneska
4	75	Total Team
2	18	7 Anthony Christine
1	16	11 Allee Rayanalies
25		Total Team
75	234	Total Team

26	70	7 Anthony Christine
----	----	---------------------

Excellent	Total Atts	No Name
37	115	Total Team
15	37	2 Dania Joanne
7	12	10 Luis Samira
20	105	Total Team
18	76	11 Allee Rayanalies
29	56	Total Team
10	18	7 Anthony Christine
12	20	2 Dania Joanne





P-2 VOLLEYBALL • Match result

2018 WCQT 2ND ROUND CAZOVA WOMEN CHAMPIONSHIP Semi Finals



Match: 17 **Date:** 7/30/2017 **Spectators:** 100
City: Kingston
Hall: National Indoor Centre
Match duration: Start: 18:00 End: 19:37 Total: 1:37

Teams	Sets	1	2	3	4	5	Total
TTO	3	21	25	25	25		96
SUR	1	25	17	16	14		72
Set duration		0:22	0:23	0:22	0:21		1:28

Referees: WILLIAMS, Kirt (ISV) & FARQUHARSON, Kirk (BAH)

TTO • Trinidad & Tobago		1	2	3	4	5	Pts
2	Ross Jalcia	■	■	■	■		5
3	Thompson Channon	■	■	■	■		20
4	Pierre Delicia						
6	Jack Sinead	■	■	■	■		8
7	Davidson Malika						
8	Ramdin Darlene	■	■	■	■		11
9	STEELE NYA	□	■	■	■		5
11 L	Olton Afesha	L	L	L	L		
12	Forde Renele	■	□				1
14	Wallace Rejeanne						
16	Esdelle Krystle	■	■	■	■		18
19	Sutherland Kerdisha						

Coach: FRANCISCO CRUZ (CUB)
Assistant: NICHOLSON DRAKES (TTO)

SUR • Suriname		1	2	3	4	5	Pts
1	Brunings Cheryl	■	■	■	■		
2 L	Jameson Johnelle Lee-Ann Mano	L	L	L	L		
3	Oliveira Sharifa						
4	Kame Odette Odille	■	■	■	■		5
5	Kame Sigourney	■	■	□	□		8
6	Tammenga Janneke						
7	Bouterse Cabriella	■	■	■	■		4
8	Valies Janice Haydee Cherise	■	■	■	■		5
9	Willemsberg Xaviera Mercedes	□	□	■	■		
11	Wip Chavelli Pamela				□		
12	Margaret Ketura Cassidy						
18	Hunsel Sandrina Eleonor	■	■	■	■		21

Coach: Aikman Eric
Assistant: Lesperans Victor

TEAMS AND PLAYERS PERFORMANCES

Won Pts	Total Atts	No Name
40	91	Total Team
16	24	3 Thompson Channon
10	19	16 Esdelle Krystle
15	43	Total Team
5	14	16 Esdelle Krystle
3	5	2 Ross Jalcia
13	95	Total Team
4	23	9 STEELE NYA
3	18	8 Ramdin Darlene
28		Total Team
96	229	Total Team

20	45	3 Thompson Channon
----	----	--------------------

Excellent	Total Atts	No Name
16	72	Total Team
9	21	11 Olton Afesha
5	10	3 Thompson Channon
5	91	Total Team
4	61	9 STEELE NYA
31	63	Total Team
14	25	3 Thompson Channon
13	25	11 Olton Afesha

Scoring Skills
Spike
Block
Serve
Opp. error
Total

Best Scorer

Non scoring Skills
Dig
Set
Reception
Success - Faults
Attempts


Won Pts	Total Atts	No Name
33	94	Total Team
18	49	18 Hunsel Sandrina Eleonor
7	16	5 Kame Sigourney
7	39	Total Team
2	13	7 Bouterse Cabriella
2	8	4 Kame Odette Odille
3	73	Total Team
2	18	18 Hunsel Sandrina Eleonor
1	16	8 Valies Janice Haydee
29		Total Team
72	206	Total Team

21	74	18 Hunsel Sandrina Eleonor
----	----	----------------------------

Excellent	Total Atts	No Name
10	76	Total Team
5	21	2 Jameson Johnelle Lee-Ann
4	21	8 Valies Janice Haydee
5	98	Total Team
5	79	1 Brunings Cheryl
20	81	Total Team
8	34	2 Jameson Johnelle Lee-Ann
4	18	18 Hunsel Sandrina Eleonor

■ Starting line-up Pts = Points scored [nn] = Captain
 □ Substitute Atts = Attempts L = Libero
 Opp = Opponent





P-2 VOLLEYBALL • Match result



2018 WCQT 2ND ROUND CAZOVA WOMEN CHAMPIONSHIP Semi Finals

Match: 18 **Date:** 7/30/2017 **Spectators:** 150
City: Kingston
Hall: National Indoor Centre
Match duration: Start: 20:15 End: 21:27 Total: 1:12

Teams	Sets	1	2	3	4	5	Total
JAM	3	25	25	25			75
GDP	0	18	12	19			49
Set duration		0:22	0:20	0:24			1:06

Referees: SAMUEL, Winston (TTO) & CORNELIA, Urlgenick (CUR)

JAM • Jamaica		1	2	3	4	5	Pts
1	L Thompson Cherie		L	L	L		
2	Irving Kiara	■	■	■			2
3	JONES AIKO	■	■	■			6
4	Moss Danaisha	■	■	■			9
7	Wallen Sashalee					□	
8	Wright Kai					□	
9	Temple Renae						
10	Richards Tasha-Gaye					□	
11	Asque Simone	■	■	■			7
12	Atkinson Breanna						
18	Bishop Tahleia	■	■	■			13
20	Thomas Sashalee	■	■	■			10

GDP • Guadeloupe		1	2	3	4	5	Pts
3	Minfir Misha						
4	Aucan Beatrice		■	■			2
5	Hatchi Vanessa					□	
6	Disa Julie		■	■	■		3
7	Mauricette Amandine		■	■	■		7
8	Stephen Delphine		■	■	■		3
11	Ramier Sandra		■	■	■		5
12	Figere-Turiaf Leslie		■	■	■		5
13	Lanimarac Sherley		■	■	□		4
14	Ruraire Celia						
15	Bernard-Fayolle Meliza					■	1
16	L Pitard Doris		L	L	L		

Coach: RICARDO CHONG (JAM)
Assistant: O'NIEL EBANKS (JAM)

Coach: DOUGLAS PASCAL
Assistant: ANNICETTE CHARLY

TEAMS AND PLAYERS PERFORMANCES

Won Pts	Total Atts	No Name
36	89	Total Team
12	27	18 Bishop Tahleia
7	14	20 Thomas Sashalee
8	26	Total Team
4	9	4 Moss Danaisha
2	7	20 Thomas Sashalee
3	74	Total Team
1	7	11 Asque Simone
1	17	18 Bishop Tahleia
28		Total Team
75	189	Total Team

13	46	18 Bishop Tahleia
----	----	-------------------

Excellent	Total Atts	No Name
25	84	Total Team
11	26	1 Thompson Cherie
6	15	18 Bishop Tahleia
13	78	Total Team
13	62	2 Irving Kiara
21	41	Total Team
6	10	11 Asque Simone
8	18	18 Bishop Tahleia

Scoring Skills
Spike
Block
Serve
Opp. error
Total

Best Scorer

Non scoring Skills
Dig
Set
Reception
Success - Faults
Attempts


Won Pts	Total Atts	No Name
22	85	Total Team
7	24	7 Mauricette Amandine
5	19	12 Figere-Turiaf Leslie
3	37	Total Team
2	7	11 Ramier Sandra
1	7	15 Bernard-Fayolle Meliza
5	50	Total Team
2	14	11 Ramier Sandra
1	6	4 Aucan Beatrice
19		Total Team
49	172	Total Team

7	33	7 Mauricette Amandine
---	----	-----------------------

Excellent	Total Atts	No Name
8	73	Total Team
4	16	16 Pitard Doris
2	17	12 Figere-Turiaf Leslie
0	87	Total Team
23	66	Total Team
9	24	7 Mauricette Amandine
7	21	16 Pitard Doris

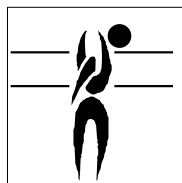
■ Starting line-up Pts = Points scored [nn] = Captain
□ Substitute Atts = Attempts L = Libero
Opp = Opponent





P-5 VOLLEYBALL • Players ranking by skills

2018 WCQT 2ND ROUND CAZOVA WOMEN CHAMPIONSHIP



Best Scorers

Rk	No	Name	Pos.	Team	Spike	Block	Serve	Total
1	18	Hunsel Sandrina Eleonor	OS	SUR	115	10	5	130
2	7	Anthony Christine	OS	CUR	82	7	3	92
3	4	Lican Ludmila	OP	MQE	63	1	4	68
3	8	Taylor Itiana	OS	ISV	58	8	2	68
5	10	Luis Samira	OS	CUR	54	5	4	63
6	18	Bishop Tahleia	OS	JAM	33	6	12	51
7	12	Figere-Turiaf Leslie	OP	GDP	38	8	2	48
8	1	Selkridge Danielle	MB	ISV	36	10	1	47
9	6	Jack Sinead	MB	TTO	21	14	3	38
10	3	Thompson Channon	OS	TTO	17	3	16	36
10	14	Trefle Stephanie	OS	MQE	29	2	5	36
10	2	Brathwaite Valissia	OS	ISV	28	3	5	36
13	12	Hart Jewengely	OP	CUR	24	7	3	34
14	5	Kame Sigourney	OS	SUR	30	2	0	32
15	16	Esdelle Krystle	OP	TTO	22	3	6	31
15	1	Bokshoven Vyrviene	MB	CUR	19	8	4	31
17	3	JONES AIKO	OP	JAM	20	8	2	30
18	6	Meulens Shurdelys	MB	CUR	20	7	2	29
19	2	Bonamy Brittany	OS	BAH	25	1	2	28
20	8	Valies Janice Haydee Cherise	OP	SUR	19	5	3	27
21	9	Deveaux Brittney	MB	BAH	15	7	3	25
22	9	Beltant Noémie	OS	MQE	20	0	3	23
23	7	Mauricette Amandine	OS	GDP	15	3	4	22
24	4	Moss Danaisha	MB	JAM	10	9	2	21
24	11	Ramier Sandra	MB	GDP	8	11	2	21
26	8	Ramdin Darlene	OS	TTO	17	1	2	20
26	4	Knowles Raechel	OP	BAH	14	3	3	20
26	2	ABATI Helaijah	MB	MQE	6	8	6	20
26	1	SABINO Aida	MB	MQE	5	11	4	20
26	13	Lanimarac Sherley	MB	GDP	9	11	0	20
31	1	Bastian Melinda	OS	BAH	17	1	1	19
31	3	Cyrylla Beatrice	OS	MQE	10	7	2	19
33	11	Asque Simone	OS	JAM	15	2	1	18
34	2	Ross Jalcia	MB	TTO	11	5	1	17
34	7	Bouterse Gabriella	MB	SUR	6	10	1	17
36	12	Atkinson Breanna	OS	JAM	12	1	2	15
37	8	Stephen Delphine	OS	GDP	11	3	0	14
37	9	George Anisha	MB	ISV	4	6	4	14
39	11	Nickels Aysha	S	ISV	10	1	2	13
39	9	Willemsberg Xaviera Mercedes	OS	SUR	5	0	8	13
41	20	Thomas Sashalee	MB	JAM	7	4	1	12
41	4	Kame Odette Odille	MB	SUR	7	4	1	12
43	10	Webb Ashley	MB	BAH	9	2	0	11
44	1	Brunings Cheryl	S	SUR	3	3	4	10
45	6	Armbrister Leandrea	S	BAH	8	0	1	9
46	4	Pierre Delicia	OS	TTO	6	0	2	8
46	7	Wallen Sashalee	MB	JAM	3	4	1	8
46	15	Bernard-Fayolle Meliza	MB	GDP	5	3	0	8
49	2	Irving Kiara	S	JAM	3	3	1	7
49	3	Rosa Khrysti	S	ISV	6	1	0	7
Total tournament					1,060	261	165	1,486





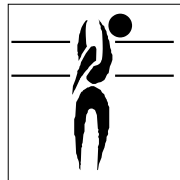
P-5 VOLLEYBALL • Players ranking by skills
2018 WCQT 2ND ROUND CAZOVA WOMEN CHAMPIONSHIP



Best Spikers

Limit: 15.00%

Rk	No	Name	Pos.	Team	Spikes	Faults	Shots	Total Attempts	Succ. %
1	6	Jack Sinead	MB	TTO	21	4	6	31	67.74
2	18	Hunsel Sandrina Eleonor	OS	SUR	115	33	72	220	52.27
3	8	Ramdin Darlene	OS	TTO	17	1	15	33	51.52
4	18	Bishop Tahleia	OS	JAM	33	8	30	71	46.48
5	16	Esdelle Krystle	OP	TTO	22	3	23	48	45.83
6	7	Anthony Christine	OS	CUR	82	24	81	187	43.85
7	3	Thompson Channon	OS	TTO	17	7	17	41	41.46
8	4	Lican Ludmila	OP	MQE	63	24	66	153	41.18
9	14	Trefle Stephanie	OS	MQE	29	10	37	76	38.16
10	8	Taylor Itiana	OS	ISV	58	30	80	168	34.52
Total Tournament					1,060	511	1,329	2,900	36.55



Best Blockers

Rk	No	Name	Pos.	Team	Kill Blocks	Faults	Rebounds	Total Attempts	Avg. by set
1	6	Jack Sinead	MB	TTO	14	4	10	28	1.56
2	4	Moss Danaisha	MB	JAM	9	9	12	30	0.90
3	1	SABINO Aïda	MB	MQE	11	13	14	38	0.85
4	3	JONES AIKO	OP	JAM	8	9	8	25	0.80
5	11	Ramier Sandra	MB	GDP	11	9	15	35	0.79
6	13	Lanimarac Sherley	MB	GDP	11	16	14	41	0.79
7	1	Selkridge Danielle	MB	ISV	10	10	23	43	0.67
8	18	Hunsel Sandrina Eleonor	OS	SUR	10	4	9	23	0.63
9	7	Bouterse Gabriella	MB	SUR	10	10	15	35	0.63
10	2	ABATI Helajjah	MB	MQE	8	7	10	25	0.62
Total Tournament					261	340	545	1,146	4.83




Best Servers

Rk	No	Name	Pos.	Team	Aces	Faults	Serve Hits	Total Attempts	Avg. by set
1	3	Thompson Channon	OS	TTO	16	6	24	46	1.78
2	18	Bishop Tahleia	OS	JAM	12	5	46	63	1.20
3	16	Esdelle Krystle	OP	TTO	6	8	28	42	0.67
4	9	Willemsberg Xaviera Mercedes	OS	SUR	8	6	35	49	0.50
5	2	ABATI Helajjah	MB	MQE	6	4	41	51	0.46
6	14	Trefle Stephanie	OS	MQE	5	7	27	39	0.38
7	6	Jack Sinead	MB	TTO	3	2	26	31	0.33
8	2	Brathwaite Valissia	OS	ISV	5	11	42	58	0.33
9	1	SABINO Aïda	MB	MQE	4	6	27	37	0.31
10	4	Lican Ludmila	OP	MQE	4	10	34	48	0.31
Total Tournament					165	321	1,831	2,317	3.06





P-5 VOLLEYBALL • Players ranking by skills
2018 WCQT 2ND ROUND CAZOVA WOMEN CHAMPIONSHIP



Best Diggers

Rk	No	Name	Pos.	Team	Digs	Faults	Receptions	Total Attempts	Avg. by set
1	2	Jameson Johnelle Lee-Ann Mano	L	SUR	42	26	56	124	2.63
2	2	Dania Joanne	L	CUR	45	31	50	126	2.50
3	7	Anthony Christine	OS	CUR	43	29	63	135	2.39
4	16	Pitard Doris	L	GDP	33	15	39	87	2.36
5	11	Olton Afesha	L	TTO	17	1	20	38	1.89
6	8	QUIZY Pamela	L	MQE	24	18	41	83	1.85
7	16	Esdelle Krystle	OP	TTO	16	9	14	39	1.78
8	8	Valies Janice Haydee Cherise	OP	SUR	28	23	31	82	1.75
9	7	Sands Laval	L	BAH	19	18	49	86	1.46
10	3	Thompson Channon	OS	TTO	13	5	13	31	1.44
Total Tournament					635	770	1,832	3,237	11.76



Best Setters

Rk	No	Name	Pos.	Team	Running Sets	Faults	Still Sets	Total Attempts	Avg. by set
1	1	Brunings Cheryl	S	SUR	95	10	255	360	5.94
2	4	Aucan Beatrice	S	GDP	64	11	148	223	4.57
3	5	Saunders Je'Nae	S	BAH	56	11	156	223	4.31
4	2	Irving Kiara	S	JAM	41	12	96	149	4.10
5	6	YAZZA Soraya	S	MQE	52	14	228	294	4.00
6	9	STEELE NYA	S	TTO	34	1	51	86	3.78
7	12	Forde Renele	S	TTO	28	-	27	55	3.11
8	11	Nickels Aysha	S	ISV	43	6	186	235	2.87
9	11	Allee Rayanalies	S	CUR	38	6	191	235	2.11
10	9	Gomez Maya	S	CUR	33	10	167	210	1.83
Total Tournament					534	105	1,781	2,420	9.89





Best Receivers

Limit: 20.00%

Rk	No	Name	Pos.	Team	Excellents	Faults	Serve Receptions	Total Attempts	Eff. %
1	3	Thompson Channon	OS	TTO	19	-	10	29	65.52
2	7	Anthony Christine	OS	CUR	62	2	39	103	58.25
3	2	Dania Joanne	L	CUR	72	9	47	128	49.22
4	3	Cyrylla Beatrice	OS	MQE	28	3	22	53	47.17
5	5	O'Brien Amy	L	ISV	58	5	50	113	46.90
6	1	Thompson Cherie	L	JAM	39	5	29	73	46.58
7	7	Mauricette Amandine	OS	GDP	31	5	20	56	46.43
8	8	QUIZY Pamela	L	MQE	49	7	38	94	44.68
9	2	Jameson Johnelle Lee-Ann Mano	L	SUR	66	6	66	138	43.48
9	11	Olton Afesha	L	TTO	22	2	22	46	43.48
Total Tournament					886	151	936	1,973	37.25





Best Liberos

Rk	No	Name	Team	Excellents	Faults	In play	Total attempts	Succ. %
1	11	Olton Afesha	TTO	61	8	61	130	46.92
2	2	Dania Joanne	CUR	144	46	121	311	46.30
3	1	Thompson Cherie	JAM	64	22	73	159	40.25
4	2	Jameson Johnelle Lee-Ann Mano	SUR	121	42	154	317	38.17
5	5	O'Brien Amy	ISV	73	29	102	204	35.78
6	16	Pitard Doris	GDP	76	31	106	213	35.68
7	7	Sands Laval	BAH	59	29	102	190	31.05
8	11	HENRY Célia	MQE	9	5	31	45	20.00





P-6 VOLLEYBALL • Teams ranking by skills
2018 WCQT 2ND ROUND CAZOVA WOMEN CHAMPIONSHIP



Best Spikers

Limit: 15.00%

Rk	Team	Spikes	Faults	Shots	Total Attempts	Succ. %
1	TTO Trinidad & Tobago	96	29	69	194	49.48
2	JAM Jamaica	104	41	101	246	42.28
3	SUR Suriname	190	92	184	466	40.77
4	CUR Curacao	204	93	233	530	38.49
5	MQE Martinique	134	54	176	364	36.81
6	ISV US Virgin Islands	148	76	236	460	32.17
7	GDP Guadeloupe	93	49	167	309	30.10
8	BAH Bahamas	91	77	163	331	27.49
Total Tournament		1,060	511	1,329	2,900	36.55



Best Blockers

Rk	Team	Kill Blocks	Faults	Rebounds	Total Attempts	Avg. by set
1	JAM Jamaica	37	45	47	129	3.70
2	TTO Trinidad & Tobago	30	22	30	82	3.33
3	GDP Guadeloupe	41	52	89	182	2.93
4	SUR Suriname	38	49	86	173	2.38
4	MQE Martinique	31	43	56	130	2.38
6	CUR Curacao	38	49	82	169	2.11
7	ISV US Virgin Islands	31	43	86	160	2.07
8	BAH Bahamas	15	37	69	121	1.15
Total Tournament		261	340	545	1,146	4.83




Best Servers

Rk	Team	Aces	Faults	Serve Hits	Total Attempts	Avg. by set
1	TTO Trinidad & Tobago	33	32	155	220	3.67
2	JAM Jamaica	22	25	199	246	2.20
3	MQE Martinique	25	40	237	302	1.92
4	SUR Suriname	23	41	305	369	1.44
5	CUR Curacao	23	69	296	388	1.28
6	ISV US Virgin Islands	16	38	252	306	1.07
7	BAH Bahamas	12	38	167	217	0.92
8	GDP Guadeloupe	11	38	220	269	0.79
Total Tournament		165	321	1,831	2,317	3.06





P-6 VOLLEYBALL • Teams ranking by skills
2018 WCQT 2ND ROUND CAZOVA WOMEN CHAMPIONSHIP



Best Diggers

Rk	Team	Digs	Faults	Receptions	Total Attempts	Avg. by set
1	GDP Guadeloupe	105	100	282	487	7.50
2	TTO Trinidad & Tobago	63	34	94	191	7.00
2	CUR Curacao	126	128	280	534	7.00
4	SUR Suriname	109	120	281	510	6.81
5	MQE Martinique	78	95	232	405	6.00
6	BAH Bahamas	62	107	223	392	4.77
7	ISV US Virgin Islands	58	129	292	479	3.87
8	JAM Jamaica	34	57	148	239	3.40
Total Tournament		635	770	1,832	3,237	11.76



Best Setters

Rk	Team	Running Sets	Faults	Still Sets	Total Attempts	Avg. by set
1	TTO Trinidad & Tobago	70	1	93	164	7.78
2	SUR Suriname	96	12	266	374	6.00
3	JAM Jamaica	55	17	142	214	5.50
4	GDP Guadeloupe	69	18	170	257	4.93
5	BAH Bahamas	58	14	184	256	4.46
6	MQE Martinique	54	16	258	328	4.15
7	ISV US Virgin Islands	60	10	285	355	4.00
7	CUR Curacao	72	17	383	472	4.00
Total Tournament		534	105	1,781	2,420	9.89



Best Receivers

Limit: 20.00%

Rk	Team	Excellents	Faults	Serve Receptions	Total Attempts	Eff. %
1	CUR Curacao	174	15	143	332	47.89
2	TTO Trinidad & Tobago	55	5	51	111	45.05
3	MQE Martinique	119	14	111	244	43.03
4	JAM Jamaica	80	10	85	175	40.00
5	ISV US Virgin Islands	132	19	132	283	39.93
6	SUR Suriname	134	24	155	313	35.14
7	GDP Guadeloupe	96	30	120	246	26.83
8	BAH Bahamas	96	34	139	269	23.05
Total Tournament		886	151	936	1,973	37.25

