

Match: 2 **Date:** 10/23/2016 **Spectators:** 100
City: Fort De France
Hall: Palais Des Sports De Riviere-Salee
Match duration: **Start:** 10:25 **End:** 11:46 **Total:** 1:21

Teams	Sets	1	2	3	4	5	Total
BAH	3	25	25	25			75
ARU	0	20	12	15			47
Set duration		0:26	0:23	0:26			1:15



BAH • Bahamas

Spike

Succ. %
Limit: 15.00%

Rk	No	Name	Spikes	Faults	Shots	Total Attempts	Note
1	2	WILSON Princ'Tanique(OH)	13	5	6	24	54.17
2	6	FERGUSON Jamaal(OH)	13	4	12	29	44.83
-	7	FERGUSON II Byron(MB)	4	3	2	9	
-	9	ROLLE Glen(OH)	5	1	2	8	
-	8	WILLIAMS Lorenzo(OP)	4	1	1	6	
-	12	ISAACS Jon(MB)	1	2	-	3	
-	11	SIMON Tonny(S)	-	-	1	1	
-	5	SAUNDERS Je'Vaughn(OH)	-	1	-	1	
-	1	SOUTHARD Javari(S)	-	-	-	-	
-	3	KNOWLES Renaldo(L)	-	-	-	-	
Others			-	-	-	-	
Total Team			40	17	24	81	49.38


Block

Avg. by set

Rk	No	Name	Kill Blocks	Faults	Rebounds	Total Attempts	Note
1	12	ISAACS Jon(MB)	3	2	1	6	1.00
1	7	FERGUSON II Byron(MB)	3	3	2	8	1.00
3	1	SOUTHARD Javari(S)	1	-	2	3	0.33
3	8	WILLIAMS Lorenzo(OP)	1	-	2	3	0.33
-	2	WILSON Princ'Tanique(OH)	-	-	2	2	
-	3	KNOWLES Renaldo(L)	-	-	-	-	
-	5	SAUNDERS Je'Vaughn(OH)	-	-	-	-	
-	9	ROLLE Glen(OH)	-	-	2	2	
-	11	SIMON Tonny(S)	-	-	1	1	
-	6	FERGUSON Jamaal(OH)	-	1	-	1	
Others			-	-	-	-	
Total Team			8	6	12	26	2.67


Match: 2 **Date:** 10/23/2016 **Spectators:** 100
City: Fort De France
Hall: Palais Des Sports De Riviere-Salee
Match duration: **Start:** 10:25 **End:** 11:46 **Total:** 1:21

Teams	Sets	1	2	3	4	5	Total
BAH	3	25	25	25			75
ARU	0	20	12	15			47
Set duration		0:26	0:23	0:26			1:15



BAH • Bahamas

Rk	No	Name	Aces	Faults	Serve Hits	Total Attempts	Note
1	8	WILLIAMS Lorenzo(OP)	1	-	1	2	0.33
1	12	ISAACS Jon(MB)	1	1	13	15	0.33
1	7	FERGUSON II Byron(MB)	1	2	9	12	0.33
-	1	SOUTHARD Javari(S)	-	-	4	4	
-	3	KNOWLES Renaldo(L)	-	-	-	-	
-	5	SAUNDERS Je'Vaughn(OH)	-	-	3	3	
-	6	FERGUSON Jamaal(OH)	-	-	16	16	
-	9	ROLLE Glen(OH)	-	-	2	2	
-	11	SIMON Tonny(S)	-	-	9	9	
-	2	WILSON Princ'Tanique(OH)	-	1	10	11	
Others			-	-	-	-	
Total Team			3	4	67	74	1.00




Serve

Avg. by set

Team	Opponent errors & Team faults	Aces	Faults	Serve Hits	Total Attempts	Note
	Opponent errors & Team faults	24	-		24	

Rk	No	Name	Digs	Faults	Receptions	Total Attempts	Note
1	3	KNOWLES Renaldo(L)	11	6	4	21	3.67
2	6	FERGUSON Jamaal(OH)	7	2	2	11	2.33
3	7	FERGUSON II Byron(MB)	4	-	1	5	1.33
3	2	WILSON Princ'Tanique(OH)	4	4	1	9	1.33
5	9	ROLLE Glen(OH)	3	1	-	4	1.00
5	11	SIMON Tonny(S)	3	2	2	7	1.00
7	8	WILLIAMS Lorenzo(OP)	2	-	-	2	0.67
7	12	ISAACS Jon(MB)	2	1	-	3	0.67
-	1	SOUTHARD Javari(S)	-	-	2	2	
-	5	SAUNDERS Je'Vaughn(OH)	-	-	-	-	
Others			-	-	-	-	
Total Team			36	16	12	64	12.00



Dig

Avg. by set

Match: 2 **Date:** 10/23/2016 **Spectators:** 100
City: Fort De France
Hall: Palais Des Sports De Riviere-Salee
Match duration: **Start:** 10:25 **End:** 11:46 **Total:** 1:21

Teams	Sets	1	2	3	4	5	Total
BAH	3	25	25	25			75
ARU	0	20	12	15			47
Set duration		0:26	0:23	0:26			1:15

BAH • Bahamas

Set

Avg. by set

Rk	No	Name	Running Sets	Faults	Still Sets	Total Attempts	Note
1	1	SOUTHARD Javari(S)	16	-	20	36	5.33
2	11	SIMON Tonny(S)	15	1	17	33	5.00
-	2	WILSON Princ'Tanique(OH)	-	-	2	2	
-	3	KNOWLES Renaldo(L)	-	-	1	1	
-	5	SAUNDERS Je'Vaughn(OH)	-	-	-	-	
-	6	FERGUSON Jamaal(OH)	-	-	2	2	
-	7	FERGUSON II Byron(MB)	-	-	2	2	
-	8	WILLIAMS Lorenzo(OP)	-	-	-	-	
-	9	ROLLE Glen(OH)	-	-	1	1	
-	12	ISAACS Jon(MB)	-	-	-	-	
Others			-	-	-	-	
Total Team			31	1	45	77	10.33

Reception

Eff. %
Limit: 20.00%

Rk	No	Name	Excellents	Faults	Serve Receptions	Total Attempts	Note
1	2	WILSON Princ'Tanique(OH)	8	-	3	11	72.73
2	6	FERGUSON Jamaal(OH)	9	1	2	12	66.67
3	3	KNOWLES Renaldo(L)	12	2	3	17	58.82
-	9	ROLLE Glen(OH)	1	-	-	1	
-	1	SOUTHARD Javari(S)	-	-	-	-	
-	5	SAUNDERS Je'Vaughn(OH)	-	-	-	-	
-	7	FERGUSON II Byron(MB)	-	-	-	-	
-	8	WILLIAMS Lorenzo(OP)	-	-	-	-	
-	11	SIMON Tonny(S)	-	-	-	-	
-	12	ISAACS Jon(MB)	-	-	-	-	
Others			-	-	-	-	
Total Team			30	3	8	41	65.85

Match: 2 **Date:** 10/23/2016 **Spectators:** 100
City: Fort De France
Hall: Palais Des Sports De Riviere-Salee
Match duration: **Start:** 10:25 **End:** 11:46 **Total:** 1:21

Teams	Sets	1	2	3	4	5	Total
BAH	3	25	25	25			75
ARU	0	20	12	15			47
Set duration		0:26	0:23	0:26			1:15



ARU • Aruba

Spike

Succ. %
Limit: 15.00%

Rk	No	Name	Spikes	Faults	Shots	Total Attempts	Note
1	3	ROELOFSEN Jorrik Jan(OP)	6	2	7	15	40.00
2	5	ANGELA Fransua(OH)	8	8	12	28	28.57
-	1	JONES Jonathan(MB)	3	1	6	10	
-	4	ANGELA Dwayne(OP)	2	4	4	10	
-	6	HAZEL Jameson(OH)	-	2	4	6	
-	8	ROBLES DE MEDINA Elmerlindo(S)	-	-	5	5	
-	12	MARTILIA Michaello(MB)	1	2	1	4	
-	2	ANTHONY Darvick(OH)	-	1	2	3	
-	7	MERCALINA Raibently(L)	-	-	-	-	
-	9	HOWELL Brian(L)	-	-	-	-	
-	10	PIETERSZ Joel(MB)	-	-	-	-	
-	11	HENGEVELD Hubert(S)	-	-	-	-	
Others			-	-	-	-	
Total Team			20	20	41	81	24.69

Block

Avg. by set

Rk	No	Name	Kill Blocks	Faults	Rebounds	Total Attempts	Note
1	6	HAZEL Jameson(OH)	2	3	4	9	0.67
2	8	ROBLES DE MEDINA Elmerlindo(S)	1	1	4	6	0.33
2	12	MARTILIA Michaello(MB)	1	2	3	6	0.33
2	1	JONES Jonathan(MB)	1	3	2	6	0.33
-	2	ANTHONY Darvick(OH)	-	-	-	-	
-	4	ANGELA Dwayne(OP)	-	-	2	2	
-	7	MERCALINA Raibently(L)	-	-	-	-	
-	9	HOWELL Brian(L)	-	-	-	-	
-	10	PIETERSZ Joel(MB)	-	-	-	-	
-	11	HENGEVELD Hubert(S)	-	-	-	-	
-	3	ROELOFSEN Jorrik Jan(OP)	-	3	4	7	
-	5	ANGELA Fransua(OH)	-	1	-	1	
Others			-	-	-	-	
Total Team			5	13	19	37	1.67


Match: 2 **Date:** 10/23/2016 **Spectators:** 100
City: Fort De France
Hall: Palais Des Sports De Riviere-Salee
Match duration: **Start:** 10:25 **End:** 11:46 **Total:** 1:21

Teams	Sets	1	2	3	4	5	Total
BAH	3	25	25	25			75
ARU	0	20	12	15			47
Set duration		0:26	0:23	0:26			1:15




ARU • Aruba

Rk	No	Name	Aces	Faults	Serve Hits	Total Attempts	Note
1	4	ANGELA Dwayne(OP)	2	-	3	5	0.67
2	3	ROELOFSEN Jorrik Jan(OP)	1	3	7	11	0.33
-	1	JONES Jonathan(MB)	-	-	8	8	
-	2	ANTHONY Darvick(OH)	-	-	1	1	
-	7	MERCALINA Raibently(L)	-	-	-	-	
-	9	HOWELL Brian(L)	-	-	-	-	
-	10	PIETERSZ Joel(MB)	-	-	-	-	
-	11	HENGEVELD Hubert(S)	-	-	-	-	
-	8	ROBLES DE MEDINA Elmerlindo(S)	-	1	7	8	
-	5	ANGELA Fransua(OH)	-	1	6	7	
-	6	HAZEL Jameson(OH)	-	1	3	4	
-	12	MARTILIA Michaello(MB)	-	1	3	4	
Others			-	-	-	-	
Total Team			3	7	38	48	1.00



Team	Opponent errors & Team faults	Aces	Faults	Serve Hits	Total Attempts	Note
	Opponent errors & Team faults	19	1		20	

Rk	No	Name	Digs	Faults	Receptions	Total Attempts	Note
1	5	ANGELA Fransua(OH)	4	4	2	10	1.33
1	9	HOWELL Brian(L)	4	9	8	21	1.33
3	3	ROELOFSEN Jorrik Jan(OP)	2	9	2	13	0.67
4	8	ROBLES DE MEDINA Elmerlindo(S)	1	2	3	6	0.33
4	4	ANGELA Dwayne(OP)	1	4	-	5	0.33
-	1	JONES Jonathan(MB)	-	-	-	-	
-	10	PIETERSZ Joel(MB)	-	-	-	-	
-	11	HENGEVELD Hubert(S)	-	-	-	-	
-	12	MARTILIA Michaello(MB)	-	-	-	-	
-	6	HAZEL Jameson(OH)	-	1	2	3	
-	7	MERCALINA Raibently(L)	-	1	1	2	
-	2	ANTHONY Darvick(OH)	-	1	-	1	
Others			-	-	-	-	
Total Team			12	31	18	61	4.00



Match: 2 **Date:** 10/23/2016 **Spectators:** 100
City: Fort De France
Hall: Palais Des Sports De Riviere-Salee
Match duration: **Start:** 10:25 **End:** 11:46 **Total:** 1:21

Teams	Sets	1	2	3	4	5	Total
BAH	3	25	25	25			75
ARU	0	20	12	15			47
Set duration		0:26	0:23	0:26			1:15



ARU • Aruba

Rk	No	Name	Running Sets	Faults	Still Sets	Total Attempts	Note
1	8	ROBLES DE MEDINA Elmerlindo(S)	18	-	47	65	6.00
-	1	JONES Jonathan(MB)	-	-	3	3	
-	2	ANTHONY Darvick(OH)	-	-	-	-	
-	3	ROELOFSEN Jorrik Jan(OP)	-	-	2	2	
-	4	ANGELA Dwayne(OP)	-	-	1	1	
-	5	ANGELA Fransua(OH)	-	-	3	3	
-	6	HAZEL Jameson(OH)	-	-	1	1	
-	7	MERCALINA Raibently(L)	-	-	-	-	
-	9	HOWELL Brian(L)	-	-	2	2	
-	10	PIETERSZ Joel(MB)	-	-	-	-	
-	11	HENGEVELD Hubert(S)	-	-	-	-	
-	12	MARTILIA Michaello(MB)	-	-	1	1	
Others			-	-	-	-	
Total Team			18	-	60	78	6.00

Set

Avg. by set

Rk	No	Name	Excellents	Faults	Serve Receptions	Total Attempts	Note
1	5	ANGELA Fransua(OH)	10	1	8	19	47.37
2	9	HOWELL Brian(L)	18	2	17	37	43.24
-	3	ROELOFSEN Jorrik Jan(OP)	5	-	6	11	
-	4	ANGELA Dwayne(OP)	1	-	-	1	
-	6	HAZEL Jameson(OH)	1	-	-	1	
-	7	MERCALINA Raibently(L)	-	-	1	1	
-	1	JONES Jonathan(MB)	-	-	-	-	
-	2	ANTHONY Darvick(OH)	-	-	-	-	
-	8	ROBLES DE MEDINA Elmerlindo(S)	-	-	-	-	
-	10	PIETERSZ Joel(MB)	-	-	-	-	
-	11	HENGEVELD Hubert(S)	-	-	-	-	
-	12	MARTILIA Michaello(MB)	-	-	-	-	
Others			-	-	-	-	
Total Team			35	3	32	70	45.71

Reception

Eff. %
Limit: 20.00%