



# P-3 VOLLEYBALL • Match players ranking




World Championship Qualifiers Group E Males  
Preliminary Round

**Match:** 4    **Date:** 8/9/2017    **Spectators:** 75  
**City:** St. Lucia  
**Hall:** Beausejour  
**Match duration:** Start: 22:13 End: 0:14 Total: 2:01

Teams	Sets	1	2	3	4	5	Total
<b>SKN</b>	<b>1</b>	28	20	25	24		97
<b>ANT</b>	<b>3</b>	30	25	19	26		100
<b>Set duration</b>		0:30	0:27	0:23	0:31		1:51




## SKN • St.Kitts & Nevis



**Spike**

Succ. %  
Limit: 15.00%

Rk	No	Name	Spikes	Faults	Shots	Total Attempts	Note
1	12	Seabrooks Shawn (OH)	21	6	17	44	47.73
2	7	Hodge St.Clair (OH)	12	12	12	36	33.33
-	15	Jeffers Rohan (OH)	4	5	6	15	
-	8	Davis Lancret (MB)	4	-	7	11	
-	14	Liburd Jason (OP)	3	1	3	7	
-	9	Matthew James (S)	-	-	2	2	
-	2	Jeffers Ranciato (MB)	-	-	-	-	
-	3	Browne Everson (MB)	-	-	-	-	
-	6	Collins Steadroy (MB)	-	-	-	-	
-	16	Percival Kemoy (L)	-	-	-	-	
<b>Others</b>			-	-	-	-	
<b>Total Team</b>			44	24	47	115	38.26



**Block**

Avg. by set

Rk	No	Name	Kill Blocks	Faults	Rebounds	Total Attempts	Note
1	8	Davis Lancret (MB)	2	3	3	8	0.50
2	15	Jeffers Rohan (OH)	1	2	3	6	0.25
2	7	Hodge St.Clair (OH)	1	2	2	5	0.25
2	9	Matthew James (S)	1	3	2	6	0.25
2	12	Seabrooks Shawn (OH)	1	2	-	3	0.25
2	14	Liburd Jason (OP)	1	4	-	5	0.25
-	2	Jeffers Ranciato (MB)	-	-	-	-	
-	3	Browne Everson (MB)	-	-	-	-	
-	6	Collins Steadroy (MB)	-	-	-	-	
-	16	Percival Kemoy (L)	-	-	-	-	
<b>Others</b>			-	-	-	-	
<b>Total Team</b>			7	16	10	33	1.75





# P-3 VOLLEYBALL • Match players ranking




World Championship Qualifiers Group E Males  
Preliminary Round

**Match:** 4    **Date:** 8/9/2017    **Spectators:** 75  
**City:** St. Lucia  
**Hall:** Beausejour  
**Match duration:** Start: 22:13 End: 0:14 Total: 2:01

Teams	Sets	1	2	3	4	5	Total
<b>SKN</b>	<b>1</b>	28	20	25	24		97
<b>ANT</b>	<b>3</b>	30	25	19	26		100
<b>Set duration</b>		0:30	0:27	0:23	0:31		1:51



## SKN • St.Kitts & Nevis




**Serve**

Avg. by set

Rk	No	Name	Aces	Faults	Serve Hits	Total Attempts	Note
1	7	Hodge St.Clair (OH)	1	-	13	14	0.25
1	14	Liburd Jason (OP)	1	1	17	19	0.25
-	2	Jeffers Ranciato (MB)	-	-	-	-	
-	3	Browne Everson (MB)	-	-	2	2	
-	6	Collins Steadroy (MB)	-	-	2	2	
-	15	Jeffers Rohan (OH)	-	-	19	19	
-	16	Percival Kemoy (L)	-	-	-	-	
-	12	Seabrooks Shawn (OH)	-	2	12	14	
-	9	Matthew James (S)	-	4	13	17	
-	8	Davis Lancret (MB)	-	3	9	12	
<b>Others</b>			-	-	-	-	
<b>Total Team</b>			2	10	87	99	0.50

**Team**

Opponent errors & Team faults	45	18		63	
-------------------------------	----	----	--	----	--



**Dig**

Avg. by set

Rk	No	Name	Digs	Faults	Receptions	Total Attempts	Note
1	16	Percival Kemoy (L)	4	3	11	18	1.00
2	15	Jeffers Rohan (OH)	3	3	11	17	0.75
2	7	Hodge St.Clair (OH)	3	5	10	18	0.75
4	8	Davis Lancret (MB)	2	2	2	6	0.50
4	12	Seabrooks Shawn (OH)	2	8	7	17	0.50
-	2	Jeffers Ranciato (MB)	-	-	-	-	
-	6	Collins Steadroy (MB)	-	-	-	-	
-	9	Matthew James (S)	-	2	16	18	
-	14	Liburd Jason (OP)	-	1	3	4	
-	3	Browne Everson (MB)	-	1	-	1	
<b>Others</b>			-	-	-	-	
<b>Total Team</b>			14	25	60	99	3.50





# P-3 VOLLEYBALL • Match players ranking




World Championship Qualifiers Group E Males  
Preliminary Round

**Match:** 4    **Date:** 8/9/2017    **Spectators:** 75  
**City:** St. Lucia  
**Hall:** Beausejour  
**Match duration:** Start: 22:13 End: 0:14 Total: 2:01

Teams	Sets	1	2	3	4	5	Total
<b>SKN</b>	<b>1</b>	28	20	25	24		97
<b>ANT</b>	<b>3</b>	30	25	19	26		100
<b>Set duration</b>		0:30	0:27	0:23	0:31		1:51




## SKN • St.Kitts & Nevis



**Set**

Avg. by set

Rk	No	Name	Running Sets	Faults	Still Sets	Total Attempts	Note
1	9	Matthew James (S)	15	4	67	86	3.75
-	2	Jeffers Ranciato (MB)	-	-	-	-	
-	3	Browne Everson (MB)	-	-	-	-	
-	6	Collins Steadroy (MB)	-	-	-	-	
-	7	Hodge St.Clair (OH)	-	-	4	4	
-	8	Davis Lancret (MB)	-	-	-	-	
-	12	Seabrooks Shawn (OH)	-	-	1	1	
-	14	Liburd Jason (OP)	-	-	2	2	
-	15	Jeffers Rohan (OH)	-	-	-	-	
-	16	Percival Kemoy (L)	-	-	1	1	
<b>Others</b>			-	-	-	-	
<b>Total Team</b>			15	4	75	94	3.75



**Reception**

Eff. %  
Limit: 20.00%

Rk	No	Name	Excellents	Faults	Serve Receptions	Total Attempts	Note
1	12	Seabrooks Shawn (OH)	12	-	7	19	63.16
2	7	Hodge St.Clair (OH)	12	-	17	29	41.38
3	16	Percival Kemoy (L)	10	3	21	34	20.59
-	9	Matthew James (S)	-	-	2	2	
-	15	Jeffers Rohan (OH)	1	-	1	2	
-	8	Davis Lancret (MB)	1	-	-	1	
-	2	Jeffers Ranciato (MB)	-	-	-	-	
-	3	Browne Everson (MB)	-	-	-	-	
-	6	Collins Steadroy (MB)	-	-	-	-	
-	14	Liburd Jason (OP)	-	-	-	-	
<b>Others</b>			-	-	-	-	
<b>Total Team</b>			36	3	48	87	37.93





# P-3 VOLLEYBALL • Match players ranking




World Championship Qualifiers Group E Males  
Preliminary Round

**Match:** 4    **Date:** 8/9/2017    **Spectators:** 75  
**City:** St. Lucia  
**Hall:** Beausejour  
**Match duration:** Start: 22:13 End: 0:14 Total: 2:01

Teams	Sets	1	2	3	4	5	Total
<b>SKN</b>	<b>1</b>	28	20	25	24		97
<b>ANT</b>	<b>3</b>	30	25	19	26		100
<b>Set duration</b>		0:30	0:27	0:23	0:31		1:51




## ANT • Antigua & Barbuda



**Spike**

Succ. %  
Limit: 15.00%

Rk	No	Name	Spikes	Faults	Shots	Total Attempts	Note
1	6	Constant Adrian (OP)	16	4	14	34	47.06
2	1	James Jamarie (OH)	12	7	9	28	42.86
3	4	Thomas Collin (OH)	9	7	18	34	26.47
-	8	Davis Cairon (MB)	4	-	3	7	
-	11	Joseph Olsen (S)	3	1	3	7	
-	7	Cabrall Kylon (OP)	1	-	1	2	
-	10	Garian Lindsay (MB)	-	1	1	2	
-	9	Roberts Xavier (OP)	-	1	-	1	
-	2	Richards Ronel (MB)	-	-	-	-	
-	5	Auguiste Yashid (L)	-	-	-	-	
<b>Others</b>			-	-	-	-	
<b>Total Team</b>			45	21	49	115	39.13



**Block**

Avg. by set

Rk	No	Name	Kill Blocks	Faults	Rebounds	Total Attempts	Note
1	1	James Jamarie (OH)	3	2	2	7	0.75
1	8	Davis Cairon (MB)	3	4	5	12	0.75
3	7	Cabrall Kylon (OP)	1	1	2	4	0.25
3	11	Joseph Olsen (S)	1	1	2	4	0.25
-	2	Richards Ronel (MB)	-	-	-	-	
-	5	Auguiste Yashid (L)	-	-	-	-	
-	9	Roberts Xavier (OP)	-	-	-	-	
-	6	Constant Adrian (OP)	-	2	2	4	
-	10	Garian Lindsay (MB)	-	1	1	2	
-	4	Thomas Collin (OH)	-	3	1	4	
<b>Others</b>			-	-	-	-	
<b>Total Team</b>			8	14	15	37	2.00





# P-3 VOLLEYBALL • Match players ranking




World Championship Qualifiers Group E Males  
Preliminary Round

**Match:** 4    **Date:** 8/9/2017    **Spectators:** 75  
**City:** St. Lucia  
**Hall:** Beausejour  
**Match duration:** Start: 22:13 End: 0:14 Total: 2:01

Teams	Sets	1	2	3	4	5	Total
<b>SKN</b>	<b>1</b>	28	20	25	24		97
<b>ANT</b>	<b>3</b>	30	25	19	26		100
<b>Set duration</b>		0:30	0:27	0:23	0:31		1:51



## ANT • Antigua & Barbuda




**Serve**

Avg. by set

Rk	No	Name	Aces	Faults	Serve Hits	Total Attempts	Note
1	1	James Jamarie (OH)	3	2	8	13	0.75
2	11	Joseph Olsen (S)	2	3	16	21	0.50
-	2	Richards Ronel (MB)	-	-	-	-	
-	5	Auguiste Yashid (L)	-	-	-	-	
-	9	Roberts Xavier (OP)	-	-	-	-	
-	4	Thomas Collin (OH)	-	1	16	17	
-	6	Constant Adrian (OP)	-	2	17	19	
-	7	Cabrall Kylon (OP)	-	1	7	8	
-	8	Davis Cairon (MB)	-	2	12	14	
-	10	Garian Lindsay (MB)	-	2	6	8	
<b>Others</b>			-	-	-	-	
<b>Total Team</b>			5	13	82	100	1.25

**Team**

Opponent errors & Team faults	42	15		57	
-------------------------------	----	----	--	----	--



**Dig**

Avg. by set

Rk	No	Name	Digs	Faults	Receptions	Total Attempts	Note
1	5	Auguiste Yashid (L)	8	4	9	21	2.00
2	6	Constant Adrian (OP)	3	6	14	23	0.75
3	1	James Jamarie (OH)	2	4	4	10	0.50
3	4	Thomas Collin (OH)	2	8	10	20	0.50
5	11	Joseph Olsen (S)	1	3	19	23	0.25
5	8	Davis Cairon (MB)	1	3	5	9	0.25
5	10	Garian Lindsay (MB)	1	1	1	3	0.25
-	2	Richards Ronel (MB)	-	-	-	-	
-	7	Cabrall Kylon (OP)	-	-	1	1	
-	9	Roberts Xavier (OP)	-	-	-	-	
<b>Others</b>			-	-	-	-	
<b>Total Team</b>			18	29	63	110	4.50





# P-3 VOLLEYBALL • Match players ranking




World Championship Qualifiers Group E Males  
Preliminary Round

**Match:** 4    **Date:** 8/9/2017    **Spectators:** 75  
**City:** St. Lucia  
**Hall:** Beausejour  
**Match duration:** Start: 22:13 End: 0:14 Total: 2:01

Teams	Sets	1	2	3	4	5	Total
SKN	1	28	20	25	24		97
ANT	3	30	25	19	26		100
Set duration		0:30	0:27	0:23	0:31		1:51




## ANT • Antigua & Barbuda



**Set**

Avg. by set

Rk	No	Name	Running Sets	Faults	Still Sets	Total Attempts	Note
1	11	Joseph Olsen (S)	41	2	33	76	10.25
-	1	James Jamarie (OH)	-	-	-	-	
-	2	Richards Ronel (MB)	-	-	-	-	
-	4	Thomas Collin (OH)	-	-	2	2	
-	5	Auguiste Yashid (L)	-	-	-	-	
-	6	Constant Adrian (OP)	-	-	2	2	
-	7	Cabrall Kylon (OP)	-	-	-	-	
-	8	Davis Cairon (MB)	-	-	-	-	
-	9	Roberts Xavier (OP)	-	-	-	-	
-	10	Garian Lindsay (MB)	-	-	-	-	
<b>Others</b>			-	-	-	-	
<b>Total Team</b>			41	2	37	80	10.25



**Reception**

Eff. %  
Limit: 20.00%

Rk	No	Name	Excellents	Faults	Serve Receptions	Total Attempts	Note
1	5	Auguiste Yashid (L)	25	1	8	34	70.59
2	4	Thomas Collin (OH)	23	2	12	37	56.76
-	1	James Jamarie (OH)	8	1	5	14	
-	8	Davis Cairon (MB)	-	-	1	1	
-	11	Joseph Olsen (S)	-	-	1	1	
-	2	Richards Ronel (MB)	-	-	-	-	
-	6	Constant Adrian (OP)	-	-	-	-	
-	7	Cabrall Kylon (OP)	-	-	-	-	
-	9	Roberts Xavier (OP)	-	-	-	-	
-	10	Garian Lindsay (MB)	-	-	-	-	
<b>Others</b>			-	-	-	-	
<b>Total Team</b>			56	4	27	87	59.77

