



P-3 VOLLEYBALL • Match players ranking




World Championship Qualifiers Group E Males
Preliminary Round

Match: 5 **Date:** 8/10/2017 **Spectators:** 40
City: St. Lucia
Hall: Beausejour
Match duration: **Start:** 9:33 **End:** 11:49 **Total:** 2:16

Teams	Sets	1	2	3	4	5	Total
SKN	2	25	25	20	23	12	105
DMA	3	21	18	25	25	15	104
Set duration		0:23	0:24	0:24	0:35	0:19	2:05




SKN • St.Kitts & Nevis



Spike

Succ. %
Limit: 15.00%

Rk	No	Name	Spikes	Faults	Shots	Total Attempts	Note
1	7	Hodge St.Clair (OH)	14	5	14	33	42.42
2	12	Seabrooks Shawn (OH)	20	10	20	50	40.00
-	15	Jeffers Rohan (OH)	6	4	4	14	
-	8	Davis Lancret (MB)	4	-	4	8	
-	14	Liburd Jason (OP)	4	1	3	8	
-	9	Matthew James (S)	-	-	5	5	
-	2	Jeffers Ranciato (MB)	-	-	-	-	
-	3	Browne Everson (MB)	-	-	-	-	
-	6	Collins Steadroy (MB)	-	-	-	-	
-	16	Percival Kemoy (L)	-	-	-	-	
Others			-	-	-	-	
Total Team			48	20	50	118	40.68



Block

Avg. by set

Rk	No	Name	Kill Blocks	Faults	Rebounds	Total Attempts	Note
1	15	Jeffers Rohan (OH)	1	1	3	5	0.20
1	7	Hodge St.Clair (OH)	1	1	2	4	0.20
-	3	Browne Everson (MB)	-	-	-	-	
-	6	Collins Steadroy (MB)	-	-	-	-	
-	16	Percival Kemoy (L)	-	-	-	-	
-	9	Matthew James (S)	-	2	3	5	
-	8	Davis Lancret (MB)	-	8	7	15	
-	14	Liburd Jason (OP)	-	11	8	19	
-	2	Jeffers Ranciato (MB)	-	1	-	1	
-	12	Seabrooks Shawn (OH)	-	1	-	1	
Others			-	-	-	-	
Total Team			2	25	23	50	0.40





P-3 VOLLEYBALL • Match players ranking



World Championship Qualifiers Group E Males
Preliminary Round

Match: 5 **Date:** 8/10/2017 **Spectators:** 40
City: St. Lucia
Hall: Beausejour
Match duration: **Start:** 9:33 **End:** 11:49 **Total:** 2:16

Teams	Sets	1	2	3	4	5	Total
SKN	2	25	25	20	23	12	105
DMA	3	21	18	25	25	15	104
Set duration		0:23	0:24	0:24	0:35	0:19	2:05



SKN • St.Kitts & Nevis

Rk	No	Name	Aces	Faults	Serve Hits	Total Attempts	Note
1	14	Liburd Jason (OP)	2	1	19	22	0.40
2	7	Hodge St.Clair (OH)	1	-	18	19	0.20
2	8	Davis Lancret (MB)	1	1	14	16	0.20
-	2	Jeffers Ranciato (MB)	-	-	1	1	
-	3	Browne Everson (MB)	-	-	-	-	
-	6	Collins Steadroy (MB)	-	-	-	-	
-	12	Seabrooks Shawn (OH)	-	-	16	16	
-	15	Jeffers Rohan (OH)	-	-	12	12	
-	16	Percival Kemoy (L)	-	-	-	-	
-	9	Matthew James (S)	-	3	16	19	
Others			-	-	-	-	
Total Team			4	5	96	105	0.80

Serve

Avg. by set

Team	Opponent errors & Team faults	Aces	Faults	Serve Hits	Total Attempts	Note
	Opponent errors & Team faults	51	20		71	

Rk	No	Name	Digs	Faults	Receptions	Total Attempts	Note
1	12	Seabrooks Shawn (OH)	5	5	9	19	1.00
2	16	Percival Kemoy (L)	4	5	11	20	0.80
3	7	Hodge St.Clair (OH)	3	2	10	15	0.60
3	15	Jeffers Rohan (OH)	3	6	7	16	0.60
5	14	Liburd Jason (OP)	1	2	4	7	0.20
-	2	Jeffers Ranciato (MB)	-	-	-	-	
-	3	Browne Everson (MB)	-	-	-	-	
-	6	Collins Steadroy (MB)	-	-	-	-	
-	8	Davis Lancret (MB)	-	2	6	8	
-	9	Matthew James (S)	-	8	19	27	
Others			-	-	-	-	
Total Team			16	30	66	112	3.20

Dig

Avg. by set





P-3 VOLLEYBALL • Match players ranking




World Championship Qualifiers Group E Males
Preliminary Round

Match: 5 **Date:** 8/10/2017 **Spectators:** 40
City: St. Lucia
Hall: Beausejour
Match duration: **Start:** 9:33 **End:** 11:49 **Total:** 2:16

Teams	Sets	1	2	3	4	5	Total
SKN	2	25	25	20	23	12	105
DMA	3	21	18	25	25	15	104
Set duration		0:23	0:24	0:24	0:35	0:19	2:05




SKN • St.Kitts & Nevis



Set

Avg. by set

Rk	No	Name	Running Sets	Faults	Still Sets	Total Attempts	Note
1	9	Matthew James (S)	31	2	53	86	6.20
-	2	Jeffers Ranciato (MB)	-	-	-	-	
-	3	Browne Everson (MB)	-	-	-	-	
-	6	Collins Steadroy (MB)	-	-	-	-	
-	7	Hodge St.Clair (OH)	-	-	-	-	
-	8	Davis Lancret (MB)	-	-	-	-	
-	12	Seabrooks Shawn (OH)	-	-	1	1	
-	14	Liburd Jason (OP)	-	-	-	-	
-	15	Jeffers Rohan (OH)	-	-	-	-	
-	16	Percival Kemoy (L)	-	-	1	1	
Others			-	-	-	-	
Total Team			31	2	55	88	6.20



Reception

Eff. %
Limit: 20.00%

Rk	No	Name	Excellents	Faults	Serve Receptions	Total Attempts	Note
1	16	Percival Kemoy (L)	25	-	7	32	78.13
2	7	Hodge St.Clair (OH)	16	2	15	33	42.42
-	12	Seabrooks Shawn (OH)	12	-	3	15	
-	15	Jeffers Rohan (OH)	3	-	7	10	
-	8	Davis Lancret (MB)	1	-	-	1	
-	9	Matthew James (S)	-	-	1	1	
-	2	Jeffers Ranciato (MB)	-	-	-	-	
-	3	Browne Everson (MB)	-	-	-	-	
-	6	Collins Steadroy (MB)	-	-	-	-	
-	14	Liburd Jason (OP)	-	-	-	-	
Others			-	-	-	-	
Total Team			57	2	33	92	59.78





P-3 VOLLEYBALL • Match players ranking




World Championship Qualifiers Group E Males
Preliminary Round

Match: 5 **Date:** 8/10/2017 **Spectators:** 40
City: St. Lucia
Hall: Beausejour
Match duration: **Start:** 9:33 **End:** 11:49 **Total:** 2:16

Teams	Sets	1	2	3	4	5	Total
SKN	2	25	25	20	23	12	105
DMA	3	21	18	25	25	15	104
Set duration		0:23	0:24	0:24	0:35	0:19	2:05


DMA • Dominica



Spike

Succ. %
Limit: 15.00%

Rk	No	Name	Spikes	Faults	Shots	Total Attempts	Note
1	2	Florent Yhan (MB)	16	8	10	34	47.06
2	6	George Kerwin (OH)	10	4	12	26	38.46
3	10	Toussaint David (OH)	9	8	7	24	37.50
-	4	John Lewis Kershaskie (MB)	11	-	2	13	
-	1	Joseph Ronnel (MB)	9	-	3	12	
-	7	Robinson Ray (S)	1	1	6	8	
-	5	Seraphine Julian (OP)	3	2	2	7	
-	3	Peter Jelani (OH)	1	-	1	2	
-	8	George Kairan	-	-	-	-	
-	11	Honore Lennon (L)	-	-	-	-	
Others			-	-	-	-	
Total Team			60	23	43	126	47.62



Block

Avg. by set

Rk	No	Name	Kill Blocks	Faults	Rebounds	Total Attempts	Note
1	2	Florent Yhan (MB)	6	8	5	19	1.20
2	4	John Lewis Kershaskie (MB)	2	1	3	6	0.40
3	1	Joseph Ronnel (MB)	1	5	1	7	0.20
-	3	Peter Jelani (OH)	-	-	-	-	
-	8	George Kairan	-	-	-	-	
-	11	Honore Lennon (L)	-	-	-	-	
-	5	Seraphine Julian (OP)	-	1	1	2	
-	10	Toussaint David (OH)	-	6	4	10	
-	6	George Kerwin (OH)	-	2	1	3	
-	7	Robinson Ray (S)	-	4	2	6	
Others			-	-	-	-	
Total Team			9	27	17	53	1.80





P-3 VOLLEYBALL • Match players ranking




World Championship Qualifiers Group E Males
Preliminary Round


Match: 5 **Date:** 8/10/2017 **Spectators:** 40
City: St. Lucia
Hall: Beausejour
Match duration: **Start:** 9:33 **End:** 11:49 **Total:** 2:16

Teams	Sets	1	2	3	4	5	Total
SKN	2	25	25	20	23	12	105
DMA	3	21	18	25	25	15	104
Set duration		0:23	0:24	0:24	0:35	0:19	2:05

DMA • Dominica

		Rk	No	Name	Aces	Faults	Serve Hits	Total Attempts	Note
		1	2	Florent Yhan (MB)	1	-	15	16	0.20
		1	7	Robinson Ray (S)	1	-	25	26	0.20
		-	8	George Kairan	-	-	-	-	
		-	11	Honore Lennon (L)	-	-	-	-	
		-	6	George Kerwin (OH)	-	1	18	19	
		-	1	Joseph Ronnel (MB)	-	1	11	12	
		-	5	Seraphine Julian (OP)	-	1	6	7	
		-	4	John Lewis Kershaskie (MB)	-	2	11	13	
		-	10	Toussaint David (OH)	-	4	4	8	
		-	3	Peter Jelani (OH)	-	1	-	1	
Others					-	-	-	-	
Total Team					2	10	90	102	0.40
Avg. by set									

Team	Opponent errors & Team faults	Aces	Faults	Serve Hits	Total Attempts	Note
		33	14		47	

		Rk	No	Name	Digs	Faults	Receptions	Total Attempts	Note
		1	6	George Kerwin (OH)	6	4	5	15	1.20
		2	2	Florent Yhan (MB)	5	4	13	22	1.00
		3	10	Toussaint David (OH)	3	3	4	10	0.60
		4	11	Honore Lennon (L)	2	4	8	14	0.40
		5	7	Robinson Ray (S)	1	6	15	22	0.20
		5	1	Joseph Ronnel (MB)	1	2	2	5	0.20
		-	3	Peter Jelani (OH)	-	-	-	-	
		-	4	John Lewis Kershaskie (MB)	-	-	2	2	
		-	8	George Kairan	-	-	-	-	
		-	5	Seraphine Julian (OP)	-	2	5	7	
Others					-	-	-	-	
Total Team					18	25	54	97	3.60
Avg. by set									





P-3 VOLLEYBALL • Match players ranking




World Championship Qualifiers Group E Males
Preliminary Round


Match: 5 **Date:** 8/10/2017 **Spectators:** 40
City: St. Lucia
Hall: Beausejour
Match duration: **Start:** 9:33 **End:** 11:49 **Total:** 2:16

Teams	Sets	1	2	3	4	5	Total
SKN	2	25	25	20	23	12	105
DMA	3	21	18	25	25	15	104
Set duration		0:23	0:24	0:24	0:35	0:19	2:05

DMA • Dominica

 Set	Rk	No	Name	Running Sets	Faults	Still Sets	Total Attempts	Note
	1	7	Robinson Ray (S)	59	1	36	96	11.80
	-	1	Joseph Ronnel (MB)	-	-	-	-	
	-	2	Florent Yhan (MB)	-	-	-	-	
	-	3	Peter Jelani (OH)	-	-	-	-	
	-	4	John Lewis Kershaskie (MB)	-	-	-	-	
	-	6	George Kerwin (OH)	-	-	-	-	
	-	8	George Kairan	-	-	-	-	
	-	10	Toussaint David (OH)	-	-	1	1	
	-	11	Honore Lennon (L)	-	-	-	-	
-	5	Seraphine Julian (OP)	-	2	2	4		
Others				-	-	-	-	
Total Team				59	3	39	101	11.80

Avg. by set

 Reception	Rk	No	Name	Excellents	Faults	Serve Receptions	Total Attempts	Note
	1	2	Florent Yhan (MB)	18	1	8	27	62.96
	2	11	Honore Lennon (L)	16	2	5	23	60.87
	-	6	George Kerwin (OH)	14	-	3	17	
	-	5	Seraphine Julian (OP)	12	-	4	16	
	-	10	Toussaint David (OH)	5	-	6	11	
	-	1	Joseph Ronnel (MB)	2	-	-	2	
	-	7	Robinson Ray (S)	1	-	1	2	
	-	3	Peter Jelani (OH)	1	-	-	1	
	-	8	George Kairan	1	-	-	1	
-	4	John Lewis Kershaskie (MB)	-	-	-	-		
Others				-	-	-	-	
Total Team				70	3	27	100	67.00

Eff. %
Limit: 20.00%

