



P-3 VOLLEYBALL • Match players ranking




World Championship Qualifiers Group E Males
Finals (Places 3-4)

Match: 7 **Date:** 8/10/2017 **Spectators:** 100
City: ST. LUCIA
Hall: BEAUSEJOUR
Match duration: **Start:** 19:37 **End:** 21:58 **Total:** 2:21

Teams	Sets	1	2	3	4	5	Total
ANT	3	24	25	25	25	15	114
SKN	2	26	27	20	19	9	101
Set duration		0:25	0:32	0:27	0:27	0:18	2:09




ANT • Antigua & Barbuda



Spike

Succ. %
Limit: 15.00%

Rk	No	Name	Spikes	Faults	Shots	Total Attempts	Note
1	9	Roberts Xavier (OP)	17	3	7	27	62.96
2	4	Thomas Collin (OH)	16	2	8	26	61.54
3	1	James Jamarie (OH)	15	6	14	35	42.86
-	7	Cabrall Kylon (OP)	12	2	4	18	
-	2	Richards Ronel (MB)	7	4	6	17	
-	10	Garian Lindsay (MB)	3	4	2	9	
-	11	Joseph Olsen (S)	-	1	-	1	
-	5	Auguiste Yashid (L)	-	-	-	-	
-	6	Constant Adrian (OP)	-	-	-	-	
-	8	Davis Cairon (MB)	-	-	-	-	
Others			-	-	-	-	
Total Team			70	22	41	133	52.63



Block

Avg. by set

Rk	No	Name	Kill Blocks	Faults	Rebounds	Total Attempts	Note
1	2	Richards Ronel (MB)	2	2	6	10	0.40
1	9	Roberts Xavier (OP)	2	1	2	5	0.40
1	7	Cabrall Kylon (OP)	2	4	2	8	0.40
1	4	Thomas Collin (OH)	2	11	7	20	0.40
5	1	James Jamarie (OH)	1	-	3	4	0.20
-	5	Auguiste Yashid (L)	-	-	-	-	
-	6	Constant Adrian (OP)	-	-	-	-	
-	8	Davis Cairon (MB)	-	-	-	-	
-	10	Garian Lindsay (MB)	-	4	5	9	
-	11	Joseph Olsen (S)	-	1	1	2	
Others			-	-	-	-	
Total Team			9	23	26	58	1.80





P-3 VOLLEYBALL • Match players ranking




World Championship Qualifiers Group E Males
Finals (Places 3-4)

Match: 7 **Date:** 8/10/2017 **Spectators:** 100
City: ST. LUCIA
Hall: BEAUSEJOUR
Match duration: **Start:** 19:37 **End:** 21:58 **Total:** 2:21

Teams	Sets	1	2	3	4	5	Total
ANT	3	24	25	25	25	15	114
SKN	2	26	27	20	19	9	101
Set duration		0:25	0:32	0:27	0:27	0:18	2:09



ANT • Antigua & Barbuda




Serve

Avg. by set

Rk	No	Name	Aces	Faults	Serve Hits	Total Attempts	Note
1	1	James Jamarie (OH)	4	1	10	15	0.80
2	9	Roberts Xavier (OP)	1	-	22	23	0.20
2	4	Thomas Collin (OH)	1	1	24	26	0.20
2	2	Richards Ronel (MB)	1	1	14	16	0.20
2	7	Cabrall Kylon (OP)	1	3	6	10	0.20
-	5	Auguiste Yashid (L)	-	-	-	-	
-	6	Constant Adrian (OP)	-	-	-	-	
-	8	Davis Cairon (MB)	-	-	-	-	
-	11	Joseph Olsen (S)	-	-	9	9	
-	10	Garian Lindsay (MB)	-	1	10	11	
Others			-	-	-	-	
Total Team			8	7	95	110	1.60

Team

Opponent errors & Team faults	26	25		51	
-------------------------------	----	----	--	----	--



Dig

Avg. by set

Rk	No	Name	Digs	Faults	Receptions	Total Attempts	Note
1	5	Auguiste Yashid (L)	6	5	20	31	1.20
2	4	Thomas Collin (OH)	4	3	9	16	0.80
3	1	James Jamarie (OH)	3	1	2	6	0.60
4	10	Garian Lindsay (MB)	2	3	6	11	0.40
5	9	Roberts Xavier (OP)	1	2	10	13	0.20
-	6	Constant Adrian (OP)	-	-	-	-	
-	8	Davis Cairon (MB)	-	-	-	-	
-	2	Richards Ronel (MB)	-	1	5	6	
-	7	Cabrall Kylon (OP)	-	3	4	7	
-	11	Joseph Olsen (S)	-	3	2	5	
Others			-	-	-	-	
Total Team			16	21	58	95	3.20





P-3 VOLLEYBALL • Match players ranking




World Championship Qualifiers Group E Males
Finals (Places 3-4)

Match: 7 **Date:** 8/10/2017 **Spectators:** 100
City: ST. LUCIA
Hall: BEAUSEJOUR
Match duration: **Start:** 19:37 **End:** 21:58 **Total:** 2:21

Teams	Sets	1	2	3	4	5	Total
ANT	3	24	25	25	25	15	114
SKN	2	26	27	20	19	9	101
Set duration		0:25	0:32	0:27	0:27	0:18	2:09




ANT • Antigua & Barbuda



Set

Avg. by set

Rk	No	Name	Running Sets	Faults	Still Sets	Total Attempts	Note
1	11	Joseph Olsen (S)	34	-	18	52	6.80
2	4	Thomas Collin (OH)	25	-	31	56	5.00
3	5	Auguste Yashid (L)	1	-	-	1	0.20
-	1	James Jamarie (OH)	-	-	3	3	
-	2	Richards Ronel (MB)	-	-	1	1	
-	6	Constant Adrian (OP)	-	-	-	-	
-	7	Cabrall Kylon (OP)	-	-	2	2	
-	8	Davis Cairon (MB)	-	-	-	-	
-	10	Garian Lindsay (MB)	-	-	3	3	
-	9	Roberts Xavier (OP)	-	1	-	1	
Others			-	-	-	-	
Total Team			60	1	58	119	12.00



Reception

Eff. %
Limit: 20.00%

Rk	No	Name	Excellents	Faults	Serve Receptions	Total Attempts	Note
1	5	Auguste Yashid (L)	42	1	15	58	70.69
-	9	Roberts Xavier (OP)	8	1	6	15	
-	4	Thomas Collin (OH)	5	-	3	8	
-	1	James Jamarie (OH)	4	-	3	7	
-	7	Cabrall Kylon (OP)	5	-	2	7	
-	10	Garian Lindsay (MB)	1	-	1	2	
-	2	Richards Ronel (MB)	-	-	-	-	
-	6	Constant Adrian (OP)	-	-	-	-	
-	8	Davis Cairon (MB)	-	-	-	-	
-	11	Joseph Olsen (S)	-	-	-	-	
Others			-	-	-	-	
Total Team			65	2	30	97	64.95





P-3 VOLLEYBALL • Match players ranking




World Championship Qualifiers Group E Males
Finals (Places 3-4)

Match: 7 **Date:** 8/10/2017 **Spectators:** 100
City: ST. LUCIA
Hall: BEAUSEJOUR
Match duration: **Start:** 19:37 **End:** 21:58 **Total:** 2:21

Teams	Sets	1	2	3	4	5	Total
ANT	3	24	25	25	25	15	114
SKN	2	26	27	20	19	9	101
Set duration		0:25	0:32	0:27	0:27	0:18	2:09




SKN • St.Kitts & Nevis



Spike

Succ. %
Limit: 15.00%

Rk	No	Name	Spikes	Faults	Shots	Total Attempts	Note
1	15	Jeffers Rohan (OH)	14	2	8	24	58.33
2	14	Liburd Jason (OP)	13	4	8	25	52.00
3	12	Seabrooks Shawn (OH)	30	7	25	62	48.39
-	2	Jeffers Ranciato (MB)	2	1	3	6	
-	3	Browne Everson (MB)	-	-	1	1	
-	6	Collins Steadroy (MB)	-	-	-	-	
-	7	Hodge St.Clair (OH)	-	-	-	-	
-	8	Davis Lancret (MB)	-	-	-	-	
-	9	Matthew James (S)	-	-	-	-	
-	16	Percival Kemoy (L)	-	-	-	-	
Others			-	-	-	-	
Total Team			59	14	45	118	50.00



Block

Avg. by set

Rk	No	Name	Kill Blocks	Faults	Rebounds	Total Attempts	Note
1	2	Jeffers Ranciato (MB)	4	9	3	16	0.80
2	14	Liburd Jason (OP)	2	8	2	12	0.40
3	12	Seabrooks Shawn (OH)	1	4	8	13	0.20
3	3	Browne Everson (MB)	1	9	3	13	0.20
-	6	Collins Steadroy (MB)	-	-	-	-	
-	7	Hodge St.Clair (OH)	-	-	-	-	
-	8	Davis Lancret (MB)	-	-	-	-	
-	16	Percival Kemoy (L)	-	-	-	-	
-	9	Matthew James (S)	-	9	7	16	
-	15	Jeffers Rohan (OH)	-	2	-	2	
Others			-	-	-	-	
Total Team			8	41	23	72	1.60





P-3 VOLLEYBALL • Match players ranking



World Championship Qualifiers Group E Males
Finals (Places 3-4)

Match: 7 **Date:** 8/10/2017 **Spectators:** 100
City: ST. LUCIA
Hall: BEAUSEJOUR
Match duration: Start: 19:37 End: 21:58 Total: 2:21

Teams	Sets	1	2	3	4	5	Total
ANT	3	24	25	25	25	15	114
SKN	2	26	27	20	19	9	101
Set duration		0:25	0:32	0:27	0:27	0:18	2:09



SKN • St.Kitts & Nevis

Rk	No	Name	Aces	Faults	Serve Hits	Total Attempts	Note
1	3	Browne Everson (MB)	1	-	18	19	0.20
1	14	Liburd Jason (OP)	1	-	13	14	0.20
1	9	Matthew James (S)	1	3	14	18	0.20
-	2	Jeffers Ranciato (MB)	-	-	20	20	
-	6	Collins Steadroy (MB)	-	-	-	-	
-	7	Hodge St.Clair (OH)	-	-	-	-	
-	8	Davis Lancret (MB)	-	-	-	-	
-	12	Seabrooks Shawn (OH)	-	-	16	16	
-	15	Jeffers Rohan (OH)	-	-	15	15	
-	16	Percival Kemoy (L)	-	-	-	-	
Others			-	-	-	-	
Total Team			3	3	96	102	0.60

Serve

Avg. by set

Team	Opponent errors & Team faults	Aces	Faults	Serve Hits	Total Attempts	Note
	Opponent errors & Team faults	31	20		51	

Rk	No	Name	Digs	Faults	Receptions	Total Attempts	Note
1	16	Percival Kemoy (L)	8	5	14	27	1.60
2	12	Seabrooks Shawn (OH)	1	1	11	13	0.20
2	14	Liburd Jason (OP)	1	4	10	15	0.20
2	9	Matthew James (S)	1	6	13	20	0.20
-	6	Collins Steadroy (MB)	-	-	-	-	
-	7	Hodge St.Clair (OH)	-	-	-	-	
-	8	Davis Lancret (MB)	-	-	-	-	
-	15	Jeffers Rohan (OH)	-	3	8	11	
-	2	Jeffers Ranciato (MB)	-	2	4	6	
-	3	Browne Everson (MB)	-	4	3	7	
Others			-	-	-	-	
Total Team			11	25	63	99	2.20

Dig

Avg. by set





P-3 VOLLEYBALL • Match players ranking




World Championship Qualifiers Group E Males
Finals (Places 3-4)

Match: 7 **Date:** 8/10/2017 **Spectators:** 100
City: ST. LUCIA
Hall: BEAUSEJOUR
Match duration: **Start:** 19:37 **End:** 21:58 **Total:** 2:21

Teams	Sets	1	2	3	4	5	Total
ANT	3	24	25	25	25	15	114
SKN	2	26	27	20	19	9	101
Set duration		0:25	0:32	0:27	0:27	0:18	2:09




SKN • St.Kitts & Nevis



Set

Avg. by set

Rk	No	Name	Running Sets	Faults	Still Sets	Total Attempts	Note
1	9	Matthew James (S)	32	3	61	96	6.40
-	2	Jeffers Ranciato (MB)	-	-	1	1	
-	3	Browne Everson (MB)	-	-	1	1	
-	6	Collins Steadroy (MB)	-	-	-	-	
-	7	Hodge St.Clair (OH)	-	-	-	-	
-	8	Davis Lancret (MB)	-	-	-	-	
-	12	Seabrooks Shawn (OH)	-	-	-	-	
-	15	Jeffers Rohan (OH)	-	-	-	-	
-	16	Percival Kemoy (L)	-	-	1	1	
-	14	Liburd Jason (OP)	-	1	1	2	
Others			-	-	-	-	
Total Team			32	4	65	101	6.40



Reception

Eff. %
Limit: 20.00%

Rk	No	Name	Excellents	Faults	Serve Receptions	Total Attempts	Note
1	16	Percival Kemoy (L)	27	1	14	42	61.90
2	15	Jeffers Rohan (OH)	15	1	18	34	41.18
-	12	Seabrooks Shawn (OH)	5	3	10	18	
-	3	Browne Everson (MB)	3	-	-	3	
-	2	Jeffers Ranciato (MB)	1	-	1	2	
-	6	Collins Steadroy (MB)	-	-	-	-	
-	7	Hodge St.Clair (OH)	-	-	-	-	
-	8	Davis Lancret (MB)	-	-	-	-	
-	9	Matthew James (S)	-	-	-	-	
-	14	Liburd Jason (OP)	-	1	1	2	
Others			-	-	-	-	
Total Team			51	6	44	101	44.55

