



# P-3 VOLLEYBALL • Match players ranking




ECVA-NORCECA WORLD QUALIFIERS GROUP  
FINALS (Places 1-2)

**Match:** 8    **Date:** 9/11/2016    **Spectators:** 200  
**City:** ST.JOHN'S, ANTIGUA  
**Hall:** YMCA  
**Match duration:** Start: 21:00 End: 23:00 Total: 2:00

Teams	Sets	1	2	3	4	5	Total
<b>ANT</b>	<b>3</b>	25	22	33	25		105
<b>AGU</b>	<b>1</b>	18	25	31	13		87
<b>Set duration</b>		0:26	0:27	0:37	0:21		1:51




## ANT • ANTIGUA & BARBUDA



**Spike**

Succ. %  
Limit: 15.00%

Rk	No	Name	Spikes	Faults	Shots	Total Attempts	Note
1	4	Thomas Collin	18	6	15	39	46.15
2	9	Constant Adrian	12	7	15	34	35.29
3	3	RICHARDS PAUL	7	6	19	32	21.88
-	2	RICHARDS RONEL	4	2	4	10	
-	11	JOSEPH OLSEN	-	1	6	7	
-	7	CABRALL KYLON	2	1	1	4	
-	6	Auguiste Yashid	-	-	3	3	
-	5	HAMILTON MICHAEL	-	-	1	1	
-	8	JENKINS ITIRO	1	-	-	1	
-	1	Rouse Dave	-	-	-	-	
-	10	MATHURIN ERWIN	-	-	-	-	
-	12	LEE AMOY	-	-	-	-	
<b>Others</b>			-	-	-	-	
<b>Total Team</b>			44	23	64	131	33.59



**Block**

Avg. by set

Rk	No	Name	Kill Blocks	Faults	Rebounds	Total Attempts	Note
1	3	RICHARDS PAUL	6	4	1	11	1.50
2	4	Thomas Collin	2	1	1	4	0.50
2	9	Constant Adrian	2	2	1	5	0.50
2	2	RICHARDS RONEL	2	5	4	11	0.50
-	1	Rouse Dave	-	-	-	-	
-	5	HAMILTON MICHAEL	-	-	-	-	
-	6	Auguiste Yashid	-	-	-	-	
-	10	MATHURIN ERWIN	-	-	-	-	
-	11	JOSEPH OLSEN	-	-	7	7	
-	12	LEE AMOY	-	-	-	-	
-	7	CABRALL KYLON	-	1	2	3	
-	8	JENKINS ITIRO	-	2	2	4	
<b>Others</b>			-	-	-	-	
<b>Total Team</b>			12	15	18	45	3.00





# P-3 VOLLEYBALL • Match players ranking




## ECVA-NORCECA WORLD QUALIFIERS GROUP FINALS (Places 1-2)

**Match:** 8    **Date:** 9/11/2016    **Spectators:** 200  
**City:** ST.JOHN'S, ANTIGUA  
**Hall:** YMCA  
**Match duration:** Start: 21:00 End: 23:00 Total: 2:00

Teams	Sets	1	2	3	4	5	Total
<b>ANT</b>	<b>3</b>	25	22	33	25		105
<b>AGU</b>	<b>1</b>	18	25	31	13		87
<b>Set duration</b>		0:26	0:27	0:37	0:21		1:51



### ANT • ANTIGUA & BARBUDA




**Serve**

Avg. by set

Rk	No	Name	Aces	Faults	Serve Hits	Total Attempts	Note
1	4	Thomas Collin	4	-	23	27	1.00
2	9	Constant Adrian	2	3	10	15	0.50
2	3	RICHARDS PAUL	2	5	11	18	0.50
-	1	Rouse Dave	-	-	-	-	
-	5	HAMILTON MICHAEL	-	-	-	-	
-	6	Auguiste Yashid	-	-	-	-	
-	10	MATHURIN ERWIN	-	-	-	-	
-	12	LEE AMOY	-	-	-	-	
-	11	JOSEPH OLSEN	-	1	12	13	
-	2	RICHARDS RONEL	-	1	11	12	
-	7	CABRALL KYLON	-	2	9	11	
-	8	JENKINS ITIRO	-	2	6	8	
<b>Others</b>			-	-	-	-	
<b>Total Team</b>			8	14	82	104	2.00

**Team**

Opponent errors & Team faults	41	14		55	
-------------------------------	----	----	--	----	--



**Dig**

Avg. by set

Rk	No	Name	Digs	Faults	Receptions	Total Attempts	Note
1	4	Thomas Collin	9	2	7	18	2.25
2	6	Auguiste Yashid	6	1	3	10	1.50
2	5	HAMILTON MICHAEL	6	1	1	8	1.50
4	11	JOSEPH OLSEN	3	2	5	10	0.75
4	3	RICHARDS PAUL	3	3	-	6	0.75
6	9	Constant Adrian	2	4	3	9	0.50
7	7	CABRALL KYLON	1	1	2	4	0.25
7	8	JENKINS ITIRO	1	1	-	2	0.25
-	1	Rouse Dave	-	-	-	-	
-	2	RICHARDS RONEL	-	-	2	2	
-	10	MATHURIN ERWIN	-	-	-	-	
-	12	LEE AMOY	-	-	-	-	
<b>Others</b>			-	-	-	-	
<b>Total Team</b>			31	15	23	69	7.75





# P-3 VOLLEYBALL • Match players ranking




## ECVA-NORCECA WORLD QUALIFIERS GROUP FINALS (Places 1-2)

**Match:** 8    **Date:** 9/11/2016    **Spectators:** 200  
**City:** ST.JOHN'S, ANTIGUA  
**Hall:** YMCA  
**Match duration:** Start: 21:00 End: 23:00 Total: 2:00

Teams	Sets	1	2	3	4	5	Total
<b>ANT</b>	<b>3</b>	25	22	33	25		105
<b>AGU</b>	<b>1</b>	18	25	31	13		87
<b>Set duration</b>		0:26	0:27	0:37	0:21		1:51




### ANT • ANTIGUA & BARBUDA



**Set**

Avg. by set

Rk	No	Name	Running Sets	Faults	Still Sets	Total Attempts	Note
1	11	JOSEPH OLSEN	37	5	64	106	9.25
2	2	RICHARDS RONEL	2	-	1	3	0.50
2	5	HAMILTON MICHAEL	2	-	-	2	0.50
2	6	Auguiste Yashid	2	-	-	2	0.50
5	8	JENKINS ITIRO	1	-	-	1	0.25
-	1	Rouse Dave	-	-	-	-	
-	3	RICHARDS PAUL	-	-	-	-	
-	4	Thomas Collin	-	-	3	3	
-	7	CABRALL KYLON	-	-	-	-	
-	9	Constant Adrian	-	-	1	1	
-	10	MATHURIN ERWIN	-	-	-	-	
-	12	LEE AMOY	-	-	-	-	
<b>Others</b>			-	-	-	-	
<b>Total Team</b>			44	5	69	118	11.00



**Reception**

Eff. %  
Limit: 20.00%

Rk	No	Name	Excellents	Faults	Serve Receptions	Total Attempts	Note
1	4	Thomas Collin	15	-	5	20	75.00
2	5	HAMILTON MICHAEL	26	1	8	35	71.43
-	3	RICHARDS PAUL	12	-	4	16	
-	6	Auguiste Yashid	9	-	1	10	
-	1	Rouse Dave	-	-	-	-	
-	2	RICHARDS RONEL	-	-	-	-	
-	7	CABRALL KYLON	-	-	-	-	
-	8	JENKINS ITIRO	-	-	-	-	
-	9	Constant Adrian	-	-	-	-	
-	10	MATHURIN ERWIN	-	-	-	-	
-	11	JOSEPH OLSEN	-	-	-	-	
-	12	LEE AMOY	-	-	-	-	
<b>Others</b>			-	-	-	-	
<b>Total Team</b>			62	1	18	81	75.31





# P-3 VOLLEYBALL • Match players ranking




ECVA-NORCECA WORLD QUALIFIERS GROUP  
 FINALS (Places 1-2)

**Match:** 8    **Date:** 9/11/2016    **Spectators:** 200  
**City:** ST.JOHN'S, ANTIGUA  
**Hall:** YMCA  
**Match duration:** Start: 21:00 End: 23:00 Total: 2:00

Teams	Sets	1	2	3	4	5	Total
<b>ANT</b>	<b>3</b>	25	22	33	25		105
<b>AGU</b>	<b>1</b>	18	25	31	13		87
<b>Set duration</b>		0:26	0:27	0:37	0:21		1:51




## AGU • ANGUILLA



**Spike**

Succ. %  
Limit: 15.00%

Rk	No	Name	Spikes	Faults	Shots	Total Attempts	Note
1	4	Samuel Calvin	12	6	16	34	35.29
2	7	Richardson Sherwin	12	12	16	40	30.00
-	1	Connor Ian	3	1	7	11	
-	3	Webster Daren	6	-	4	10	
-	6	Frank ALdus	1	3	6	10	
-	5	Lawrence Jelani	3	1	5	9	
-	8	Gumbs Kevin	-	-	4	4	
-	9	Jones Rakeem	-	-	2	2	
-	2	Hamilton Omari	-	2	-	2	
-	10	Richardson Aristo	-	-	-	-	
<b>Others</b>			-	-	-	-	
<b>Total Team</b>			37	25	60	122	30.33



**Block**

Avg. by set

Rk	No	Name	Kill Blocks	Faults	Rebounds	Total Attempts	Note
1	6	Frank ALdus	3	1	5	9	0.75
2	5	Lawrence Jelani	2	1	6	9	0.50
2	1	Connor Ian	2	2	3	7	0.50
4	7	Richardson Sherwin	1	3	4	8	0.25
-	2	Hamilton Omari	-	-	-	-	
-	8	Gumbs Kevin	-	-	-	-	
-	9	Jones Rakeem	-	-	-	-	
-	10	Richardson Aristo	-	-	-	-	
-	4	Samuel Calvin	-	3	7	10	
-	3	Webster Daren	-	5	4	9	
<b>Others</b>			-	-	-	-	
<b>Total Team</b>			8	15	29	52	2.00





# P-3 VOLLEYBALL • Match players ranking




## ECVA-NORCECA WORLD QUALIFIERS GROUP FINALS (Places 1-2)

**Match:** 8    **Date:** 9/11/2016    **Spectators:** 200  
**City:** ST.JOHN'S, ANTIGUA  
**Hall:** YMCA  
**Match duration:** Start: 21:00 End: 23:00 Total: 2:00

Teams	Sets	1	2	3	4	5	Total
<b>ANT</b>	<b>3</b>	25	22	33	25		105
<b>AGU</b>	<b>1</b>	18	25	31	13		87
<b>Set duration</b>		0:26	0:27	0:37	0:21		1:51



### AGU • ANGUILLA



**Serve**

Avg. by set

Rk	No	Name	Aces	Faults	Serve Hits	Total Attempts	Note
1	5	Lawrence Jelani	2	1	13	16	0.50
2	1	Connor Ian	1	1	17	19	0.25
-	2	Hamilton Omari	-	-	-	-	
-	4	Samuel Calvin	-	-	13	13	
-	7	Richardson Sherwin	-	-	11	11	
-	8	Gumbs Kevin	-	-	-	-	
-	9	Jones Rakeem	-	-	2	2	
-	10	Richardson Aristo	-	-	-	-	
-	3	Webster Daren	-	1	12	13	
-	6	Frank ALdus	-	2	12	14	
<b>Others</b>			-	-	-	-	
<b>Total Team</b>			3	5	80	88	0.75

**Team**

Opponent errors & Team faults	39	30		69	
-------------------------------	----	----	--	----	--



**Dig**

Avg. by set

Rk	No	Name	Digs	Faults	Receptions	Total Attempts	Note
1	7	Richardson Sherwin	5	2	7	14	1.25
2	8	Gumbs Kevin	4	3	7	14	1.00
3	1	Connor Ian	3	5	2	10	0.75
3	3	Webster Daren	3	4	1	8	0.75
5	4	Samuel Calvin	2	2	5	9	0.50
6	6	Frank ALdus	1	-	2	3	0.25
6	5	Lawrence Jelani	1	3	1	5	0.25
-	2	Hamilton Omari	-	-	-	-	
-	9	Jones Rakeem	-	-	1	1	
-	10	Richardson Aristo	-	-	-	-	
<b>Others</b>			-	-	-	-	
<b>Total Team</b>			19	19	26	64	4.75





# P-3 VOLLEYBALL • Match players ranking




## ECVA-NORCECA WORLD QUALIFIERS GROUP FINALS (Places 1-2)

Match: 8 Date: 9/11/2016 Spectators: 200  
 City: ST.JOHN'S, ANTIGUA  
 Hall: YMCA  
 Match duration: Start: 21:00 End: 23:00 Total: 2:00

Teams	Sets	1	2	3	4	5	Total
ANT	3	25	22	33	25		105
AGU	1	18	25	31	13		87
Set duration		0:26	0:27	0:37	0:21		1:51




### AGU • ANGUILLA



**Set**

Avg. by set

Rk	No	Name	Running Sets	Faults	Still Sets	Total Attempts	Note
1	1	Connor Ian	38	5	50	93	9.50
2	7	Richardson Sherwin	4	-	2	6	1.00
3	3	Webster Daren	1	-	1	2	0.25
3	6	Frank ALdus	1	-	-	1	0.25
3	4	Samuel Calvin	1	1	-	2	0.25
3	5	Lawrence Jelani	1	1	-	2	0.25
-	2	Hamilton Omari	-	-	-	-	
-	8	Gumbs Kevin	-	-	1	1	
-	9	Jones Rakeem	-	-	-	-	
-	10	Richardson Aristo	-	-	-	-	
<b>Others</b>			-	-	-	-	
<b>Total Team</b>			46	7	54	107	11.50



**Reception**

Eff. %  
Limit: 20.00%

Rk	No	Name	Excellents	Faults	Serve Receptions	Total Attempts	Note
1	8	Gumbs Kevin	26	1	12	39	64.10
2	7	Richardson Sherwin	11	2	6	19	47.37
-	4	Samuel Calvin	10	1	4	15	
-	5	Lawrence Jelani	8	-	3	11	
-	3	Webster Daren	-	-	2	2	
-	9	Jones Rakeem	-	-	2	2	
-	1	Connor Ian	-	-	-	-	
-	2	Hamilton Omari	-	-	-	-	
-	6	Frank ALdus	-	-	-	-	
-	10	Richardson Aristo	-	-	-	-	
<b>Others</b>			-	-	-	-	
<b>Total Team</b>			55	4	29	88	57.95

