



P-3 VOLLEYBALL • Match players ranking




ECVA Men's World Qualifiers Group B
 Finals (Places 1-2)

Match: 8 **Date:** 8/21/2016 **Spectators:** 50
City: ST.GEORGES
Hall: LA BORIE
Match duration: Start: 21:09 End: 22:27 Total: 1:18

Teams	Sets	1	2	3	4	5	Total
VIN	0	19	22	22			63
SKN	3	25	25	25			75
Set duration		0:24	0:23	0:25			1:12




VIN • Saint Vincent



Spike

Succ. %
Limit: 15.00%

Rk	No	Name	Spikes	Faults	Shots	Total Attempts	Note
1	2	Franklyn Asmond (OH)	9	2	6	17	52.94
2	10	Franklyn Ronaldo (OP)	8	4	4	16	50.00
3	3	Franklyn Cassius (OH)	8	4	9	21	38.10
-	5	Thomas Marcus (MB)	5	3	2	10	
-	11	Welcome Delshun (OP)	1	1	3	5	
-	9	Smart Brendon (MB)	4	-	-	4	
-	7	Caine Shevron (S)	-	-	1	1	
-	1	Lee Kemaul (MB)	-	-	-	-	
-	6	Cupid Marlon (L)	-	-	-	-	
Others			-	-	-	-	
Total Team			35	14	25	74	47.30



Block

Avg. by set

Rk	No	Name	Kill Blocks	Faults	Rebounds	Total Attempts	Note
1	9	Smart Brendon (MB)	3	1	3	7	1.00
2	5	Thomas Marcus (MB)	2	4	4	10	0.67
2	3	Franklyn Cassius (OH)	2	3	-	5	0.67
4	11	Welcome Delshun (OP)	1	1	-	2	0.33
4	7	Caine Shevron (S)	1	2	-	3	0.33
-	6	Cupid Marlon (L)	-	-	-	-	
-	2	Franklyn Asmond (OH)	-	1	2	3	
-	10	Franklyn Ronaldo (OP)	-	2	1	3	
-	1	Lee Kemaul (MB)	-	3	-	3	
Others			-	-	-	-	
Total Team			9	17	10	36	3.00





P-3 VOLLEYBALL • Match players ranking




ECVA Men's World Qualifiers Group B
 Finals (Places 1-2)

Match: 8 **Date:** 8/21/2016 **Spectators:** 50
City: ST.GEORGES
Hall: LA BORIE
Match duration: Start: 21:09 End: 22:27 Total: 1:18

Teams	Sets	1	2	3	4	5	Total
VIN	0	19	22	22			63
SKN	3	25	25	25			75
Set duration		0:24	0:23	0:25			1:12



VIN • Saint Vincent



Serve

Avg. by set

Rk	No	Name	Aces	Faults	Serve Hits	Total Attempts	Note
1	5	Thomas Marcus (MB)	1	2	10	13	0.33
1	2	Franklyn Asmond (OH)	1	2	6	9	0.33
1	3	Franklyn Cassius (OH)	1	3	8	12	0.33
-	1	Lee Kemaull (MB)	-	-	4	4	
-	6	Cupid Marlon (L)	-	-	-	-	
-	10	Franklyn Ronaldo (OP)	-	-	9	9	
-	7	Caine Shevron (S)	-	1	7	8	
-	11	Welcome Delshun (OP)	-	1	6	7	
-	9	Smart Brendon (MB)	-	1	3	4	
Others			-	-	-	-	
Total Team			3	10	53	66	1.00

Team

Opponent errors & Team faults	16	20		36	
-------------------------------	----	----	--	----	--



Dig

Avg. by set

Rk	No	Name	Digs	Faults	Receptions	Total Attempts	Note
1	3	Franklyn Cassius (OH)	1	-	5	6	0.33
1	10	Franklyn Ronaldo (OP)	1	-	2	3	0.33
1	6	Cupid Marlon (L)	1	4	5	10	0.33
-	1	Lee Kemaull (MB)	-	-	-	-	
-	5	Thomas Marcus (MB)	-	-	-	-	
-	7	Caine Shevron (S)	-	-	1	1	
-	2	Franklyn Asmond (OH)	-	1	5	6	
-	9	Smart Brendon (MB)	-	1	-	1	
-	11	Welcome Delshun (OP)	-	2	-	2	
Others			-	-	-	-	
Total Team			3	8	18	29	1.00





P-3 VOLLEYBALL • Match players ranking




ECVA Men's World Qualifiers Group B
 Finals (Places 1-2)

Match: 8 **Date:** 8/21/2016 **Spectators:** 50
City: ST.GEORGES
Hall: LA BORIE
Match duration: Start: 21:09 End: 22:27 Total: 1:18

Teams	Sets	1	2	3	4	5	Total
VIN	0	19	22	22			63
SKN	3	25	25	25			75
Set duration		0:24	0:23	0:25			1:12




VIN • Saint Vincent



Set

Avg. by set

Rk	No	Name	Running Sets	Faults	Still Sets	Total Attempts	Note
1	7	Caine Shevron (S)	25	3	37	65	8.33
2	9	Smart Brendon (MB)	3	-	1	4	1.00
-	1	Lee Kemaull (MB)	-	-	-	-	
-	2	Franklyn Asmond (OH)	-	-	1	1	
-	3	Franklyn Cassius (OH)	-	-	1	1	
-	5	Thomas Marcus (MB)	-	-	1	1	
-	6	Cupid Marlon (L)	-	-	1	1	
-	10	Franklyn Ronaldo (OP)	-	-	3	3	
-	11	Welcome Delshun (OP)	-	-	1	1	
Others			-	-	-	-	
Total Team			28	3	46	77	9.33



Reception

Eff. %
Limit: 20.00%

Rk	No	Name	Excellents	Faults	Serve Receptions	Total Attempts	Note
1	10	Franklyn Ronaldo (OP)	3	-	13	16	18.75
2	3	Franklyn Cassius (OH)	4	1	16	21	14.29
3	6	Cupid Marlon (L)	3	1	12	16	12.50
-	2	Franklyn Asmond (OH)	2	-	4	6	
-	11	Welcome Delshun (OP)	1	1	2	4	
-	1	Lee Kemaull (MB)	-	-	-	-	
-	5	Thomas Marcus (MB)	-	-	-	-	
-	7	Caine Shevron (S)	-	-	-	-	
-	9	Smart Brendon (MB)	-	-	-	-	
Others			-	-	-	-	
Total Team			13	3	47	63	15.87





P-3 VOLLEYBALL • Match players ranking




ECVA Men's World Qualifiers Group B
 Finals (Places 1-2)

Match: 8 **Date:** 8/21/2016 **Spectators:** 50
City: ST.GEORGES
Hall: LA BORIE
Match duration: **Start:** 21:09 **End:** 22:27 **Total:** 1:18

Teams	Sets	1	2	3	4	5	Total
VIN	0	19	22	22			63
SKN	3	25	25	25			75
Set duration		0:24	0:23	0:25			1:12




SKN • Saint Kitts & Nevis



Spike

Succ. %
Limit: 15.00%

Rk	No	Name	Spikes	Faults	Shots	Total Attempts	Note
1	14	Liburd Jason (OP)	9	2	1	12	75.00
2	16	Jeffers Rohan (OH)	8	4	2	14	57.14
3	7	Hodge St Clair(OH)	11	7	12	30	36.67
-	8	Davis Lancret (MB)	5	1	1	7	
-	15	Percival Kemoroy (L)	-	-	2	2	
-	6	Collins Stedroy (OP)	-	-	1	1	
-	2	Jeffers Ranciato (MB)	-	-	-	-	
-	9	James Matthew (S)	-	-	-	-	
-	13	Browne Everson (MB)	-	-	-	-	
Others			-	-	-	-	
Total Team			33	14	19	66	50.00



Block

Avg. by set

Rk	No	Name	Kill Blocks	Faults	Rebounds	Total Attempts	Note
1	14	Liburd Jason (OP)	2	1	1	4	0.67
2	8	Davis Lancret (MB)	1	2	2	5	0.33
2	6	Collins Stedroy (OP)	1	3	1	5	0.33
-	2	Jeffers Ranciato (MB)	-	-	-	-	
-	13	Browne Everson (MB)	-	-	-	-	
-	15	Percival Kemoroy (L)	-	-	-	-	
-	7	Hodge St Clair(OH)	-	1	2	3	
-	9	James Matthew (S)	-	2	4	6	
-	16	Jeffers Rohan (OH)	-	2	1	3	
Others			-	-	-	-	
Total Team			4	11	11	26	1.33





P-3 VOLLEYBALL • Match players ranking




ECVA Men's World Qualifiers Group B
Finals (Places 1-2)

Match: 8 **Date:** 8/21/2016 **Spectators:** 50
City: ST.GEORGES
Hall: LA BORIE
Match duration: **Start:** 21:09 **End:** 22:27 **Total:** 1:18

Teams	Sets	1	2	3	4	5	Total
VIN	0	19	22	22			63
SKN	3	25	25	25			75
Set duration		0:24	0:23	0:25			1:12



SKN • Saint Kitts & Nevis



Serve

Avg. by set

Rk	No	Name	Aces	Faults	Serve Hits	Total Attempts	Note
1	9	James Matthew (S)	2	-	17	19	0.67
1	14	Liburd Jason (OP)	2	2	9	13	0.67
3	6	Collins Stedroy (OP)	1	-	7	8	0.33
3	7	Hodge St Clair(OH)	1	-	9	10	0.33
-	2	Jeffers Ranciato (MB)	-	-	-	-	
-	13	Browne Everson (MB)	-	-	-	-	
-	15	Percival Kemoroy (L)	-	-	-	-	
-	16	Jeffers Rohan (OH)	-	-	14	14	
-	8	Davis Lancret (MB)	-	1	5	6	
Others			-	-	-	-	
Total Team			6	3	61	70	2.00

Team

Opponent errors & Team faults	32	27		59	
-------------------------------	----	----	--	----	--



Dig

Avg. by set

Rk	No	Name	Digs	Faults	Receptions	Total Attempts	Note
1	15	Percival Kemoroy (L)	3	1	12	16	1.00
2	8	Davis Lancret (MB)	1	-	-	1	0.33
2	14	Liburd Jason (OP)	1	-	4	5	0.33
-	2	Jeffers Ranciato (MB)	-	-	-	-	
-	6	Collins Stedroy (OP)	-	-	1	1	
-	7	Hodge St Clair(OH)	-	-	1	1	
-	13	Browne Everson (MB)	-	-	-	-	
-	16	Jeffers Rohan (OH)	-	1	5	6	
-	9	James Matthew (S)	-	1	3	4	
Others			-	-	-	-	
Total Team			5	3	26	34	1.67





P-3 VOLLEYBALL • Match players ranking




ECVA Men's World Qualifiers Group B
 Finals (Places 1-2)

Match: 8 **Date:** 8/21/2016 **Spectators:** 50
City: ST.GEORGES
Hall: LA BORIE
Match duration: Start: 21:09 End: 22:27 Total: 1:18

Teams	Sets	1	2	3	4	5	Total
VIN	0	19	22	22			63
SKN	3	25	25	25			75
Set duration		0:24	0:23	0:25			1:12




SKN • Saint Kitts & Nevis



Set

Avg. by set

Rk	No	Name	Running Sets	Faults	Still Sets	Total Attempts	Note
1	9	James Matthew (S)	10	3	48	61	3.33
2	15	Percival Kemoroy (L)	2	-	-	2	0.67
3	8	Davis Lancret (MB)	1	-	1	2	0.33
-	2	Jeffers Ranciato (MB)	-	-	-	-	
-	6	Collins Stedroy (OP)	-	-	-	-	
-	13	Browne Everson (MB)	-	-	-	-	
-	14	Liburd Jason (OP)	-	-	2	2	
-	16	Jeffers Rohan (OH)	-	-	-	-	
-	7	Hodge St Clair(OH)	-	1	2	3	
Others			-	-	-	-	
Total Team			13	4	53	70	4.33



Reception

Eff. %
 Limit: 20.00%

Rk	No	Name	Excellents	Faults	Serve Receptions	Total Attempts	Note
1	15	Percival Kemoroy (L)	11	1	18	30	33.33
2	7	Hodge St Clair(OH)	6	-	15	21	28.57
-	16	Jeffers Rohan (OH)	-	-	2	2	
-	6	Collins Stedroy (OP)	-	-	1	1	
-	9	James Matthew (S)	-	-	1	1	
-	2	Jeffers Ranciato (MB)	-	-	-	-	
-	8	Davis Lancret (MB)	-	-	-	-	
-	13	Browne Everson (MB)	-	-	-	-	
-	14	Liburd Jason (OP)	-	-	-	-	
Others			-	-	-	-	
Total Team			17	1	37	55	29.09

