



P-3 VOLLEYBALL • Match players ranking




ECVA Women's World Championships Qualifiers GroupA
Preliminary Round

Match: 2 **Date:** 8/6/2016 **Spectators:** 100
City: Phillipsburg
Hall: L.B Scott Auditorium
Match duration: **Start:** 17:00 **End:** 18:23 **Total:** 1:23

Teams	Sets	1	2	3	4	5	Total
IVB	0	8	17	20			45
BER	3	25	25	25			75
Set duration		0:16	0:23	0:27			1:06




IVB • British Virgin Islands



Spike

Succ. %
Limit: 15.00%

Rk	No	Name	Spikes	Faults	Shots	Total Attempts	Note
1	5	Clement Sabinah (MB)	7	3	5	15	46.67
2	8	Mason Dainyah (MB)	5	3	8	16	31.25
3	6	Malone Kirsten (OH)	1	2	6	9	11.11
-	3	Nibbs Tyalia (OP)	1	-	5	6	
-	2	Frett Javlyn (MB)	1	1	2	4	
-	7	Matthew Daijha (S)	-	-	1	1	
-	11	Fahie Shoniqua (OH)	-	-	1	1	
-	1	Barzey Shavique (U)	-	-	-	-	
-	4	Bryan Kernisha (OH)	-	-	-	-	
-	12	Smith Kelaine (OH)	-	-	-	-	
Others			-	-	-	-	
Total Team			15	9	28	52	28.85



Block

Avg. by set

Rk	No	Name	Kill Blocks	Faults	Rebounds	Total Attempts	Note
1	5	Clement Sabinah (MB)	1	-	5	6	0.33
1	8	Mason Dainyah (MB)	1	-	3	4	0.33
-	1	Barzey Shavique (U)	-	-	-	-	
-	4	Bryan Kernisha (OH)	-	-	-	-	
-	11	Fahie Shoniqua (OH)	-	-	-	-	
-	12	Smith Kelaine (OH)	-	-	-	-	
-	6	Malone Kirsten (OH)	-	1	1	2	
-	7	Matthew Daijha (S)	-	3	2	5	
-	2	Frett Javlyn (MB)	-	1	-	1	
-	3	Nibbs Tyalia (OP)	-	1	-	1	
Others			-	-	-	-	
Total Team			2	6	11	19	0.67





P-3 VOLLEYBALL • Match players ranking




ECVA Women's World Championships Qualifiers Group A
Preliminary Round

Match: 2 **Date:** 8/6/2016 **Spectators:** 100
City: Phillipsburg
Hall: L.B Scott Auditorium
Match duration: **Start:** 17:00 **End:** 18:23 **Total:** 1:23

Teams	Sets	1	2	3	4	5	Total
IVB	0	8	17	20			45
BER	3	25	25	25			75
Set duration		0:16	0:23	0:27			1:06



IVB • British Virgin Islands



Serve

Avg. by set

Rk	No	Name	Aces	Faults	Serve Hits	Total Attempts	Note
1	11	Fahie Shoniqua (OH)	2	-	4	6	0.67
2	6	Malone Kirsten (OH)	1	2	5	8	0.33
2	5	Clement Sabinah (MB)	1	2	4	7	0.33
-	1	Barzey Shavique (U)	-	-	-	-	
-	2	Frett Javlyn (MB)	-	-	6	6	
-	3	Nibbs Tyalia (OP)	-	-	6	6	
-	4	Bryan Kernisha (OH)	-	-	-	-	
-	12	Smith Kelaine (OH)	-	-	-	-	
-	8	Mason Dainyah (MB)	-	2	5	7	
-	7	Matthew Daijha (S)	-	4	3	7	
Others			-	-	-	-	
Total Team			4	10	33	47	1.33

Team

Opponent errors & Team faults	24	3		27	
-------------------------------	----	---	--	----	--



Dig

Avg. by set

Rk	No	Name	Digs	Faults	Receptions	Total Attempts	Note
1	5	Clement Sabinah (MB)	5	2	8	15	1.67
2	3	Nibbs Tyalia (OP)	4	1	5	10	1.33
3	8	Mason Dainyah (MB)	3	3	1	7	1.00
4	2	Frett Javlyn (MB)	2	5	2	9	0.67
5	7	Matthew Daijha (S)	1	3	6	10	0.33
5	6	Malone Kirsten (OH)	1	4	4	9	0.33
-	1	Barzey Shavique (U)	-	-	-	-	
-	12	Smith Kelaine (OH)	-	-	-	-	
-	11	Fahie Shoniqua (OH)	-	2	2	4	
-	4	Bryan Kernisha (OH)	-	1	-	1	
Others			-	-	-	-	
Total Team			16	21	28	65	5.33





P-3 VOLLEYBALL • Match players ranking




ECVA Women's World Championships Qualifiers Group A
Preliminary Round

Match: 2 **Date:** 8/6/2016 **Spectators:** 100
City: Phillipsburg
Hall: L.B Scott Auditorium
Match duration: **Start:** 17:00 **End:** 18:23 **Total:** 1:23

Teams	Sets	1	2	3	4	5	Total
IVB	0	8	17	20			45
BER	3	25	25	25			75
Set duration		0:16	0:23	0:27			1:06




IVB • British Virgin Islands



Set

Avg. by set

Rk	No	Name	Running Sets	Faults	Still Sets	Total Attempts	Note
1	7	Matthew Daijha (S)	14	6	28	48	4.67
2	2	Frett Javlyn (MB)	1	1	-	2	0.33
-	1	Barzey Shavique (U)	-	-	-	-	
-	3	Nibbs Tyalia (OP)	-	-	1	1	
-	4	Bryan Kernisha (OH)	-	-	-	-	
-	5	Clement Sabinah (MB)	-	-	6	6	
-	6	Malone Kirsten (OH)	-	-	1	1	
-	8	Mason Dainyah (MB)	-	-	2	2	
-	11	Fahie Shoniqua (OH)	-	-	2	2	
-	12	Smith Kelaine (OH)	-	-	-	-	
Others			-	-	-	-	
Total Team			15	7	40	62	5.00



Reception

Eff. %
Limit: 20.00%

Rk	No	Name	Excellents	Faults	Serve Receptions	Total Attempts	Note
1	6	Malone Kirsten (OH)	7	7	6	20	0.00
-	2	Frett Javlyn (MB)	3	3	4	10	
-	5	Clement Sabinah (MB)	5	1	3	9	
-	8	Mason Dainyah (MB)	1	1	3	5	
-	1	Barzey Shavique (U)	-	-	-	-	
-	4	Bryan Kernisha (OH)	-	-	-	-	
-	7	Matthew Daijha (S)	-	-	-	-	
-	12	Smith Kelaine (OH)	-	-	-	-	
-	3	Nibbs Tyalia (OP)	1	2	2	5	
-	11	Fahie Shoniqua (OH)	1	5	3	9	
Others			-	-	-	-	
Total Team			18	19	21	58	





P-3 VOLLEYBALL • Match players ranking




ECVA Women's World Championships Qualifiers GroupA
Preliminary Round

Match: 2 **Date:** 8/6/2016 **Spectators:** 100
City: Phillipsburg
Hall: L.B Scott Auditorium
Match duration: **Start:** 17:00 **End:** 18:23 **Total:** 1:23

Teams	Sets	1	2	3	4	5	Total
IVB	0	8	17	20			45
BER	3	25	25	25			75
Set duration		0:16	0:23	0:27			1:06




BER • Bermuda



Spike

Succ. %
Limit: 15.00%

Rk	No	Name	Spikes	Faults	Shots	Total Attempts	Note
1	1	Judd Melisa (OH)	7	1	4	12	58.33
2	10	Pearman-Watson Khianda (OH)	7	-	9	16	43.75
3	6	LeBlanc Lisa (MB)	3	-	8	11	27.27
-	4	Settle-Smith Allison (S)	-	-	6	6	
-	9	Lopes Amber (L)	-	-	4	4	
-	12	Smith Roshanda (OH)	1	2	1	4	
-	3	Smith-Rookes Chanara (MB)	2	-	1	3	
-	11	Rathburn Swiss Alana (OP)	1	1	-	2	
-	2	Sontag Sophia (OP)	-	-	1	1	
-	7	Rae Elisabeth (U)	-	-	-	-	
Others			-	-	-	-	
Total Team			21	4	34	59	35.59



Block

Avg. by set

Rk	No	Name	Kill Blocks	Faults	Rebounds	Total Attempts	Note
1	10	Pearman-Watson Khianda (OH)	2	-	3	5	0.67
1	3	Smith-Rookes Chanara (MB)	2	3	7	12	0.67
3	6	LeBlanc Lisa (MB)	1	-	3	4	0.33
3	12	Smith Roshanda (OH)	1	-	-	1	0.33
-	1	Judd Melisa (OH)	-	-	-	-	
-	2	Sontag Sophia (OP)	-	-	-	-	
-	4	Settle-Smith Allison (S)	-	-	1	1	
-	7	Rae Elisabeth (U)	-	-	-	-	
-	9	Lopes Amber (L)	-	-	-	-	
-	11	Rathburn Swiss Alana (OP)	-	-	1	1	
Others			-	-	-	-	
Total Team			6	3	15	24	2.00





P-3 VOLLEYBALL • Match players ranking




ECVA Women's World Championships Qualifiers Group A
Preliminary Round

Match: 2 **Date:** 8/6/2016 **Spectators:** 100
City: Phillipsburg
Hall: L.B Scott Auditorium
Match duration: **Start:** 17:00 **End:** 18:23 **Total:** 1:23

Teams	Sets	1	2	3	4	5	Total
IVB	0	8	17	20			45
BER	3	25	25	25			75
Set duration		0:16	0:23	0:27			1:06



BER • Bermuda




Serve

Avg. by set

Rk	No	Name	Aces	Faults	Serve Hits	Total Attempts	Note
1	4	Settle-Smith Allison (S)	4	4	6	14	1.33
2	12	Smith Roshanda (OH)	3	3	3	9	1.00
3	6	LeBlanc Lisa (MB)	2	-	10	12	0.67
3	10	Pearman-Watson Khianda (OH)	2	2	10	14	0.67
5	3	Smith-Rookes Chanara (MB)	1	-	1	2	0.33
5	2	Sontag Sophia (OP)	1	2	5	8	0.33
5	1	Judd Melisa (OH)	1	4	7	12	0.33
-	7	Rae Elisabeth (U)	-	-	-	-	
-	9	Lopes Amber (L)	-	-	-	-	
-	11	Rathburn Swiss Alana (OP)	-	-	2	2	
Others			-	-	-	-	
Total Team			14	15	44	73	4.67

Team

Opponent errors & Team faults	34	-		34	
-------------------------------	----	---	--	----	--



Dig

Avg. by set

Rk	No	Name	Digs	Faults	Receptions	Total Attempts	Note
1	2	Sontag Sophia (OP)	5	1	3	9	1.67
1	9	Lopes Amber (L)	5	3	4	12	1.67
3	10	Pearman-Watson Khianda (OH)	4	4	7	15	1.33
4	4	Settle-Smith Allison (S)	2	1	6	9	0.67
4	1	Judd Melisa (OH)	2	2	1	5	0.67
6	11	Rathburn Swiss Alana (OP)	1	1	3	5	0.33
-	3	Smith-Rookes Chanara (MB)	-	-	-	-	
-	6	LeBlanc Lisa (MB)	-	-	1	1	
-	7	Rae Elisabeth (U)	-	-	-	-	
-	12	Smith Roshanda (OH)	-	2	-	2	
Others			-	-	-	-	
Total Team			19	14	25	58	6.33





P-3 VOLLEYBALL • Match players ranking




ECVA Women's World Championships Qualifiers Group A
Preliminary Round

Match: 2 **Date:** 8/6/2016 **Spectators:** 100
City: Phillipsburg
Hall: L.B Scott Auditorium
Match duration: **Start:** 17:00 **End:** 18:23 **Total:** 1:23

Teams	Sets	1	2	3	4	5	Total
IVB	0	8	17	20			45
BER	3	25	25	25			75
Set duration		0:16	0:23	0:27			1:06




BER • Bermuda



Set

Avg. by set

Rk	No	Name	Running Sets	Faults	Still Sets	Total Attempts	Note
1	4	Settle-Smith Allison (S)	7	1	34	42	2.33
2	2	Sontag Sophia (OP)	2	1	6	9	0.67
-	1	Judd Melisa (OH)	-	-	-	-	
-	3	Smith-Rookes Chanara (MB)	-	-	1	1	
-	6	LeBlanc Lisa (MB)	-	-	2	2	
-	7	Rae Elisabeth (U)	-	-	-	-	
-	9	Lopes Amber (L)	-	-	1	1	
-	10	Pearman-Watson Khianda (OH)	-	-	2	2	
-	12	Smith Roshanda (OH)	-	-	-	-	
-	11	Rathburn Swiss Alana (OP)	-	1	1	2	
Others			-	-	-	-	
Total Team			9	3	47	59	3.00



Reception

Eff. %
Limit: 20.00%

Rk	No	Name	Excellents	Faults	Serve Receptions	Total Attempts	Note
1	10	Pearman-Watson Khianda (OH)	7	1	3	11	54.55
2	9	Lopes Amber (L)	5	1	5	11	36.36
-	2	Sontag Sophia (OP)	1	-	4	5	
-	11	Rathburn Swiss Alana (OP)	2	-	1	3	
-	6	LeBlanc Lisa (MB)	1	-	-	1	
-	3	Smith-Rookes Chanara (MB)	-	-	-	-	
-	4	Settle-Smith Allison (S)	-	-	-	-	
-	7	Rae Elisabeth (U)	-	-	-	-	
-	1	Judd Melisa (OH)	-	2	2	4	
-	12	Smith Roshanda (OH)	-	2	-	2	
Others			-	-	-	-	
Total Team			16	6	15	37	27.03

