



P-3 VOLLEYBALL • Match players ranking




Men's Pan American Cup 2016
Quarterfinals

Match: 16 **Date:** 5/24/16 **Spectators:** 1,000
City: Mexico City
Hall: Gimnasio Olimpico Juan De La Barrera
Match duration: **Start:** 18:00 **End:** 20:02 **Total:** 2:02

| Teams | Sets | 1 | 2 | 3 | 4 | 5 | Total |
|---------------------|----------|------|------|------|------|---|-------|
| USA | 1 | 24 | 28 | 19 | 29 | | 100 |
| CAN | 3 | 26 | 26 | 25 | 31 | | 108 |
| Set duration | | 0:26 | 0:30 | 0:25 | 0:32 | | 1:53 |




USA • USA



Spike

Succ. %
Limit: 15.00%

| Rk | No | Name | Spikes | Faults | Shots | Total Attempts | Note |
|-------------------|----|-------------------------|--------|--------|-------|----------------|-------|
| 1 | 23 | Defalco Torey (WS) | 20 | 7 | 13 | 40 | 50.00 |
| 2 | 4 | Taylor Joshua (WS) | 8 | 5 | 8 | 21 | 38.10 |
| - | 1 | Langlois Jake (WS) | 3 | - | 10 | 13 | |
| - | 17 | Jendryk li Jeffrey (MB) | 7 | - | 5 | 12 | |
| - | 19 | Averill Taylor (MB) | 6 | - | 3 | 9 | |
| - | 2 | Petty Gregory (WS) | 2 | 2 | 3 | 7 | |
| - | 15 | Clark Carson (OP) | 2 | 1 | 3 | 6 | |
| - | 12 | Johnson Kristopher (MB) | 1 | - | 2 | 3 | |
| - | 9 | Tuaniga Joshua (S) | 1 | - | - | 1 | |
| - | 3 | Sander Brenden (WS) | - | - | - | - | |
| - | 10 | Hutz Peter (S) | - | - | - | - | |
| - | 24 | Brinkley Michael (L) | - | - | - | - | |
| Others | | | - | - | - | - | |
| Total Team | | | 50 | 15 | 47 | 112 | 44.64 |



Block

Avg. by set

| Rk | No | Name | Kill Blocks | Faults | Rebounds | Total Attempts | Note |
|-------------------|----|-------------------------|-------------|--------|----------|----------------|------|
| 1 | 23 | Defalco Torey (WS) | 3 | 5 | - | 8 | 0.75 |
| 2 | 17 | Jendryk li Jeffrey (MB) | 2 | 6 | 5 | 13 | 0.50 |
| 3 | 15 | Clark Carson (OP) | 1 | 1 | 1 | 3 | 0.25 |
| 3 | 12 | Johnson Kristopher (MB) | 1 | 3 | 2 | 6 | 0.25 |
| 3 | 4 | Taylor Joshua (WS) | 1 | 4 | 2 | 7 | 0.25 |
| 3 | 19 | Averill Taylor (MB) | 1 | 5 | 2 | 8 | 0.25 |
| - | 3 | Sander Brenden (WS) | - | - | - | - | |
| - | 10 | Hutz Peter (S) | - | - | - | - | |
| - | 24 | Brinkley Michael (L) | - | - | - | - | |
| - | 9 | Tuaniga Joshua (S) | - | 1 | 9 | 10 | |
| - | 1 | Langlois Jake (WS) | - | 1 | 2 | 3 | |
| - | 2 | Petty Gregory (WS) | - | 3 | - | 3 | |
| Others | | | - | - | - | - | |
| Total Team | | | 9 | 29 | 23 | 61 | 2.25 |






P-3 VOLLEYBALL • Match players ranking



Men's Pan American Cup 2016 Quarterfinals

Match: 16 **Date:** 5/24/16 **Spectators:** 1,000
City: Mexico City
Hall: Gimnasio Olimpico Juan De La Barrera
Match duration: **Start:** 18:00 **End:** 20:02 **Total:** 2:02

| Teams | Sets | 1 | 2 | 3 | 4 | 5 | Total |
|---------------------|----------|------|------|------|------|---|-------|
| USA | 1 | 24 | 28 | 19 | 29 | | 100 |
| CAN | 3 | 26 | 26 | 25 | 31 | | 108 |
| Set duration | | 0:26 | 0:30 | 0:25 | 0:32 | | 1:53 |



USA • USA

| Rk | No | Name | Aces | Faults | Serve Hits | Total Attempts | Note |
|-------------------|----|-------------------------|------|--------|------------|----------------|------|
| 1 | 4 | Taylor Joshua (WS) | 2 | 4 | 9 | 15 | 0.50 |
| 2 | 2 | Petty Gregory (WS) | 1 | 2 | 7 | 10 | 0.25 |
| 2 | 1 | Langlois Jake (WS) | 1 | 2 | 6 | 9 | 0.25 |
| 2 | 19 | Averill Taylor (MB) | 1 | 5 | 6 | 12 | 0.25 |
| - | 3 | Sander Brenden (WS) | - | - | - | - | |
| - | 10 | Hutz Peter (S) | - | - | - | - | |
| - | 12 | Johnson Kristopher (MB) | - | - | 2 | 2 | |
| - | 24 | Brinkley Michael (L) | - | - | - | - | |
| - | 17 | Jendryk li Jeffrey (MB) | - | 2 | 14 | 16 | |
| - | 23 | Defalco Torey (WS) | - | 3 | 12 | 15 | |
| - | 9 | Tuaniga Joshua (S) | - | 6 | 12 | 18 | |
| - | 15 | Clark Carson (OP) | - | 2 | 2 | 4 | |
| Others | | | - | - | - | - | |
| Total Team | | | 5 | 26 | 70 | 101 | 1.25 |

Serve

Avg. by set

| Team | Opponent errors & Team faults | Aces | Faults | Serve Hits | Total Attempts | Note |
|------|-------------------------------|------|--------|------------|----------------|------|
| | | 36 | 3 | | 39 | |

| Rk | No | Name | Digs | Faults | Receptions | Total Attempts | Note |
|-------------------|----|-------------------------|------|--------|------------|----------------|------|
| 1 | 23 | Defalco Torey (WS) | 11 | 2 | 4 | 17 | 2.75 |
| 2 | 24 | Brinkley Michael (L) | 5 | 10 | 10 | 25 | 1.25 |
| 3 | 9 | Tuaniga Joshua (S) | 2 | 3 | 8 | 13 | 0.50 |
| 3 | 2 | Petty Gregory (WS) | 2 | 1 | 1 | 4 | 0.50 |
| 3 | 4 | Taylor Joshua (WS) | 2 | 3 | 3 | 8 | 0.50 |
| - | 3 | Sander Brenden (WS) | - | - | - | - | |
| - | 10 | Hutz Peter (S) | - | - | - | - | |
| - | 17 | Jendryk li Jeffrey (MB) | - | 1 | 2 | 3 | |
| - | 15 | Clark Carson (OP) | - | 2 | 3 | 5 | |
| - | 1 | Langlois Jake (WS) | - | 2 | 2 | 4 | |
| - | 12 | Johnson Kristopher (MB) | - | 1 | 1 | 2 | |
| - | 19 | Averill Taylor (MB) | - | 1 | - | 1 | |
| Others | | | - | - | - | - | |
| Total Team | | | 22 | 26 | 34 | 82 | 5.50 |

Dig

Avg. by set





P-3 VOLLEYBALL • Match players ranking




Men's Pan American Cup 2016 Quarterfinals

Match: 16 **Date:** 5/24/16 **Spectators:** 1,000
City: Mexico City
Hall: Gimnasio Olimpico Juan De La Barrera
Match duration: **Start:** 18:00 **End:** 20:02 **Total:** 2:02

| Teams | Sets | 1 | 2 | 3 | 4 | 5 | Total |
|---------------------|----------|------|------|------|------|---|-------|
| USA | 1 | 24 | 28 | 19 | 29 | | 100 |
| CAN | 3 | 26 | 26 | 25 | 31 | | 108 |
| Set duration | | 0:26 | 0:30 | 0:25 | 0:32 | | 1:53 |




USA • USA



Set

Avg. by set

| Rk | No | Name | Running Sets | Faults | Still Sets | Total Attempts | Note |
|-------------------|----|-------------------------|--------------|--------|------------|----------------|------|
| 1 | 9 | Tuaniga Joshua (S) | 22 | - | 67 | 89 | 5.50 |
| 2 | 19 | Averill Taylor (MB) | 1 | - | 1 | 2 | 0.25 |
| - | 1 | Langlois Jake (WS) | - | - | 1 | 1 | |
| - | 2 | Petty Gregory (WS) | - | - | 1 | 1 | |
| - | 3 | Sander Brenden (WS) | - | - | - | - | |
| - | 4 | Taylor Joshua (WS) | - | - | - | - | |
| - | 10 | Hutz Peter (S) | - | - | - | - | |
| - | 12 | Johnson Kristopher (MB) | - | - | - | - | |
| - | 15 | Clark Carson (OP) | - | - | - | - | |
| - | 17 | Jendryk li Jeffrey (MB) | - | - | 1 | 1 | |
| - | 23 | Defalco Torey (WS) | - | - | 3 | 3 | |
| - | 24 | Brinkley Michael (L) | - | - | - | - | |
| Others | | | - | - | - | - | |
| Total Team | | | 23 | - | 74 | 97 | 5.75 |



Reception

Eff. %
Limit: 20.00%

| Rk | No | Name | Excellents | Faults | Serve Receptions | Total Attempts | Note |
|-------------------|----|-------------------------|------------|--------|------------------|----------------|-------|
| 1 | 24 | Brinkley Michael (L) | 9 | 3 | 23 | 35 | 17.14 |
| 2 | 1 | Langlois Jake (WS) | 5 | 3 | 10 | 18 | 11.11 |
| 3 | 23 | Defalco Torey (WS) | 3 | 3 | 12 | 18 | 0.00 |
| - | 2 | Petty Gregory (WS) | 5 | - | 9 | 14 | |
| - | 3 | Sander Brenden (WS) | - | - | - | - | |
| - | 4 | Taylor Joshua (WS) | - | - | - | - | |
| - | 9 | Tuaniga Joshua (S) | - | - | - | - | |
| - | 10 | Hutz Peter (S) | - | - | - | - | |
| - | 12 | Johnson Kristopher (MB) | - | - | - | - | |
| - | 15 | Clark Carson (OP) | - | - | - | - | |
| - | 17 | Jendryk li Jeffrey (MB) | - | - | - | - | |
| - | 19 | Averill Taylor (MB) | - | - | - | - | |
| Others | | | - | - | - | - | |
| Total Team | | | 22 | 9 | 54 | 85 | 15.29 |





P-3 VOLLEYBALL • Match players ranking




Men's Pan American Cup 2016
Quarterfinals

Match: 16 **Date:** 5/24/16 **Spectators:** 1,000
City: Mexico City
Hall: Gimnasio Olimpico Juan De La Barrera
Match duration: **Start:** 18:00 **End:** 20:02 **Total:** 2:02

| Teams | Sets | 1 | 2 | 3 | 4 | 5 | Total |
|---------------------|----------|------|------|------|------|---|-------|
| USA | 1 | 24 | 28 | 19 | 29 | | 100 |
| CAN | 3 | 26 | 26 | 25 | 31 | | 108 |
| Set duration | | 0:26 | 0:30 | 0:25 | 0:32 | | 1:53 |




CAN • Canada



Spike

Succ. %
Limit: 15.00%

| Rk | No | Name | Spikes | Faults | Shots | Total Attempts | Note |
|-------------------|----|------------------------|--------|--------|-------|----------------|-------|
| 1 | 20 | Maar Stephen T. (WS) | 25 | 7 | 15 | 47 | 53.19 |
| 2 | 16 | Derocco Jason (WS) | 10 | 4 | 11 | 25 | 40.00 |
| - | 5 | Gunter Bradley R. (OP) | 4 | 5 | 6 | 15 | |
| - | 24 | Van Berkel Lucas (MB) | 8 | - | 2 | 10 | |
| - | 14 | Burt Max (MB) | 3 | 1 | 1 | 5 | |
| - | 25 | Walsh Brett J. (S) | 1 | - | 2 | 3 | |
| - | 6 | Knight Casey (OP) | 1 | - | 1 | 2 | |
| - | 7 | McClean Braden (MB) | 1 | - | - | 1 | |
| - | 3 | Mckay Joshua M. (S) | - | - | - | - | |
| - | 4 | Or Jordan (L) | - | - | - | - | |
| - | 11 | Scheerhoorn Blake (WS) | - | - | - | - | |
| - | 13 | Barnes Ryley B. (WS) | - | - | - | - | |
| - | 17 | Wilson Marc (MB) | - | - | - | - | |
| - | 23 | Duquette Bryan (L) | - | - | - | - | |
| Others | | | - | - | - | - | |
| Total Team | | | 53 | 17 | 38 | 108 | 49.07 |



Block

Avg. by set

| Rk | No | Name | Kill Blocks | Faults | Rebounds | Total Attempts | Note |
|-------------------|----|------------------------|-------------|--------|----------|----------------|------|
| 1 | 20 | Maar Stephen T. (WS) | 3 | 3 | 4 | 10 | 0.75 |
| 1 | 24 | Van Berkel Lucas (MB) | 3 | 6 | 7 | 16 | 0.75 |
| 3 | 25 | Walsh Brett J. (S) | 2 | 2 | 7 | 11 | 0.50 |
| 3 | 16 | Derocco Jason (WS) | 2 | 1 | 2 | 5 | 0.50 |
| 5 | 6 | Knight Casey (OP) | 1 | 2 | 2 | 5 | 0.25 |
| 5 | 5 | Gunter Bradley R. (OP) | 1 | 2 | 1 | 4 | 0.25 |
| - | 3 | Mckay Joshua M. (S) | - | - | - | - | |
| - | 4 | Or Jordan (L) | - | - | - | - | |
| - | 11 | Scheerhoorn Blake (WS) | - | - | - | - | |
| - | 13 | Barnes Ryley B. (WS) | - | - | - | - | |
| - | 17 | Wilson Marc (MB) | - | - | - | - | |
| - | 23 | Duquette Bryan (L) | - | - | - | - | |
| - | 7 | McClean Braden (MB) | - | 1 | 2 | 3 | |
| - | 14 | Burt Max (MB) | - | 8 | 5 | 13 | |
| Others | | | - | - | - | - | |
| Total Team | | | 12 | 25 | 30 | 67 | 3.00 |





P-3 VOLLEYBALL • Match players ranking



Men's Pan American Cup 2016 Quarterfinals

Match: 16 **Date:** 5/24/16 **Spectators:** 1,000
City: Mexico City
Hall: Gimnasio Olimpico Juan De La Barrera
Match duration: **Start:** 18:00 **End:** 20:02 **Total:** 2:02

| Teams | Sets | 1 | 2 | 3 | 4 | 5 | Total |
|---------------------|----------|------|------|------|------|---|-------|
| USA | 1 | 24 | 28 | 19 | 29 | | 100 |
| CAN | 3 | 26 | 26 | 25 | 31 | | 108 |
| Set duration | | 0:26 | 0:30 | 0:25 | 0:32 | | 1:53 |



CAN • Canada

| Rk | No | Name | Aces | Faults | Serve Hits | Total Attempts | Note |
|-------------------|----|------------------------|------|--------|------------|----------------|------|
| 1 | 14 | Burt Max (MB) | 3 | 3 | 10 | 16 | 0.75 |
| 2 | 16 | Derocco Jason (WS) | 2 | 6 | 13 | 21 | 0.50 |
| 3 | 7 | Mclean Braden (MB) | 1 | 1 | 5 | 7 | 0.25 |
| 3 | 20 | Maar Stephen T. (WS) | 1 | 3 | 11 | 15 | 0.25 |
| 3 | 5 | Gunter Bradley R. (OP) | 1 | 4 | 7 | 12 | 0.25 |
| - | 3 | Mckay Joshua M. (S) | - | - | - | - | |
| - | 4 | Or Jordan (L) | - | - | - | - | |
| - | 11 | Scheerhoorn Blake (WS) | - | - | - | - | |
| - | 13 | Barnes Ryley B. (WS) | - | - | - | - | |
| - | 17 | Wilson Marc (MB) | - | - | - | - | |
| - | 23 | Duquette Bryan (L) | - | - | - | - | |
| - | 24 | Van Berkel Lucas (MB) | - | - | 17 | 17 | |
| - | 25 | Walsh Brett J. (S) | - | 4 | 11 | 15 | |
| - | 6 | Knight Casey (OP) | - | 2 | 2 | 4 | |
| Others | | | - | - | - | - | |
| Total Team | | | 8 | 23 | 76 | 107 | 2.00 |

Serve

Avg. by set

| Team | Opponent errors & Team faults | Aces | Faults | Serve Hits | Total Attempts | Note |
|------|-------------------------------|------|--------|------------|----------------|------|
| | | 35 | 3 | | 38 | |

| Rk | No | Name | Digs | Faults | Receptions | Total Attempts | Note |
|-------------------|----|------------------------|------|--------|------------|----------------|------|
| 1 | 5 | Gunter Bradley R. (OP) | 6 | 5 | 7 | 18 | 1.50 |
| 1 | 16 | Derocco Jason (WS) | 6 | 5 | 4 | 15 | 1.50 |
| 3 | 4 | Or Jordan (L) | 5 | 5 | 10 | 20 | 1.25 |
| 4 | 25 | Walsh Brett J. (S) | 2 | 2 | 6 | 10 | 0.50 |
| 4 | 20 | Maar Stephen T. (WS) | 2 | 3 | 3 | 8 | 0.50 |
| 4 | 24 | Van Berkel Lucas (MB) | 2 | 2 | - | 4 | 0.50 |
| 7 | 7 | Mclean Braden (MB) | 1 | - | 1 | 2 | 0.25 |
| 7 | 6 | Knight Casey (OP) | 1 | 1 | 1 | 3 | 0.25 |
| - | 3 | Mckay Joshua M. (S) | - | - | - | - | |
| - | 11 | Scheerhoorn Blake (WS) | - | - | - | - | |
| - | 13 | Barnes Ryley B. (WS) | - | - | - | - | |
| - | 14 | Burt Max (MB) | - | - | 1 | 1 | |
| - | 17 | Wilson Marc (MB) | - | - | - | - | |
| - | 23 | Duquette Bryan (L) | - | - | - | - | |
| Others | | | - | - | - | - | |
| Total Team | | | 25 | 23 | 33 | 81 | 6.25 |

Dig

Avg. by set





P-3 VOLLEYBALL • Match players ranking




Men's Pan American Cup 2016
Quarterfinals

Match: 16 **Date:** 5/24/16 **Spectators:** 1,000
City: Mexico City
Hall: Gimnasio Olimpico Juan De La Barrera
Match duration: **Start:** 18:00 **End:** 20:02 **Total:** 2:02

| Teams | Sets | 1 | 2 | 3 | 4 | 5 | Total |
|---------------------|----------|------|------|------|------|---|-------|
| USA | 1 | 24 | 28 | 19 | 29 | | 100 |
| CAN | 3 | 26 | 26 | 25 | 31 | | 108 |
| Set duration | | 0:26 | 0:30 | 0:25 | 0:32 | | 1:53 |




CAN • Canada



Set

Avg. by set

| Rk | No | Name | Running Sets | Faults | Still Sets | Total Attempts | Note |
|-------------------|----|------------------------|--------------|--------|------------|----------------|------|
| 1 | 25 | Walsh Brett J. (S) | 23 | 1 | 63 | 87 | 5.75 |
| - | 3 | Mckay Joshua M. (S) | - | - | - | - | |
| - | 4 | Or Jordan (L) | - | - | 1 | 1 | |
| - | 5 | Gunter Bradley R. (OP) | - | - | 2 | 2 | |
| - | 6 | Knight Casey (OP) | - | - | - | - | |
| - | 7 | Mclean Braden (MB) | - | - | 1 | 1 | |
| - | 11 | Scheerhoorn Blake (WS) | - | - | - | - | |
| - | 13 | Barnes Ryley B. (WS) | - | - | - | - | |
| - | 14 | Burt Max (MB) | - | - | 3 | 3 | |
| - | 17 | Wilson Marc (MB) | - | - | - | - | |
| - | 20 | Maar Stephen T. (WS) | - | - | 2 | 2 | |
| - | 23 | Duquette Bryan (L) | - | - | - | - | |
| - | 24 | Van Berkel Lucas (MB) | - | - | 1 | 1 | |
| - | 16 | Derocco Jason (WS) | - | 1 | 1 | 2 | |
| Others | | | - | - | - | - | |
| Total Team | | | 23 | 2 | 74 | 99 | 5.75 |



Reception

Eff. %
Limit: 20.00%

| Rk | No | Name | Excellents | Faults | Serve Receptions | Total Attempts | Note |
|-------------------|----|------------------------|------------|--------|------------------|----------------|-------|
| 1 | 20 | Maar Stephen T. (WS) | 9 | 1 | 9 | 19 | 42.11 |
| 2 | 4 | Or Jordan (L) | 5 | 2 | 12 | 19 | 15.79 |
| 3 | 16 | Derocco Jason (WS) | 6 | 3 | 24 | 33 | 9.09 |
| - | 14 | Burt Max (MB) | - | - | 2 | 2 | |
| - | 24 | Van Berkel Lucas (MB) | - | - | 1 | 1 | |
| - | 3 | Mckay Joshua M. (S) | - | - | - | - | |
| - | 6 | Knight Casey (OP) | - | - | - | - | |
| - | 7 | Mclean Braden (MB) | - | - | - | - | |
| - | 11 | Scheerhoorn Blake (WS) | - | - | - | - | |
| - | 13 | Barnes Ryley B. (WS) | - | - | - | - | |
| - | 17 | Wilson Marc (MB) | - | - | - | - | |
| - | 23 | Duquette Bryan (L) | - | - | - | - | |
| - | 25 | Walsh Brett J. (S) | - | - | - | - | |
| - | 5 | Gunter Bradley R. (OP) | - | 1 | - | 1 | |
| Others | | | - | - | - | - | |
| Total Team | | | 20 | 7 | 48 | 75 | 17.33 |

