



# P-3 VOLLEYBALL • Match players ranking



Men's Pan American Cup 2016  
Finals (Places 7-8)

**Match:** 18 **Date:** 5/25/16 **Spectators:** 800  
**City:** Mexico City  
**Hall:** Gimnasio Olimpico Juan De La Barrera  
**Match duration:** **Start:** 16:00 **End:** 18:07 **Total:** 2:07

| Teams               | Sets     | 1    | 2    | 3    | 4 | 5 | Total |
|---------------------|----------|------|------|------|---|---|-------|
| <b>COL</b>          | <b>0</b> | 19   | 19   | 22   |   |   | 60    |
| <b>CHI</b>          | <b>3</b> | 25   | 25   | 25   |   |   | 75    |
| <b>Set duration</b> |          | 0:23 | 0:26 | 0:27 |   |   | 1:16  |



## COL • Colombia



**Spike**

Succ. %  
Limit: 15.00%

| Rk                | No | Name                          | Spikes | Faults | Shots | Total Attempts | Note  |
|-------------------|----|-------------------------------|--------|--------|-------|----------------|-------|
| 1                 | 11 | Mosquera Carlos (MB)          | 10     | 1      | 4     | 15             | 66.67 |
| 2                 | 1  | Jimenez Zamora Ronald A. (OP) | 10     | 2      | 9     | 21             | 47.62 |
| 3                 | 7  | Piza Andres (WS)              | 5      | 4      | 4     | 13             | 38.46 |
| 4                 | 3  | Morelos Jeyson (WS)           | 4      | 1      | 11    | 16             | 25.00 |
| -                 | 9  | Moreno Mosquera Juan P. (OP)  | 3      | -      | 1     | 4              |       |
| -                 | 12 | Palacios Cristian (MB)        | -      | -      | 4     | 4              |       |
| -                 | 16 | Mendoza Renzo (MB)            | 2      | 1      | 1     | 4              |       |
| -                 | 15 | Lucumi William (WS)           | 1      | -      | 2     | 3              |       |
| -                 | 13 | Ambuila Juan C. (S)           | -      | 1      | 1     | 2              |       |
| -                 | 5  | Hurtado Ivan A. (OP)          | -      | -      | -     | -              |       |
| -                 | 6  | Garcia Jose H. (L)            | -      | -      | -     | -              |       |
| -                 | 10 | Poichlopek Jose D. (S)        | -      | -      | -     | -              |       |
| -                 | 18 | Renteria David (WS)           | -      | -      | -     | -              |       |
| -                 | 19 | Ruiz Victor (L)               | -      | -      | -     | -              |       |
| <b>Others</b>     |    |                               | -      | -      | -     | -              |       |
| <b>Total Team</b> |    |                               | 35     | 10     | 37    | 82             | 42.68 |



**Block**

Avg. by set

| Rk                | No | Name                          | Kill Blocks | Faults | Rebounds | Total Attempts | Note |
|-------------------|----|-------------------------------|-------------|--------|----------|----------------|------|
| 1                 | 11 | Mosquera Carlos (MB)          | 2           | 3      | 7        | 12             | 0.67 |
| 1                 | 7  | Piza Andres (WS)              | 2           | 2      | 1        | 5              | 0.67 |
| 3                 | 16 | Mendoza Renzo (MB)            | 1           | 3      | 1        | 5              | 0.33 |
| 3                 | 3  | Morelos Jeyson (WS)           | 1           | 5      | 1        | 7              | 0.33 |
| -                 | 5  | Hurtado Ivan A. (OP)          | -           | -      | -        | -              |      |
| -                 | 6  | Garcia Jose H. (L)            | -           | -      | -        | -              |      |
| -                 | 9  | Moreno Mosquera Juan P. (OP)  | -           | -      | -        | -              |      |
| -                 | 18 | Renteria David (WS)           | -           | -      | -        | -              |      |
| -                 | 19 | Ruiz Victor (L)               | -           | -      | -        | -              |      |
| -                 | 1  | Jimenez Zamora Ronald A. (OP) | -           | 3      | 2        | 5              |      |
| -                 | 12 | Palacios Cristian (MB)        | -           | 4      | 1        | 5              |      |
| -                 | 13 | Ambuila Juan C. (S)           | -           | 4      | 1        | 5              |      |
| -                 | 10 | Poichlopek Jose D. (S)        | -           | 1      | -        | 1              |      |
| -                 | 15 | Lucumi William (WS)           | -           | 1      | -        | 1              |      |
| <b>Others</b>     |    |                               | -           | -      | -        | -              |      |
| <b>Total Team</b> |    |                               | 6           | 26     | 14       | 46             | 2.00 |





# P-3 VOLLEYBALL • Match players ranking



Men's Pan American Cup 2016  
Finals (Places 7-8)

**Match:** 18 **Date:** 5/25/16 **Spectators:** 800  
**City:** Mexico City  
**Hall:** Gimnasio Olimpico Juan De La Barrera  
**Match duration:** **Start:** 16:00 **End:** 18:07 **Total:** 2:07

| Teams        | Sets | 1    | 2    | 3    | 4 | 5 | Total |
|--------------|------|------|------|------|---|---|-------|
| COL          | 0    | 19   | 19   | 22   |   |   | 60    |
| CHI          | 3    | 25   | 25   | 25   |   |   | 75    |
| Set duration |      | 0:23 | 0:26 | 0:27 |   |   | 1:16  |



## COL • Colombia

| Rk                | No | Name                          | Aces | Faults | Serve Hits | Total Attempts | Note |
|-------------------|----|-------------------------------|------|--------|------------|----------------|------|
| 1                 | 1  | Jimenez Zamora Ronald A. (OP) | 1    | 3      | 7          | 11             | 0.33 |
| -                 | 5  | Hurtado Ivan A. (OP)          | -    | -      | -          | -              |      |
| -                 | 6  | Garcia Jose H. (L)            | -    | -      | -          | -              |      |
| -                 | 7  | Piza Andres (WS)              | -    | -      | 7          | 7              |      |
| -                 | 10 | Polchlopek Jose D. (S)        | -    | -      | 1          | 1              |      |
| -                 | 11 | Mosquera Carlos (MB)          | -    | -      | 9          | 9              |      |
| -                 | 12 | Palacios Cristian (MB)        | -    | -      | 3          | 3              |      |
| -                 | 13 | Ambuila Juan C. (S)           | -    | -      | 11         | 11             |      |
| -                 | 16 | Mendoza Renzo (MB)            | -    | -      | 5          | 5              |      |
| -                 | 18 | Renteria David (WS)           | -    | -      | -          | -              |      |
| -                 | 19 | Ruiz Victor (L)               | -    | -      | -          | -              |      |
| -                 | 3  | Morelos Jeyson (WS)           | -    | 3      | 6          | 9              |      |
| -                 | 15 | Lucumi William (WS)           | -    | 1      | 2          | 3              |      |
| -                 | 9  | Moreno Mosquera Juan P. (OP)  | -    | 1      | 1          | 2              |      |
| <b>Others</b>     |    |                               | -    | -      | -          | -              |      |
| <b>Total Team</b> |    |                               | 1    | 8      | 52         | 61             | 0.33 |

**Serve**

Avg. by set

| Team | Opponent errors & Team faults | Aces | Faults | Serve Hits | Total Attempts | Note |
|------|-------------------------------|------|--------|------------|----------------|------|
|      |                               | 18   | 1      |            | 19             |      |

| Rk                | No | Name                          | Digs | Faults | Receptions | Total Attempts | Note |
|-------------------|----|-------------------------------|------|--------|------------|----------------|------|
| 1                 | 6  | Garcia Jose H. (L)            | 6    | -      | 5          | 11             | 2.00 |
| 2                 | 3  | Morelos Jeyson (WS)           | 5    | 4      | 5          | 14             | 1.67 |
| 3                 | 19 | Ruiz Victor (L)               | 3    | 7      | 1          | 11             | 1.00 |
| 4                 | 7  | Piza Andres (WS)              | 2    | 1      | 1          | 4              | 0.67 |
| 4                 | 13 | Ambuila Juan C. (S)           | 2    | 4      | 6          | 12             | 0.67 |
| 6                 | 9  | Moreno Mosquera Juan P. (OP)  | 1    | -      | -          | 1              | 0.33 |
| -                 | 5  | Hurtado Ivan A. (OP)          | -    | -      | -          | -              |      |
| -                 | 15 | Lucumi William (WS)           | -    | -      | -          | -              |      |
| -                 | 18 | Renteria David (WS)           | -    | -      | -          | -              |      |
| -                 | 1  | Jimenez Zamora Ronald A. (OP) | -    | 2      | 4          | 6              |      |
| -                 | 10 | Polchlopek Jose D. (S)        | -    | 1      | 1          | 2              |      |
| -                 | 16 | Mendoza Renzo (MB)            | -    | 1      | 1          | 2              |      |
| -                 | 11 | Mosquera Carlos (MB)          | -    | 1      | -          | 1              |      |
| -                 | 12 | Palacios Cristian (MB)        | -    | 1      | -          | 1              |      |
| <b>Others</b>     |    |                               | -    | -      | -          | -              |      |
| <b>Total Team</b> |    |                               | 19   | 22     | 24         | 65             | 6.33 |

**Dig**

Avg. by set





# P-3 VOLLEYBALL • Match players ranking




Men's Pan American Cup 2016  
Finals (Places 7-8)

**Match:** 18 **Date:** 5/25/16 **Spectators:** 800  
**City:** Mexico City  
**Hall:** Gimnasio Olimpico Juan De La Barrera  
**Match duration:** **Start:** 16:00 **End:** 18:07 **Total:** 2:07

| Teams        | Sets | 1    | 2    | 3    | 4 | 5 | Total |
|--------------|------|------|------|------|---|---|-------|
| COL          | 0    | 19   | 19   | 22   |   |   | 60    |
| CHI          | 3    | 25   | 25   | 25   |   |   | 75    |
| Set duration |      | 0:23 | 0:26 | 0:27 |   |   | 1:16  |




## COL • Colombia



**Set**

Avg. by set

| Rk                | No | Name                          | Running Sets | Faults | Still Sets | Total Attempts | Note |
|-------------------|----|-------------------------------|--------------|--------|------------|----------------|------|
| 1                 | 13 | Ambuila Juan C. (S)           | 14           | -      | 39         | 53             | 4.67 |
| 2                 | 10 | Polchlopek Jose D. (S)        | 2            | -      | 12         | 14             | 0.67 |
| -                 | 1  | Jimenez Zamora Ronald A. (OP) | -            | -      | -          | -              |      |
| -                 | 3  | Morelos Jeyson (WS)           | -            | -      | -          | -              |      |
| -                 | 5  | Hurtado Ivan A. (OP)          | -            | -      | -          | -              |      |
| -                 | 6  | Garcia Jose H. (L)            | -            | -      | -          | -              |      |
| -                 | 7  | Piza Andres (WS)              | -            | -      | 1          | 1              |      |
| -                 | 9  | Moreno Mosquera Juan P. (OP)  | -            | -      | 1          | 1              |      |
| -                 | 11 | Mosquera Carlos (MB)          | -            | -      | 1          | 1              |      |
| -                 | 12 | Palacios Cristian (MB)        | -            | -      | -          | -              |      |
| -                 | 15 | Lucumi William (WS)           | -            | -      | 1          | 1              |      |
| -                 | 16 | Mendoza Renzo (MB)            | -            | -      | -          | -              |      |
| -                 | 18 | Renteria David (WS)           | -            | -      | -          | -              |      |
| -                 | 19 | Ruiz Victor (L)               | -            | -      | -          | -              |      |
| <b>Others</b>     |    |                               | -            | -      | -          | -              |      |
| <b>Total Team</b> |    |                               | 16           | -      | 55         | 71             | 5.33 |



**Reception**

Eff. %  
Limit: 20.00%

| Rk                | No | Name                          | Excellents | Faults | Serve Receptions | Total Attempts | Note  |
|-------------------|----|-------------------------------|------------|--------|------------------|----------------|-------|
| 1                 | 7  | Piza Andres (WS)              | 4          | 1      | 11               | 16             | 18.75 |
| 2                 | 3  | Morelos Jeyson (WS)           | 4          | 1      | 16               | 21             | 14.29 |
| -                 | 6  | Garcia Jose H. (L)            | 4          | 3      | 4                | 11             |       |
| -                 | 11 | Mosquera Carlos (MB)          | 1          | -      | 1                | 2              |       |
| -                 | 16 | Mendoza Renzo (MB)            | -          | -      | 1                | 1              |       |
| -                 | 1  | Jimenez Zamora Ronald A. (OP) | -          | -      | -                | -              |       |
| -                 | 5  | Hurtado Ivan A. (OP)          | -          | -      | -                | -              |       |
| -                 | 9  | Moreno Mosquera Juan P. (OP)  | -          | -      | -                | -              |       |
| -                 | 10 | Polchlopek Jose D. (S)        | -          | -      | -                | -              |       |
| -                 | 12 | Palacios Cristian (MB)        | -          | -      | -                | -              |       |
| -                 | 13 | Ambuila Juan C. (S)           | -          | -      | -                | -              |       |
| -                 | 18 | Renteria David (WS)           | -          | -      | -                | -              |       |
| -                 | 19 | Ruiz Victor (L)               | -          | -      | -                | -              |       |
| -                 | 15 | Lucumi William (WS)           | 2          | 3      | 6                | 11             |       |
| <b>Others</b>     |    |                               | -          | -      | -                | -              |       |
| <b>Total Team</b> |    |                               | 15         | 8      | 39               | 62             | 11.29 |





# P-3 VOLLEYBALL • Match players ranking




Men's Pan American Cup 2016  
Finals (Places 7-8)

**Match:** 18 **Date:** 5/25/16 **Spectators:** 800  
**City:** Mexico City  
**Hall:** Gimnasio Olimpico Juan De La Barrera  
**Match duration:** **Start:** 16:00 **End:** 18:07 **Total:** 2:07

| Teams        | Sets | 1    | 2    | 3    | 4 | 5 | Total |
|--------------|------|------|------|------|---|---|-------|
| COL          | 0    | 19   | 19   | 22   |   |   | 60    |
| CHI          | 3    | 25   | 25   | 25   |   |   | 75    |
| Set duration |      | 0:23 | 0:26 | 0:27 |   |   | 1:16  |




## CHI • Chile



**Spike**

Succ. %  
Limit: 15.00%

| Rk                | No | Name                          | Spikes | Faults | Shots | Total Attempts | Note  |
|-------------------|----|-------------------------------|--------|--------|-------|----------------|-------|
| 1                 | 11 | Parraguirre Vicente (WS)      | 13     | 1      | 6     | 20             | 65.00 |
| 2                 | 4  | Parraguirre Tomas (OP)        | 18     | 1      | 10    | 29             | 62.07 |
| 3                 | 9  | Bonacic Dusan (WS)            | 9      | 1      | 7     | 17             | 52.94 |
| -                 | 1  | Guerra Uteau Simon (MB)       | 8      | 1      | 1     | 10             |       |
| -                 | 3  | Araya Gabriel (MB0)           | 1      | 1      | 2     | 4              |       |
| -                 | 19 | Banda Matias (S)              | 1      | 1      | -     | 2              |       |
| -                 | 2  | Reyes Ventura Aaron (L)       | -      | -      | -     | -              |       |
| -                 | 5  | Parraguirre Matias (WS)       | -      | -      | -     | -              |       |
| -                 | 6  | Grimalt Rafael (S)            | -      | -      | -     | -              |       |
| -                 | 7  | Baeza Christopher (U)         | -      | -      | -     | -              |       |
| -                 | 8  | Bader Dusan (MB)              | -      | -      | -     | -              |       |
| -                 | 14 | Villarreal Soltau Esteban (S) | -      | -      | -     | -              |       |
| -                 | 15 | Castillo Sebastian (L)        | -      | -      | -     | -              |       |
| -                 | 16 | Diaz Sebastian (OP)           | -      | -      | -     | -              |       |
| Others            |    |                               | -      | -      | -     | -              |       |
| <b>Total Team</b> |    |                               | 50     | 6      | 26    | 82             | 60.98 |



**Block**

Avg. by set

| Rk                | No | Name                          | Kill Blocks | Faults | Rebounds | Total Attempts | Note |
|-------------------|----|-------------------------------|-------------|--------|----------|----------------|------|
| 1                 | 11 | Parraguirre Vicente (WS)      | 1           | -      | 2        | 3              | 0.33 |
| 1                 | 19 | Banda Matias (S)              | 1           | 1      | 5        | 7              | 0.33 |
| 1                 | 9  | Bonacic Dusan (WS)            | 1           | 1      | 3        | 5              | 0.33 |
| 1                 | 4  | Parraguirre Tomas (OP)        | 1           | 6      | 5        | 12             | 0.33 |
| -                 | 2  | Reyes Ventura Aaron (L)       | -           | -      | -        | -              |      |
| -                 | 5  | Parraguirre Matias (WS)       | -           | -      | -        | -              |      |
| -                 | 6  | Grimalt Rafael (S)            | -           | -      | -        | -              |      |
| -                 | 7  | Baeza Christopher (U)         | -           | -      | -        | -              |      |
| -                 | 8  | Bader Dusan (MB)              | -           | -      | -        | -              |      |
| -                 | 14 | Villarreal Soltau Esteban (S) | -           | -      | -        | -              |      |
| -                 | 15 | Castillo Sebastian (L)        | -           | -      | -        | -              |      |
| -                 | 16 | Diaz Sebastian (OP)           | -           | -      | -        | -              |      |
| -                 | 1  | Guerra Uteau Simon (MB)       | -           | 6      | 8        | 14             |      |
| -                 | 3  | Araya Gabriel (MB0)           | -           | 5      | 3        | 8              |      |
| Others            |    |                               | -           | -      | -        | -              |      |
| <b>Total Team</b> |    |                               | 4           | 19     | 26       | 49             | 1.33 |





# P-3 VOLLEYBALL • Match players ranking




Men's Pan American Cup 2016  
Finals (Places 7-8)

**Match:** 18 **Date:** 5/25/16 **Spectators:** 800  
**City:** Mexico City  
**Hall:** Gimnasio Olimpico Juan De La Barrera  
**Match duration:** **Start:** 16:00 **End:** 18:07 **Total:** 2:07

| Teams        | Sets | 1    | 2    | 3    | 4 | 5 | Total |
|--------------|------|------|------|------|---|---|-------|
| COL          | 0    | 19   | 19   | 22   |   |   | 60    |
| CHI          | 3    | 25   | 25   | 25   |   |   | 75    |
| Set duration |      | 0:23 | 0:26 | 0:27 |   |   | 1:16  |

## CHI • Chile

| Rk                | No | Name                          | Aces | Faults | Serve Hits | Total Attempts | Note |
|-------------------|----|-------------------------------|------|--------|------------|----------------|------|
| 1                 | 3  | Araya Gabriel (MB0)           | 2    | -      | 16         | 18             | 0.67 |
| 1                 | 11 | Parraguirre Vicente (WS)      | 2    | 4      | 5          | 11             | 0.67 |
| 3                 | 9  | Bonacic Dusan (WS)            | 1    | 3      | 6          | 10             | 0.33 |
| -                 | 2  | Reyes Ventura Aaron (L)       | -    | -      | -          | -              |      |
| -                 | 5  | Parraguirre Matias (WS)       | -    | -      | -          | -              |      |
| -                 | 7  | Baeza Christopher (U)         | -    | -      | -          | -              |      |
| -                 | 8  | Bader Dusan (MB)              | -    | -      | -          | -              |      |
| -                 | 14 | Villarreal Soltau Esteban (S) | -    | -      | -          | -              |      |
| -                 | 15 | Castillo Sebastian (L)        | -    | -      | -          | -              |      |
| -                 | 16 | Diaz Sebastian (OP)           | -    | -      | -          | -              |      |
| -                 | 19 | Banda Matias (S)              | -    | -      | 9          | 9              |      |
| -                 | 1  | Guerra Uteau Simon (MB)       | -    | 1      | 7          | 8              |      |
| -                 | 4  | Parraguirre Tomas (OP)        | -    | 3      | 14         | 17             |      |
| -                 | 6  | Grimalt Rafael (S)            | -    | 1      | -          | 1              |      |
| Others            |    |                               | -    | -      | -          | -              |      |
| <b>Total Team</b> |    |                               | 5    | 12     | 57         | 74             | 1.67 |




**Serve**

Avg. by set

| Team | Opponent errors & Team faults | Aces | Faults | Serve Hits | Total Attempts | Note |
|------|-------------------------------|------|--------|------------|----------------|------|
|      |                               | 16   | 1      |            | 17             |      |

| Rk                | No | Name                          | Digs | Faults | Receptions | Total Attempts | Note |
|-------------------|----|-------------------------------|------|--------|------------|----------------|------|
| 1                 | 19 | Banda Matias (S)              | 5    | 3      | 6          | 14             | 1.67 |
| 2                 | 15 | Castillo Sebastian (L)        | 3    | 4      | 2          | 9              | 1.00 |
| 3                 | 3  | Araya Gabriel (MB0)           | 2    | 1      | 2          | 5              | 0.67 |
| 3                 | 11 | Parraguirre Vicente (WS)      | 2    | 2      | 4          | 8              | 0.67 |
| 3                 | 4  | Parraguirre Tomas (OP)        | 2    | 3      | 5          | 10             | 0.67 |
| 3                 | 9  | Bonacic Dusan (WS)            | 2    | 4      | 4          | 10             | 0.67 |
| 7                 | 1  | Guerra Uteau Simon (MB)       | 1    | 1      | 3          | 5              | 0.33 |
| 7                 | 2  | Reyes Ventura Aaron (L)       | 1    | 1      | 3          | 5              | 0.33 |
| -                 | 5  | Parraguirre Matias (WS)       | -    | -      | -          | -              |      |
| -                 | 6  | Grimalt Rafael (S)            | -    | -      | -          | -              |      |
| -                 | 7  | Baeza Christopher (U)         | -    | -      | -          | -              |      |
| -                 | 8  | Bader Dusan (MB)              | -    | -      | -          | -              |      |
| -                 | 14 | Villarreal Soltau Esteban (S) | -    | -      | -          | -              |      |
| -                 | 16 | Diaz Sebastian (OP)           | -    | -      | -          | -              |      |
| Others            |    |                               | -    | -      | -          | -              |      |
| <b>Total Team</b> |    |                               | 18   | 19     | 29         | 66             | 6.00 |



**Dig**

Avg. by set





# P-3 VOLLEYBALL • Match players ranking




Men's Pan American Cup 2016  
Finals (Places 7-8)

**Match:** 18 **Date:** 5/25/16 **Spectators:** 800  
**City:** Mexico City  
**Hall:** Gimnasio Olimpico Juan De La Barrera  
**Match duration:** **Start:** 16:00 **End:** 18:07 **Total:** 2:07

| Teams        | Sets | 1    | 2    | 3    | 4 | 5 | Total |
|--------------|------|------|------|------|---|---|-------|
| COL          | 0    | 19   | 19   | 22   |   |   | 60    |
| CHI          | 3    | 25   | 25   | 25   |   |   | 75    |
| Set duration |      | 0:23 | 0:26 | 0:27 |   |   | 1:16  |

## CHI • Chile


| Rk                | No | Name                          | Running Sets | Faults | Still Sets | Total Attempts | Note |
|-------------------|----|-------------------------------|--------------|--------|------------|----------------|------|
|                   |    |                               |              |        |            |                |      |
| 1                 | 19 | Banda Matias (S)              | 28           | 2      | 34         | 64             | 9.33 |
| -                 | 1  | Guerra Uteau Simon (MB)       | -            | -      | -          | -              |      |
| -                 | 2  | Reyes Ventura Aaron (L)       | -            | -      | -          | -              |      |
| -                 | 3  | Araya Gabriel (MB0)           | -            | -      | 2          | 2              |      |
| -                 | 4  | Parraguirre Tomas (OP)        | -            | -      | 1          | 1              |      |
| -                 | 5  | Parraguirre Matias (WS)       | -            | -      | -          | -              |      |
| -                 | 6  | Grimalt Rafael (S)            | -            | -      | -          | -              |      |
| -                 | 7  | Baeza Christopher (U)         | -            | -      | -          | -              |      |
| -                 | 8  | Bader Dusan (MB)              | -            | -      | -          | -              |      |
| -                 | 9  | Bonacic Dusan (WS)            | -            | -      | 1          | 1              |      |
| -                 | 11 | Parraguirre Vicente (WS)      | -            | -      | -          | -              |      |
| -                 | 14 | Villarreal Soltau Esteban (S) | -            | -      | -          | -              |      |
| -                 | 15 | Castillo Sebastian (L)        | -            | -      | -          | -              |      |
| -                 | 16 | Diaz Sebastian (OP)           | -            | -      | -          | -              |      |
| <b>Others</b>     |    |                               | -            | -      | -          | -              |      |
| <b>Total Team</b> |    |                               | 28           | 2      | 38         | 68             | 9.33 |



**Set**

Avg. by set

| Rk                | No | Name                          | Excellents | Faults | Serve Receptions | Total Attempts | Note  |
|-------------------|----|-------------------------------|------------|--------|------------------|----------------|-------|
|                   |    |                               |            |        |                  |                |       |
| 1                 | 11 | Parraguirre Vicente (WS)      | 6          | -      | 7                | 13             | 46.15 |
| 2                 | 15 | Castillo Sebastian (L)        | 10         | 1      | 11               | 22             | 40.91 |
| 3                 | 9  | Bonacic Dusan (WS)            | 7          | -      | 11               | 18             | 38.89 |
| -                 | 1  | Guerra Uteau Simon (MB)       | -          | -      | -                | -              |       |
| -                 | 2  | Reyes Ventura Aaron (L)       | -          | -      | -                | -              |       |
| -                 | 3  | Araya Gabriel (MB0)           | -          | -      | -                | -              |       |
| -                 | 4  | Parraguirre Tomas (OP)        | -          | -      | -                | -              |       |
| -                 | 5  | Parraguirre Matias (WS)       | -          | -      | -                | -              |       |
| -                 | 6  | Grimalt Rafael (S)            | -          | -      | -                | -              |       |
| -                 | 7  | Baeza Christopher (U)         | -          | -      | -                | -              |       |
| -                 | 8  | Bader Dusan (MB)              | -          | -      | -                | -              |       |
| -                 | 14 | Villarreal Soltau Esteban (S) | -          | -      | -                | -              |       |
| -                 | 16 | Diaz Sebastian (OP)           | -          | -      | -                | -              |       |
| -                 | 19 | Banda Matias (S)              | -          | -      | -                | -              |       |
| <b>Others</b>     |    |                               | -          | -      | -                | -              |       |
| <b>Total Team</b> |    |                               | 23         | 1      | 29               | 53             | 41.51 |



**Reception**

Eff. %  
Limit: 20.00%

