


U19 Continental Championship 2016 SEMIFINALS

Match: 17 **Date:** 28/06/2016 **Spectators:** 175
City: Habana
Hall: Palacio de los Deportes
Match duration: **Start:** 21:00 **End:** 23:25 **Total:** 2:25

Teams	Sets	1	2	3	4	5	Total
USA	3	17	25	25	23	17	107
MEX	2	25	18	23	25	15	106
Set duration		0:24	0:25	0:31	0:32	0:21	2:13




USA • United States



Spike

Succ. %
Limit: 15.00%

Rk	No	Name	Spikes	Faults	Shots	Total Attempts	Note
1	5	Jasper (OP) Jaylen	14	9	17	40	35.00
2	1	Browning (OH) Brandon	10	3	18	31	32.26
3	22	Schneidmiller (OH) Joel	13	11	20	44	29.55
-	7	Lewis (MB) Samuel	7	2	13	22	
-	18	Presho (MB) Kyler	5	2	5	12	
-	3	Hall (S) Christopher	2	1	2	5	
-	11	Merchen (S) Kyle	1	-	1	2	
-	16	Paxson (L) Cole	-	-	1	1	
-	6	Joslyn (OH) Devin	-	-	-	-	
-	9	Mathews (MB) Jack	-	-	-	-	
-	19	Reilly (OH) John	-	-	-	-	
-	20	Ryan (OP) Sean	-	-	-	-	
Others			-	-	-	-	
Total Team			52	28	77	157	33.12



Block

Avg. by set

Rk	No	Name	Kill Blocks	Faults	Rebounds	Total Attempts	Note
1	7	Lewis (MB) Samuel	4	4	14	22	0.80
2	18	Presho (MB) Kyler	3	2	9	14	0.60
2	1	Browning (OH) Brandon	3	3	4	10	0.60
2	5	Jasper (OP) Jaylen	3	3	4	10	0.60
5	22	Schneidmiller (OH) Joel	1	1	11	13	0.20
-	6	Joslyn (OH) Devin	-	-	-	-	
-	9	Mathews (MB) Jack	-	-	-	-	
-	16	Paxson (L) Cole	-	-	-	-	
-	19	Reilly (OH) John	-	-	-	-	
-	20	Ryan (OP) Sean	-	-	-	-	
-	3	Hall (S) Christopher	-	2	2	4	
-	11	Merchen (S) Kyle	-	1	1	2	
Others			-	-	-	-	
Total Team			14	16	45	75	2.80


U19 Continental Championship 2016 SEMIFINALS

Match: 17 **Date:** 28/06/2016 **Spectators:** 175
City: Habana
Hall: Palacio de los Deportes
Match duration: **Start:** 21:00 **End:** 23:25 **Total:** 2:25

Teams	Sets	1	2	3	4	5	Total
USA	3	17	25	25	23	17	107
MEX	2	25	18	23	25	15	106
Set duration		0:24	0:25	0:31	0:32	0:21	2:13



USA • United States




Serve

Avg. by set

Rk	No	Name	Aces	Faults	Serve Hits	Total Attempts	Note
1	1	Browning (OH) Brandon	4	2	13	19	0.80
2	22	Schneidmiller (OH) Joel	3	3	18	24	0.60
3	18	Presho (MB) Kyler	1	2	7	10	0.20
-	6	Joslyn (OH) Devin	-	-	-	-	
-	9	Mathews (MB) Jack	-	-	-	-	
-	11	Merchen (S) Kyle	-	-	8	8	
-	16	Paxson (L) Cole	-	-	-	-	
-	19	Reilly (OH) John	-	-	-	-	
-	20	Ryan (OP) Sean	-	-	-	-	
-	5	Jasper (OP) Jaylen	-	1	14	15	
-	3	Hall (S) Christopher	-	2	9	11	
-	7	Lewis (MB) Samuel	-	5	14	19	
Others			-	-	-	-	
Total Team			8	15	83	106	1.60

Team

Opponent errors & Team faults	33	-	33
-------------------------------	----	---	----



Dig

Avg. by set

Rk	No	Name	Digs	Faults	Receptions	Total Attempts	Note
1	22	Schneidmiller (OH) Joel	6	2	8	16	1.20
2	5	Jasper (OP) Jaylen	5	10	6	21	1.00
2	16	Paxson (L) Cole	5	18	14	37	1.00
4	7	Lewis (MB) Samuel	3	3	5	11	0.60
5	1	Browning (OH) Brandon	2	5	3	10	0.40
6	3	Hall (S) Christopher	1	1	6	8	0.20
-	6	Joslyn (OH) Devin	-	-	-	-	
-	9	Mathews (MB) Jack	-	-	-	-	
-	11	Merchen (S) Kyle	-	-	7	7	
-	19	Reilly (OH) John	-	-	-	-	
-	20	Ryan (OP) Sean	-	-	-	-	
-	18	Presho (MB) Kyler	-	2	6	8	
Others			-	-	-	-	
Total Team			22	41	55	118	4.40


U19 Continental Championship 2016 SEMIFINALS

Match: 17 **Date:** 28/06/2016 **Spectators:** 175
City: Habana
Hall: Palacio de los Deportes
Match duration: **Start:** 21:00 **End:** 23:25 **Total:** 2:25

Teams	Sets	1	2	3	4	5	Total
USA	3	17	25	25	23	17	107
MEX	2	25	18	23	25	15	106
Set duration		0:24	0:25	0:31	0:32	0:21	2:13




USA • United States



Set

Avg. by set

Rk	No	Name	Running Sets	Faults	Still Sets	Total Attempts	Note
1	3	Hall (S) Christopher	26	1	60	87	5.20
2	11	Merchen (S) Kyle	5	-	29	34	1.00
-	5	Jasper (OP) Jaylen	-	-	4	4	
-	6	Joslyn (OH) Devin	-	-	-	-	
-	7	Lewis (MB) Samuel	-	-	1	1	
-	9	Mathews (MB) Jack	-	-	-	-	
-	16	Paxson (L) Cole	-	-	13	13	
-	18	Presho (MB) Kyler	-	-	2	2	
-	19	Reilly (OH) John	-	-	-	-	
-	20	Ryan (OP) Sean	-	-	-	-	
-	22	Schneidmiller (OH) Joel	-	-	6	6	
-	1	Browning (OH) Brandon	-	1	3	4	
Others			-	-	-	-	
Total Team			31	2	118	151	6.20



Reception

Eff. %
Limit: 20.00%


Rk	No	Name	Excellents	Faults	Serve Receptions	Total Attempts	Note
1	1	Browning (OH) Brandon	14	3	15	32	34.38
2	16	Paxson (L) Cole	8	1	13	22	31.82
3	22	Schneidmiller (OH) Joel	12	-	26	38	31.58
-	3	Hall (S) Christopher	-	-	-	-	
-	5	Jasper (OP) Jaylen	-	-	-	-	
-	6	Joslyn (OH) Devin	-	-	-	-	
-	7	Lewis (MB) Samuel	-	-	-	-	
-	9	Mathews (MB) Jack	-	-	-	-	
-	11	Merchen (S) Kyle	-	-	-	-	
-	18	Presho (MB) Kyler	-	-	-	-	
-	19	Reilly (OH) John	-	-	-	-	
-	20	Ryan (OP) Sean	-	-	-	-	
Others			-	-	-	-	
Total Team			34	4	54	92	32.61

Match: 17 **Date:** 28/06/2016 **Spectators:** 175
City: Habana
Hall: Palacio de los Deportes
Match duration: **Start:** 21:00 **End:** 23:25 **Total:** 2:25

Teams	Sets	1	2	3	4	5	Total
USA	3	17	25	25	23	17	107
MEX	2	25	18	23	25	15	106
Set duration		0:24	0:25	0:31	0:32	0:21	2:13




MEX • Mexico



Spike

Succ. %
Limit: 15.00%

Rk	No	Name	Spikes	Faults	Shots	Total Attempts	Note
1	2	STEPHENS (OH) RAYMOND	18	5	21	44	40.91
2	4	SARABIA (OH) MIGUEL	12	7	23	42	28.57
2	3	BALTAZAR (OP) ALBERTO	8	5	15	28	28.57
-	15	VALENZUELA (MB) JESÚS	11	3	6	20	
-	10	KRAUSS (MB) EDUARDO DAHLI	3	1	5	9	
-	11	FLORES (S) JESÚS	-	1	4	5	
-	1	GARDEA (L) GABRIEL	-	1	2	3	
-	7	GONZÁLEZ (OP) DIEGO	1	-	1	2	
-	5	CABRERA (S) JONATHAN	-	-	-	-	
-	8	RAMIREZ (OH) SEBASTIAN	-	-	-	-	
-	9	Tellez (MB) Axel Manuel	-	-	-	-	
-	13	CARRERA (OH) JORGE	-	-	-	-	
Others			-	-	-	-	
Total Team			53	23	77	153	34.64



Block

Avg. by set

Rk	No	Name	Kill Blocks	Faults	Rebounds	Total Attempts	Note
1	10	KRAUSS (MB) EDUARDO DAHLI	6	12	13	31	1.20
2	15	VALENZUELA (MB) JESÚS	5	7	11	23	1.00
3	11	FLORES (S) JESÚS	3	1	3	7	0.60
4	2	STEPHENS (OH) RAYMOND	1	1	2	4	0.20
-	1	GARDEA (L) GABRIEL	-	-	-	-	
-	5	CABRERA (S) JONATHAN	-	-	-	-	
-	8	RAMIREZ (OH) SEBASTIAN	-	-	-	-	
-	9	Tellez (MB) Axel Manuel	-	-	-	-	
-	13	CARRERA (OH) JORGE	-	-	-	-	
-	4	SARABIA (OH) MIGUEL	-	4	1	5	
-	3	BALTAZAR (OP) ALBERTO	-	1	-	1	
-	7	GONZÁLEZ (OP) DIEGO	-	1	-	1	
Others			-	-	-	-	
Total Team			15	27	30	72	3.00

U19 Continental Championship 2016 SEMIFINALS


Match: 17 **Date:** 28/06/2016 **Spectators:** 175
City: Habana
Hall: Palacio de los Deportes
Match duration: **Start:** 21:00 **End:** 23:25 **Total:** 2:25

Teams	Sets	1	2	3	4	5	Total
USA	3	17	25	25	23	17	107
MEX	2	25	18	23	25	15	106
Set duration		0:24	0:25	0:31	0:32	0:21	2:13



MEX • Mexico

Rk	No	Name	Aces	Faults	Serve Hits	Total Attempts	Note
1	3	BALTAZAR (OP) ALBERTO	1	1	11	13	0.20
1	4	SARABIA (OH) MIGUEL	1	2	16	19	0.20
-	1	GARDEA (L) GABRIEL	-	-	-	-	
-	9	Tellez (MB) Axel Manuel	-	-	-	-	
-	15	VALENZUELA (MB) JESÚS	-	-	7	7	
-	11	FLORES (S) JESÚS	-	2	21	23	
-	8	RAMIREZ (OH) SEBASTIAN	-	1	7	8	
-	10	KRAUSS (MB) EDUARDO DAHLI	-	2	12	14	
-	2	STEPHENS (OH) RAYMOND	-	3	10	13	
-	7	GONZÁLEZ (OP) DIEGO	-	2	4	6	
-	5	CABRERA (S) JONATHAN	-	1	1	2	
-	13	CARRERA (OH) JORGE	-	1	1	2	
Others			-	-	-	-	
Total Team			2	15	90	107	0.40




Serve

Avg. by set

Team	Opponent errors & Team faults	Aces	Faults	Total Attempts	Note
	Opponent errors & Team faults	36	-	36	

Rk	No	Name	Digs	Faults	Receptions	Total Attempts	Note
1	1	GARDEA (L) GABRIEL	10	9	11	30	2.00
2	4	SARABIA (OH) MIGUEL	3	5	14	22	0.60
2	2	STEPHENS (OH) RAYMOND	3	7	8	18	0.60
4	3	BALTAZAR (OP) ALBERTO	1	4	7	12	0.20
-	5	CABRERA (S) JONATHAN	-	-	-	-	
-	7	GONZÁLEZ (OP) DIEGO	-	-	1	1	
-	9	Tellez (MB) Axel Manuel	-	-	-	-	
-	10	KRAUSS (MB) EDUARDO DAHLI	-	-	4	4	
-	13	CARRERA (OH) JORGE	-	-	-	-	
-	11	FLORES (S) JESÚS	-	5	12	17	
-	15	VALENZUELA (MB) JESÚS	-	1	1	2	
-	8	RAMIREZ (OH) SEBASTIAN	-	1	-	1	
Others			-	-	-	-	
Total Team			17	32	58	107	3.40



Dig

Avg. by set


U19 Continental Championship 2016 SEMIFINALS

Match: 17 **Date:** 28/06/2016 **Spectators:** 175
City: Habana
Hall: Palacio de los Deportes
Match duration: **Start:** 21:00 **End:** 23:25 **Total:** 2:25

Teams	Sets	1	2	3	4	5	Total
USA	3	17	25	25	23	17	107
MEX	2	25	18	23	25	15	106
Set duration		0:24	0:25	0:31	0:32	0:21	2:13




MEX • Mexico



Set

Avg. by set

Rk	No	Name	Running Sets	Faults	Still Sets	Total Attempts	Note
1	11	FLORES (S) JESÚS	10	1	107	118	2.00
-	1	GARDEA (L) GABRIEL	-	-	6	6	
-	2	STEPHENS (OH) RAYMOND	-	-	9	9	
-	3	BALTAZAR (OP) ALBERTO	-	-	3	3	
-	4	SARABIA (OH) MIGUEL	-	-	2	2	
-	5	CABRERA (S) JONATHAN	-	-	-	-	
-	7	GONZÁLEZ (OP) DIEGO	-	-	4	4	
-	8	RAMIREZ (OH) SEBASTIAN	-	-	-	-	
-	9	Tellez (MB) Axel Manuel	-	-	-	-	
-	10	KRAUSS (MB) EDUARDO DAHLI	-	-	-	-	
-	13	CARRERA (OH) JORGE	-	-	-	-	
-	15	VALENZUELA (MB) JESÚS	-	1	3	4	
Others			-	-	-	-	
Total Team			10	2	134	146	2.00



Reception

Eff. %
Limit: 20.00%

Rk	No	Name	Excellents	Faults	Serve Receptions	Total Attempts	Note
1	2	STEPHENS (OH) RAYMOND	5	-	17	22	22.73
2	1	GARDEA (L) GABRIEL	6	1	23	30	16.67
3	4	SARABIA (OH) MIGUEL	9	6	21	36	8.33
-	10	KRAUSS (MB) EDUARDO DAHLI	-	-	1	1	
-	15	VALENZUELA (MB) JESÚS	-	-	1	1	
-	5	CABRERA (S) JONATHAN	-	-	-	-	
-	7	GONZÁLEZ (OP) DIEGO	-	-	-	-	
-	8	RAMIREZ (OH) SEBASTIAN	-	-	-	-	
-	9	Tellez (MB) Axel Manuel	-	-	-	-	
-	11	FLORES (S) JESÚS	-	-	-	-	
-	13	CARRERA (OH) JORGE	-	-	-	-	
-	3	BALTAZAR (OP) ALBERTO	-	1	-	1	
Others			-	-	-	-	
Total Team			20	8	63	91	13.19