

P-3 VOLLEYBALL • Match players ranking




2018 WCH NORCECA Women's Final QT-Group A
Round Robin

Match: 5 **Date:** 10/15/2017 **Spectators:** 1,000
City: Santo Domingo
Hall: Palacio de Voleibol
Match duration: Start: 16:00 End: 17:17 Total: 1:17

Teams	Sets	1	2	3	4	5	Total
GUA	3	25	25	25			75
JAM	0	23	19	20			62
Set duration		0:24	0:23	0:24			1:11


GUA • Guatemala



Spike

Succ. %
Limit: 15.00%

Rk	No	Name	Spikes	Faults	Shots	Total Attempts	Note
1	4	Gomez Guzman Rut Beatriz (WS)	14	5	12	31	45.16
2	8	Recinos Ocaña Blanca (WS)	10	5	8	23	43.48
3	7	Guillermo Martha (WS)	4	4	8	16	25.00
-	13	González Morales Astrid Michelle (MB)	6	-	4	10	
-	10	Villalobos Lopez Ada Patricia (MB)	4	2	2	8	
-	3	Alvarez Marroquin Aury Priscila (OP)	-	-	1	1	
-	12	Caal Torres Jessica (S)	-	-	1	1	
-	2	Tornoe Gonzalez Daniela (MB)	-	-	-	-	
-	5	Alvarez Navarro Maria José (L)	-	-	-	-	
-	6	Alvarado Franco Karen Sofia (MB)	-	-	-	-	
-	11	Alvarado Franco Paola Marie (WS)	-	-	-	-	
-	14	Gomez Hirst Carmen Elisa (S)	-	-	-	-	
Others			-	-	-	-	
Total Team			38	16	36	90	42.22




Block

Avg. by set

Rk	No	Name	Kill Blocks	Faults	Rebounds	Total Attempts	Note
1	13	González Morales Astrid Michelle (MB)	4	-	3	7	1.33
2	8	Recinos Ocaña Blanca (WS)	1	-	2	3	0.33
2	10	Villalobos Lopez Ada Patricia (MB)	1	-	4	5	0.33
2	4	Gomez Guzman Rut Beatriz (WS)	1	1	1	3	0.33
2	7	Guillermo Martha (WS)	1	1	1	3	0.33
-	2	Tornoe Gonzalez Daniela (MB)	-	-	-	-	
-	3	Alvarez Marroquin Aury Priscila (OP)	-	-	-	-	
-	5	Alvarez Navarro Maria José (L)	-	-	-	-	
-	6	Alvarado Franco Karen Sofia (MB)	-	-	-	-	
-	11	Alvarado Franco Paola Marie (WS)	-	-	-	-	
-	12	Caal Torres Jessica (S)	-	-	3	3	
-	14	Gomez Hirst Carmen Elisa (S)	-	-	-	-	
Others			-	-	-	-	
Total Team			8	2	14	24	2.67





P-3 VOLLEYBALL • Match players ranking




2018 WCH NORCECA Women's Final QT-Group A
Round Robin

Match: 5 **Date:** 10/15/2017 **Spectators:** 1,000
City: Santo Domingo
Hall: Palacio de Voleibol
Match duration: **Start:** 16:00 **End:** 17:17 **Total:** 1:17

Teams	Sets	1	2	3	4	5	Total
GUA	3	25	25	25			75
JAM	0	23	19	20			62
Set duration		0:24	0:23	0:24			1:11

GUA • Guatemala




Serve

Avg. by set

Rk	No	Name	Aces	Faults	Serve Hits	Total Attempts	Note
1	7	Guillermo Martha (WS)	2	2	9	13	0.67
1	4	Gomez Guzman Rut Beatriz (WS)	2	5	9	16	0.67
1	13	González Morales Astrid Michelle (MB)	2	3	2	7	0.67
4	10	Villalobos Lopez Ada Patricia (MB)	1	2	6	9	0.33
4	8	Recinos Ocaña Blanca (WS)	1	3	6	10	0.33
-	2	Tornoe Gonzalez Daniela (MB)	-	-	-	-	
-	3	Alvarez Marroquin Aury Priscila (OP)	-	-	4	4	
-	5	Alvarez Navarro Maria José (L)	-	-	-	-	
-	6	Alvarado Franco Karen Sofia (MB)	-	-	-	-	
-	11	Alvarado Franco Paola Marie (WS)	-	-	-	-	
-	12	Caal Torres Jessica (S)	-	-	14	14	
-	14	Gomez Hirst Carmen Elisa (S)	-	-	-	-	
Others			-	-	-	-	
Total Team			8	15	50	73	2.67

Team

Opponent errors & Team faults	21	5		26	
-------------------------------	----	---	--	----	--




Dig

Avg. by set

Rk	No	Name	Digs	Faults	Receptions	Total Attempts	Note
1	5	Alvarez Navarro Maria José (L)	4	4	10	18	1.33
1	4	Gomez Guzman Rut Beatriz (WS)	4	3	5	12	1.33
3	8	Recinos Ocaña Blanca (WS)	3	2	3	8	1.00
4	7	Guillermo Martha (WS)	2	1	7	10	0.67
-	2	Tornoe Gonzalez Daniela (MB)	-	-	-	-	
-	6	Alvarado Franco Karen Sofia (MB)	-	-	-	-	
-	10	Villalobos Lopez Ada Patricia (MB)	-	-	3	3	
-	11	Alvarado Franco Paola Marie (WS)	-	-	-	-	
-	14	Gomez Hirst Carmen Elisa (S)	-	-	-	-	
-	13	González Morales Astrid Michelle (MB)	-	1	2	3	
-	12	Caal Torres Jessica (S)	-	3	4	7	
-	3	Alvarez Marroquin Aury Priscila (OP)	-	1	-	1	
Others			-	-	-	-	
Total Team			13	15	34	62	4.33





P-3 VOLLEYBALL • Match players ranking




2018 WCH NORCECA Women's Final QT-Group A
Round Robin

Match: 5 **Date:** 10/15/2017 **Spectators:** 1,000
City: Santo Domingo
Hall: Palacio de Voleibol
Match duration: Start: 16:00 End: 17:17 Total: 1:17

Teams	Sets	1	2	3	4	5	Total
GUA	3	25	25	25			75
JAM	0	23	19	20			62
Set duration		0:24	0:23	0:24			1:11


GUA • Guatemala



Set

Avg. by set

Rk	No	Name	Running Sets	Faults	Still Sets	Total Attempts	Note
1	12	Caal Torres Jessica (S)	11	2	59	72	3.67
-	2	Tornoe Gonzalez Daniela (MB)	-	-	-	-	
-	3	Alvarez Marroquin Aury Priscila (OP)	-	-	-	-	
-	4	Gomez Guzman Rut Beatriz (WS)	-	-	1	1	
-	5	Alvarez Navarro Maria José (L)	-	-	8	8	
-	6	Alvarado Franco Karen Sofia (MB)	-	-	-	-	
-	8	Recinos Ocaña Blanca (WS)	-	-	3	3	
-	11	Alvarado Franco Paola Marie (WS)	-	-	-	-	
-	13	González Morales Astrid Michelle (MB)	-	-	1	1	
-	14	Gomez Hirst Carmen Elisa (S)	-	-	-	-	
-	10	Villalobos Lopez Ada Patricia (MB)	-	1	3	4	
-	7	Guillermo Martha (WS)	-	1	1	2	
Others			-	-	-	-	
Total Team			11	4	76	91	3.67




Reception

Eff. %
Limit: 20.00%

Rk	No	Name	Excellents	Faults	Serve Receptions	Total Attempts	Note
1	7	Guillermo Martha (WS)	11	2	13	26	34.62
2	5	Alvarez Navarro Maria José (L)	7	1	10	18	33.33
-	8	Recinos Ocaña Blanca (WS)	4	1	6	11	
-	4	Gomez Guzman Rut Beatriz (WS)	1	1	-	2	
-	2	Tornoe Gonzalez Daniela (MB)	-	-	-	-	
-	3	Alvarez Marroquin Aury Priscila (OP)	-	-	-	-	
-	6	Alvarado Franco Karen Sofia (MB)	-	-	-	-	
-	10	Villalobos Lopez Ada Patricia (MB)	-	-	-	-	
-	11	Alvarado Franco Paola Marie (WS)	-	-	-	-	
-	12	Caal Torres Jessica (S)	-	-	-	-	
-	13	González Morales Astrid Michelle (MB)	-	-	-	-	
-	14	Gomez Hirst Carmen Elisa (S)	-	-	-	-	
Others			-	-	-	-	
Total Team			23	5	29	57	31.58





P-3 VOLLEYBALL • Match players ranking




2018 WCH NORCECA Women's Final QT-Group A
Round Robin

Match: 5 **Date:** 10/15/2017 **Spectators:** 1,000
City: Santo Domingo
Hall: Palacio de Voleibol
Match duration: Start: 16:00 End: 17:17 Total: 1:17

Teams	Sets	1	2	3	4	5	Total
GUA	3	25	25	25			75
JAM	0	23	19	20			62
Set duration		0:24	0:23	0:24			1:11




JAM • Jamaica



Spike

Succ. %
Limit: 15.00%

Rk	No	Name	Spikes	Faults	Shots	Total Attempts	Note
1	18	Bishop Tahleia (WS)	9	3	12	24	37.50
2	12	Atkinson Breanna (WS)	4	2	9	15	26.67
3	10	Richards Tasha-Gaye (MB)	3	2	7	12	25.00
-	13	Beckford Karensa (OP)	2	1	6	9	
-	21	Richards Cherine (MB)	2	2	2	6	
-	3	Jones Aiko (OP)	2	1	2	5	
-	19	Smith Petal (S)	-	-	3	3	
-	5	Williams Kayla (WS)	-	1	-	1	
-	1	Thompson Cherie (L)	-	-	-	-	
-	6	Binns Fiona (S)	-	-	-	-	
-	16	Miller Yolanda (MB)	-	-	-	-	
-	22	Williams Cavell (L)	-	-	-	-	
Others			-	-	-	-	
Total Team			22	12	41	75	29.33




Block

Avg. by set

Rk	No	Name	Kill Blocks	Faults	Rebounds	Total Attempts	Note
1	10	Richards Tasha-Gaye (MB)	4	6	3	13	1.33
2	19	Smith Petal (S)	3	2	-	5	1.00
3	18	Bishop Tahleia (WS)	1	-	1	2	0.33
3	21	Richards Cherine (MB)	1	3	3	7	0.33
-	1	Thompson Cherie (L)	-	-	-	-	
-	6	Binns Fiona (S)	-	-	-	-	
-	13	Beckford Karensa (OP)	-	-	3	3	
-	16	Miller Yolanda (MB)	-	-	-	-	
-	22	Williams Cavell (L)	-	-	-	-	
-	3	Jones Aiko (OP)	-	1	2	3	
-	12	Atkinson Breanna (WS)	-	2	1	3	
-	5	Williams Kayla (WS)	-	1	-	1	
Others			-	-	-	-	
Total Team			9	15	13	37	3.00





P-3 VOLLEYBALL • Match players ranking



2018 WCH NORCECA Women's Final QT-Group A
Round Robin

Match: 5 **Date:** 10/15/2017 **Spectators:** 1,000
City: Santo Domingo
Hall: Palacio de Voleibol
Match duration: Start: 16:00 End: 17:17 Total: 1:17

Teams	Sets	1	2	3	4	5	Total
GUA	3	25	25	25			75
JAM	0	23	19	20			62
Set duration		0:24	0:23	0:24			1:11



JAM • Jamaica

Rk	No	Name	Aces	Faults	Serve Hits	Total Attempts	Note
1	3	Jones Aiko (OP)	2	-	5	7	0.67
1	13	Beckford Karensa (OP)	2	1	5	8	0.67
3	19	Smith Petal (S)	1	-	6	7	0.33
-	1	Thompson Cherie (L)	-	-	-	-	
-	5	Williams Kayla (WS)	-	-	-	-	
-	6	Binns Fiona (S)	-	-	-	-	
-	10	Richards Tasha-Gaye (MB)	-	-	10	10	
-	16	Miller Yolanda (MB)	-	-	-	-	
-	22	Williams Cavell (L)	-	-	-	-	
-	21	Richards Cherine (MB)	-	1	9	10	
-	12	Atkinson Breanna (WS)	-	2	7	9	
-	18	Bishop Tahleia (WS)	-	3	10	13	
Others			-	-	-	-	
Total Team			5	7	52	64	1.67

Serve

Avg. by set

Team	Opponent errors & Team faults	Aces	Faults	Serve Hits	Total Attempts	Note
	Opponent errors & Team faults	26	7		33	

Rk	No	Name	Digs	Faults	Receptions	Total Attempts	Note
1	18	Bishop Tahleia (WS)	6	8	4	18	2.00
2	21	Richards Cherine (MB)	2	3	11	16	0.67
3	1	Thompson Cherie (L)	1	2	5	8	0.33
3	13	Beckford Karensa (OP)	1	1	1	3	0.33
-	6	Binns Fiona (S)	-	-	-	-	
-	16	Miller Yolanda (MB)	-	-	-	-	
-	22	Williams Cavell (L)	-	-	-	-	
-	19	Smith Petal (S)	-	1	5	6	
-	12	Atkinson Breanna (WS)	-	4	5	9	
-	3	Jones Aiko (OP)	-	1	1	2	
-	10	Richards Tasha-Gaye (MB)	-	1	1	2	
-	5	Williams Kayla (WS)	-	1	-	1	
Others			-	-	-	-	
Total Team			10	22	33	65	3.33

Dig

Avg. by set





P-3 VOLLEYBALL • Match players ranking



2018 WCH NORCECA Women's Final QT-Group A
Round Robin

Match: 5 **Date:** 10/15/2017 **Spectators:** 1,000
City: Santo Domingo
Hall: Palacio de Voleibol
Match duration: Start: 16:00 End: 17:17 Total: 1:17

Teams	Sets	1	2	3	4	5	Total
GUA	3	25	25	25			75
JAM	0	23	19	20			62
Set duration		0:24	0:23	0:24			1:11



JAM • Jamaica

Rk	No	Name	Running Sets	Faults	Still Sets	Total Attempts	Note
-	1	Thompson Cherie (L)	-	-	-	-	
-	5	Williams Kayla (WS)	-	-	1	1	
-	6	Binns Fiona (S)	-	-	-	-	
-	12	Atkinson Breanna (WS)	-	-	4	4	
-	13	Beckford Karensa (OP)	-	-	5	5	
-	16	Miller Yolanda (MB)	-	-	-	-	
-	18	Bishop Tahleia (WS)	-	-	2	2	
-	21	Richards Cherine (MB)	-	-	2	2	
-	22	Williams Cavell (L)	-	-	-	-	
-	3	Jones Aiko (OP)	-	1	14	15	
-	19	Smith Petal (S)	-	4	42	46	
-	10	Richards Tasha-Gaye (MB)	-	1	1	2	
Others			-	-	-	-	
Total Team			-	6	71	77	

Set

Avg. by set

Rk	No	Name	Excellents	Faults	Serve Receptions	Total Attempts	Note
1	18	Bishop Tahleia (WS)	7	2	15	24	20.83
-	12	Atkinson Breanna (WS)	2	-	6	8	
-	1	Thompson Cherie (L)	1	1	5	7	
-	3	Jones Aiko (OP)	-	-	-	-	
-	6	Binns Fiona (S)	-	-	-	-	
-	10	Richards Tasha-Gaye (MB)	-	-	-	-	
-	13	Beckford Karensa (OP)	-	-	-	-	
-	16	Miller Yolanda (MB)	-	-	-	-	
-	19	Smith Petal (S)	-	-	-	-	
-	22	Williams Cavell (L)	-	-	-	-	
-	21	Richards Cherine (MB)	-	2	11	13	
-	5	Williams Kayla (WS)	-	1	3	4	
Others			-	-	-	-	
Total Team			10	6	40	56	7.14

Reception

Eff. %
Limit: 20.00%

