



M movistar

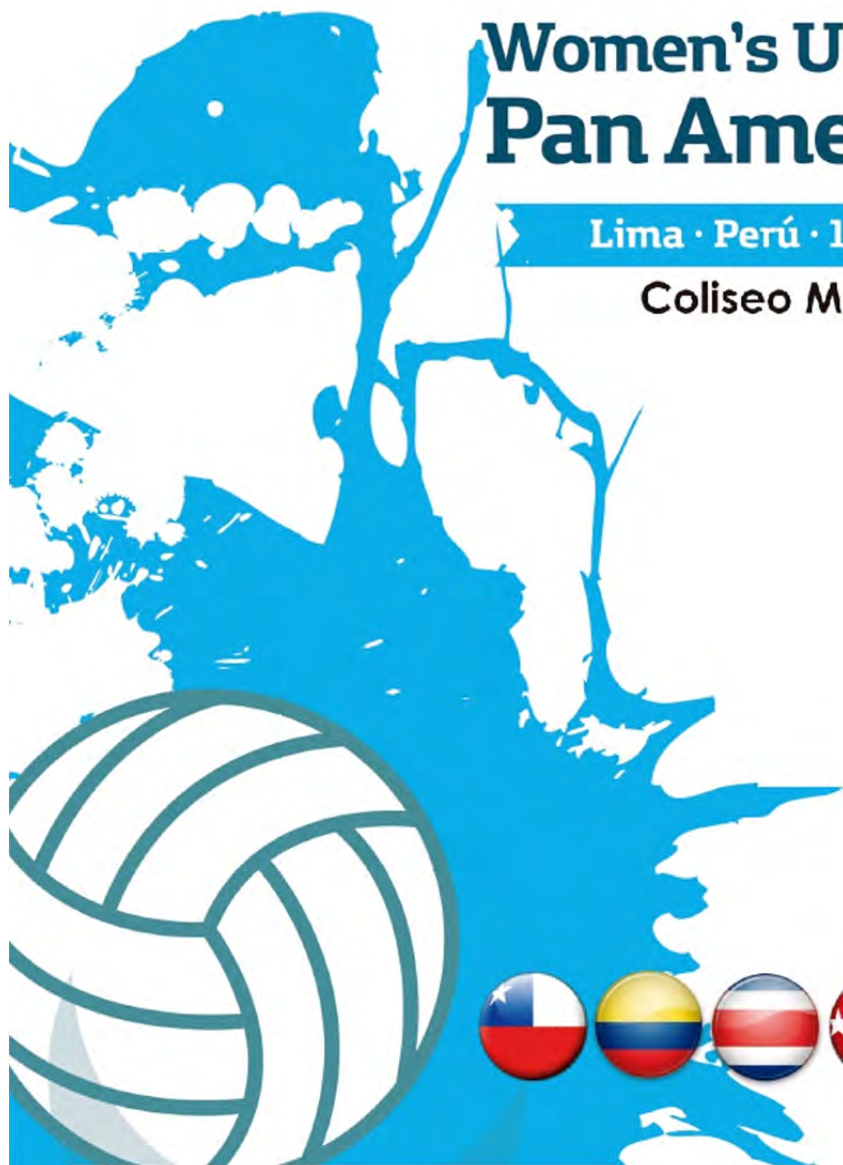
IV

**Women's U-23
Pan American Cup**



Lima · Perú · 11 - 20 August 2018

Coliseo Manuel Bonilla



BULLETIN No 6

Saturday, 18th August, 2018





Calendario y Formato de Competencia / Competition Format and Match Schedule

GROUP-A

No.	Date	Time	Teams		Set	Result per set (points)					TOTAL	TIME	
						1	2	3	4	5			
2	14-Ago	15:00	CUBA	vs	GUATEMALA	3-0	25-19	25-9	25-15			75-43	01:14
4	14-Ago	19:00	PERU	vs	CHILE	3-0	25-23	25-21	25-20			75-64	01:34
6	15-Ago	15:00	CHILE	vs	CUBA	0-3	20-25	12-25	12-25			44-75	01:13
8	15-Ago	19:00	PERU	vs	GUATEMALA	3-0	25-17	25-11	25-13			75-41	01:17
9	16-Ago	13:00	CHILE	vs	GUATEMALA	3-0	25-14	25-8	25-19			75-41	01:20
12	16-Ago	19:00	PERU	vs	CUBA	3-1	25-22	21-25	25-20	27-25		98-92	02:09

GROUP-B

No.	Date	Time	Teams		Set	Result per set (points)					TOTAL	TIME	
						1	2	3	4	5			
1	14-Ago	13:00	DOMINICAN REPUBLIC	vs	COSTA RICA	3-0	25-16	25-15	25-11			75-42	01:06
3	14-Ago	17:00	MEXICO	vs	COLOMBIA	3-2	23-25	14-25	16-25	25-18	15-9	104-91	02:15
5	15-Ago	13:00	COLOMBIA	vs	COSTA RICA	3-0	25-17	27-25	25-17			77-59	01:26
7	15-Ago	17:00	DOMINICAN REPUBLIC	vs	MEXICO	3-0	25-22	25-18	25-21			75-61	01:26
10	16-Ago	15:00	COSTA RICA	vs	MEXICO	0-3	17-25	13-25	13-25			43-75	01:12
11	16-Ago	17:00	COLOMBIA	vs	DOMINICAN REPUBLIC	0-3	13-25	13-25	15-25			41-75	01:16

QUARTERFINALS

No.	Date	Time	Teams		Set	Result per set (points)					TOTAL	TIME	
						1	2	3	4	5			
13	17-Ago	17:00	(MEX) 2nd B	vs	3rd A (CHI)	3-2	22-25	25-26	25-23	23-25	15-9	110-98	02:32
14	17-Ago	19:00	(CUB) 2nd A	vs	3rd B (COL)	3-0	25-13	25-18	25-15			75-46	01:29

CLASSIFICATION 5/8

No.	Date	Time	Teams		Set	Result per set (points)					TOTAL	TIME	
						1	2	3	4	5			
15	18-Ago	12:00	(CRC) 4th B	vs	Loser of M13 or M14 (CHI)	0-3	12-25	22-25	12-25			46-75	01:17
16	18-Ago	14:00	(GUA) 4th A	vs	Loser of M14 or M13 (COL)	0-3	14-25	13-25	13-25			40-75	01:13

SEMIFINALS

No.	Date	Time	Teams		Set	Result per set (points)					TOTAL	TIME	
						1	2	3	4	5			
17	18-Ago	16:00	(DOM) 1st B	vs	Winner of M14 or M13 (CUB)	3-1	22-25	25-16	25-13	25-21		97-75	01:49
18	18-Ago	18:00	(PER) 1st A	vs	Winner of M13 or M14 (MEX)	3-0	25-18	25-17	25-15			75-50	1:31

FINAL CLASSIFICATION 7/8

No.	Date	Time	Teams		Set	Result per set (points)					TOTAL	TIME	
						1	2	3	4	5			
19	19-Ago	12:00	(CRC) Loser of M15	vs	Loser of M16 (GUA)	0-0							

FINAL CLASSIFICATION 5/6

No.	Date	Time	Teams		Set	Result per set (points)					TOTAL	TIME	
						1	2	3	4	5			
20	19-Ago	14:00	(CHI) Winner of M15	vs	Winner of M16 (COL)	0-0							

FINALS

No.	Date	Time	Teams		Set	Result per set (points)					TOTAL	TIME	
						1	2	3	4	5			
21	19-Ago	16:00	(CUB) Loser of M17	vs	Loser of M18 (MEX)	0-0							
22	19-Ago	18:00	(DOM) Winner of M17	vs	Winner of M18 (PER)	0-0							

*NOTE1: For the Classification, Quarterfinal and Semifinal Rounds, according to the FIVB General Competition Regulations, it must be avoided that teams from the same group play each other.

*NOTE2: According to the established competition format and the FIVB General Regulations, for the Classification, Quarterfinal and Semifinal Rounds, if three teams from the same group qualify, the match between highest ranked team and lowest ranked team of

*NOTE3: Loser of M15 = Loser of Match #15, etc.





Dia / Day	Hora / Time	Competition Venue - Coliseo Manuel Bonilla	Hora / Time	Training Court 1 - La Videna	Training Court 2 - La Videna	Training Court 3 - La Videna
17-ago-18	08:00		08:00	3rd A (17:00) (CHI)		2nd B (17:00) (MEX)
	09:30	1st B (OFF) (DOM)	09:30	3rd B (19:00) (COL)		2nd A (19:00) (CUB)
	11:00	1st A (OFF) (PER)	11:00	4th A (OFF) (GUA)		4th B (OFF) (CRC)
	17:00	(MEX) 2nd B vs 3rd A (CHI)				
	19:00	(CUB) 2nd A vs 3rd B (COL)				
18-ago-18	07:00		07:00	Loser of M14 or M13 (14:00)(COL)		4th A (14:00) (GUA)
	08:30		08:30	Winner of M14 or M13 (16:00)(CUB)		1st B (16:00) (DOM)
	10:00		10:00	Winner of M13 or M14 (19:00)(MEX)		1st A (19:00) (PER)
	12:00	(CRC)4th B vs Loser of M13 or M14(CHI)				
	14:00	(GUA)4th A vs Loser of M14 or M13(COL)				
	16:00	(DOM)1st B vs Winner of M14 or M13(CUB)				
	18:00	(PER)1st A vs Winner of M13 or M14(MEX)				
	19:00		19:00	(CRC) 4th B (12:00)		Loser of M13 or M14 (12:00)(CHI)
19-ago-18	07:00		07:00	Winner of M16 (14:00) (COL)		Winner of M15 (14:00) (CHI)
	08:30		08:30	Loser of M18 (16:00) (MEX)		Loser of M17 (16:00) (CUB)
	10:00		10:00	Winner of M18 (18:00) (PER)		Winner of M17 (18:00) (DOM)
	12:00	(CRC)Loser of M15 vs Loser of M16(GUA)				
	14:00	(CHI)Winner of M15 vs Winner of M16(COL)				
	16:00	(CUB)Loser of M17 vs Loser of M18(MEX)				
	18:00	(DOM)Winner of M17 vs Winner of M18(PER)				


NORCECA
 Volleyball Confederation
 Presidency



FEDERATION INTERNATIONALE DE VOLLEYBALL



0-1 UNIFORM COLOURS
Couleur de l'uniforme

CITY: **LIMA**
Ville:

DATE: **18/08/2018** Heure: **20:30**

REGISTERED COLOURS / Couleurs enregistrées :
(ONLY SHIRT COLOUR - seulement la couleur du maillot)

POOL/PHASE: **Final Classification 5-8**
Groupe/Phase:

COL ▼	CHI ▼	CRC ▼	GUA ▼	- ▼	- ▼
1 YELLOW	RED	RED	WHITE	-	-
2 NAVY	BLUE	WHITE	NAVY	-	-
3 WHITE	WHITE	BLUE	BLUE	-	-

MATCH SCHEDULE Calendrier des matches				TEAMS CHOICE (1-2 OR 3) Choix des équipes (1-2 ou 3)				FIVB DECISION Décision de la FIVB	
DATE:	No. Match	Team Equipe	Team Equipe	1st CHOICE 1er Choix		LIBERO		A	B
		A	B	A	B	A	B	A	B
19/Ago/2018	19	CRC	GUA			RED	WHITE	WHITE	BLUE
19/Ago/2018	20	CHI	COL			WHITE	NAVY	RED	WHITE

POOL/PHASE: **Finales 1/4**
Groupe/Phase:

CUB ▼	DOM ▼	MEX ▼	PER ▼	- ▼	- ▼
1 RED	RED	RED	NAVY	-	-
2 BLUE	WHITE	GREEN	WHITE	-	-
3 WHITE	BLUE	WHITE	RED	-	-

MATCH SCHEDULE Calendrier des matches				TEAMS CHOICE (1-2 OR 3) Choix des équipes (1-2 ou 3)				FIVB DECISION Décision de la FIVB	
DATE:	No. Match	Team Equipe	Team Equipe	1st CHOICE 1er Choix		LIBERO		A	B
		A	B	A	B	A	B	A	B
19/Ago/2018	21	CUB	MEX			BLUE	GREEN	RED	WHITE
19/Ago/2018	22	DOM	PER			YELLOW	WHITE	RED	NAVY





2018 U23 Women's NORCECA Panamerican Cup

P-4 Collated results & ranking

Results as of 18 August 2018



FINAL STANDING

- 1 Winner of match 22
- 2 Loser of match 22
- 3 Winner of match 21
- 4 Loser of match 21
- 5 Winner of match 20
- 6 Loser of match 20
- 7 Winner of match 19
- 8 Loser of match 19

MATCHES RESULTS

Pool A

No	Date	Teams	Set	Result per set (points)					Total Points	Duration	Spectators
				1	2	3	4	5			
2	14-Aug-2018	CUB - GUA	3-0	25-19	25-9	25-15			75-43	14:14	200
4	14-Aug-2018	PER - CHI	3-0	25-23	25-21	25-20			75-64	2:34	500
6	15-Aug-2018	CHI - CUB	0-3	20-25	12-25	12-25			44-75	2:13	100
8	15-Aug-2018	PER - GUA	3-0	25-17	25-11	25-13			75-41	2:04	400
9	16-Aug-2018	CHI - GUA	3-0	25-14	25-8	25-19			75-41	20:20	100
12	16-Aug-2018	PER - CUB	3-1	25-22	21-25	25-20	27-25		98-92	21:09	700

Pool B

No	Date	Teams	Set	Result per set (points)					Total Points	Duration	Spectators
				1	2	3	4	5			
1	14-Aug-2018	DOM - CRC	3-0	25-16	25-15	25-11			75-42	13:54	150
3	14-Aug-2018	MEX - COL	3-2	23-25	25-14	16-25	25-18	15-9	104-91	3:15	300
5	15-Aug-2018	COL - CRC	3-0	25-17	27-25	25-17			77-59	2:26	100
7	15-Aug-2018	DOM - MEX	3-0	25-22	25-18	25-21			75-61	2:26	200
10	16-Aug-2018	CRC - MEX	0-3	17-25	13-25	13-25			43-75	20:12	150
11	16-Aug-2018	COL - DOM	0-3	13-25	13-25	15-25			41-75	20:16	500

Quarterfinals

No	Date	Teams	Set	Result per set (points)					Total Points	Duration	Spectators
				1	2	3	4	5			
13	17-Aug-2018	MEX - CHI	3-2	22-25	25-16	25-23	23-25	15-9	110-98	21:32	150
14	17-Aug-2018	CUB - COL	3-0	25-13	25-18	25-15			75-46	20:35	150

Classification 5-8

No	Date	Teams	Set	Result per set (points)					Total Points	Duration	Spectators
				1	2	3	4	5			
15	18-Aug-2018	CRC - CHI	0-3	12-25	22-25	12-25			46-75	20:17	50
16	18-Aug-2018	GUA - COL	0-3	14-25	13-25	13-25			40-75	20:13	125

Semifinals

No	Date	Teams	Set	Result per set (points)					Total Points	Duration	Spectators
				1	2	3	4	5			
17	18-Aug-2018	DOM - CUB	3-1	22-25	25-16	25-13	25-21		97-75	20:49	800
18	18-Aug-2018	PER - MEX	3-0	25-18	25-17	25-15			75-50	1:32	





2018 U23 Women's NORCECA Panamerican Cup

P-4 Collated results & ranking

Results as of 18 August 2018



Final 7-8

No	Date	Teams	Set	Result per set (points)					Total Points	Duration	Spectators
				1	2	3	4	5			
19	19-Aug-2018	CRC - GUA									

Final 5-6

No	Date	Teams	Set	Result per set (points)					Total Points	Duration	Spectators
				1	2	3	4	5			
20	19-Aug-2018	CHI - COL									

Final 3-4

No	Date	Teams	Set	Result per set (points)					Total Points	Duration	Spectators
				1	2	3	4	5			
21	19-Aug-2018	CUB - MEX									

Final 1-2

No	Date	Teams	Set	Result per set (points)					Total Points	Duration	Spectators
				1	2	3	4	5			
22	19-Aug-2018	DOM - PER									

TEAM RANKING

Pool A

Rk	Code	Team	Matches			Pts	Results details						Sets			Points		
			W	L	T		3-0	3-1	3-2	2-3	1-3	0-3	W	L	Ratio	W	L	Ratio
1	PER	Peru	3	0	3	14	2	1	0	0	0	0	9	1	9.000	248	197	1.258
2	CUB	Cuba	2	1	3	11	2	0	0	0	1	0	7	3	2.333	242	185	1.308
3	CHI	Chile	1	2	3	5	1	0	0	0	0	2	3	6	0.500	183	191	0.958
4	GUA	Guatemala	0	3	3	0	0	0	0	0	0	3	0	9	0.000	125	225	0.555

Pool B

Rk	Code	Team	Matches			Pts	Results details						Sets			Points		
			W	L	T		3-0	3-1	3-2	2-3	1-3	0-3	W	L	Ratio	W	L	Ratio
1	DOM	Dominican Republic	3	0	3	15	3	0	0	0	0	0	9	0	MAX	225	144	1.562
2	MEX	Mexico	2	1	3	8	1	0	1	0	0	1	6	5	1.200	240	209	1.148
3	COL	Colombia	1	2	3	7	1	0	0	1	0	1	5	6	0.833	209	238	0.878
4	CRC	Costa Rica	0	3	3	0	0	0	0	0	0	3	0	9	0.000	144	227	0.634





P-2 VOLLEYBALL • Match result



IV Women's U23 Pan American Cup
Classification 5/8

Match: 15 **Date:** 18/08/2018 **Spectators:** 50
City: Lima
Hall: Coliaeo Manuel Bonilla
Match duration: **Start:** 12:02 **End:** 13:19 **Total:** 1:17

Teams	Sets	1	2	3	4	5	Total
CRC	0	12	22	14			48
CHI	3	25	25	25			75
Set duration		0:20	0:29	0:22			1:11

Referees: LOPEZ, Edvin (COL) & BELTRE, José (DOM)

CRC • Costa Rica		1	2	3	4	5	Pts
3	Saenz Beatriz(MB)		■	■			1
5	Espinoza Edya (WS)	■	■	■			13
7	Campos Melissa(S)	■	■	■			2
8 L	Castro Maria Jose (L)	L	L	L			
9	Arroyo Maria (OP)		□	□			1
10	Madriz Valeria (OP)			□			
11	Volkovs Santa (WS)				■		2
12	Monge Daniela (S)			□	□		1
14	Alpizar Susan(MB)	■					3
15	Soto Isayana (WS)	■	■				3
16	Porras Ariana(WS)	■	■	■			4
19	Beechman Evonny (MB)	■	■	■			

Coach: CESAR SALAS SALAZAR
Assistant: ANDRES LOPEZ CASTRO

CHI • Chile		1	2	3	4	5	Pts
1	Flores Macarena (MB)	■	■	■			8
2	Reyes Catalina (S)		□	■			
3	Carvajal Amalia (OP)		□	□			2
4	Novoa Beatriz (WS)	■	■	■			16
5	Salinas Paula (S)	■	■				1
8	Bertens Maike (OP)	■	■	■			14
9 L	Gallardo Catalina(L)	L	L	L			
10	Mendoza Camila (MB)	■	■	■			5
11	Carrasco Victoria (MB)				□		
12	Badilla Gabriela(WS)			□			
17	Castro Daniela (WS)	■	■	■			11
18	Munoz Maria (WS)				□		

Coach: Eduardo Guillaume (ARG)
Assistant: Alejandro Marin (CHI)

TEAMS AND PLAYERS PERFORMANCES

Won Pts	Total Atts	No Name
25	96	Total Team
12	43	5 Espinoza Edya (WS)
3	8	16 Porras Ariana(WS)
4	38	Total Team
1	1	5 Espinoza Edya (WS)
1	2	12 Monge Daniela (S)
1	50	Total Team
1	11	3 Saenz Beatriz(MB)
18		Total Team
48	184	Total Team

Scoring Skills
Spike
Block
Serve
Opp. error
Total

Won Pts	Total Atts	No Name
51	101	Total Team
16	29	4 Novoa Beatriz (WS)
13	22	8 Bertens Maike (OP)
4	22	Total Team
2	4	10 Mendoza Camila (MB)
1	3	1 Flores Macarena (MB)
2	73	Total Team
1	14	8 Bertens Maike (OP)
1	9	1 Flores Macarena (MB)
18		Total Team
75	196	Total Team

13	54	5 Espinoza Edya (WS)
----	----	----------------------

Best Scorer

16	40	4 Novoa Beatriz (WS)
----	----	----------------------

Excellent	Total Atts	No Name
26	100	Total Team
12	32	8 Castro Maria Jose (L)
5	13	16 Porras Ariana(WS)
9	89	Total Team
7	63	7 Campos Melissa(S)
15	62	Total Team
7	23	8 Castro Maria Jose (L)
6	20	5 Espinoza Edya (WS)

Non scoring Skills
Dig
Set
Reception
Success - Faults
Attempts

Excellent	Total Atts	No Name
40	108	Total Team
10	17	17 Castro Daniela (WS)
9	22	4 Novoa Beatriz (WS)
19	91	Total Team
14	57	5 Salinas Paula (S)
13	43	Total Team
10	27	9 Gallardo Catalina(L)

■ Starting line-up Pts = Points scored [nn] = Captain
□ Substitute Atts = Attempts L = Libero
Opp = Opponent

Name game jury president: BERTHA CUADERA
Signature: [Signature]





P-2 VOLLEYBALL • Match result



IV Women's U23 Pan American Cup
Classification 5/8

Match: 16 **Date:** 18/08/2018 **Spectators:** 125
City: Lima
Hall: Colieo Manuel Bonilla
Match duration: **Start:** 14:01 **End:** 15:14 **Total:** 1:13

Teams	Sets	1	2	3	4	5	Total
GUA	0	14	13	13			40
COL	3	25	25	25			75
Set duration		0:22	0:24	0:21			1:07

Referees: MUÑOZ, Alejandro (CHI) & TRIBEÑO, Johnny (PER)

GUA • Guatemala		1	2	3	4	5	Pts
1	Cortéz Laura (OP)	■	■	■			1
3	Bobadilla Savinnah (S)	□	□	□			
4	Serra Andrea (WS)	□		□			1
6	L Quiñónez Laura (L)	L	L	L			
7	Guillermo Martha (WS)	■	■	■			9
9	Villagran Maria (WS)	■	■	■			8
10	Mendoza Treicy (MB)			□			
11	Garcia Maria (OP)	■	■	■			6
12	Caal Jessica (S)	■	■	■			1
13	González Astrid (MB)	■	■	■			4
18	L Granados Ana (L)						
19	Salcedo Sabrina (WS)	□	□				

COL • Colombia		1	2	3	4	5	Pts
1	Mosquera Darlevis (MB)	■	■	■			8
4	Zapata Ana Maria (S)		□	□			
5	Olaya Ana Karina (OP)	■	■	■			9
6	Carabali Valerin (MB)	■	■				8
7	Velasquez Angie (S)	■	■	■			1
8	Martinez Emelys (WS)	■	■	■			10
9	L Sarmiento Maria (L)	L	L	L			
12	Ayala Angie (WS)				□		
15	Ibarguen Manuela (OP)	■	■	■			12
16	Palacios Geraldyn (MB)		□	■			2
17	Jimenez Daniela (OP)				□		
18	Mendoza Kenia (OP)		□				5

Coach: William Fernandez Pi (CUB)
Assistant: David Aldana Perez (GUA)

Coach: BRYAN SILVA GRISALES (COL)
Assistant: HERNAN ALONSO OSORIO (COL)

TEAMS AND PLAYERS PERFORMANCES

Won Pts	Total Atts	No Name	Scoring Skills	Won Pts	Total Atts	No Name
27	89	Total Team		42	86	Total Team
8	23	7 Guillermo Martha (WS)	Spike	9	15	15 Ibarguen Manuela (OP)
8	24	9 Villagran Maria (WS)		7	19	8 Martinez Emelys (WS)
3	31	Total Team	Block	5	34	Total Team
2	10	13 González Astrid (MB)		1	4	6 Carabali Valerin (MB)
1	6	7 Guillermo Martha (WS)	Serve	1	3	8 Martinez Emelys (WS)
0	41	Total Team		8	74	Total Team
			Opp. error	3	18	15 Ibarguen Manuela (OP)
10		Total Team	Total	2	6	6 Carabali Valerin (MB)
40	161	Total Team		20		Total Team
				75	194	Total Team

9	33	7 Guillermo Martha (WS)	Best Scorer	12	35	15 Ibarguen Manuela (OP)
---	----	-------------------------	--------------------	----	----	--------------------------

Excellent	Total Atts	No Name	Non scoring Skills	Excellent	Total Atts	No Name
22	84	Total Team		28	77	Total Team
8	26	6 Quiñónez Laura (L)	Dig	10	20	9 Sarmiento Maria (L)
5	10	11 Garcia Maria (OP)		5	19	15 Ibarguen Manuela (OP)
8	79	Total Team	Set	8	77	Total Team
8	71	12 Caal Jessica (S)		6	47	7 Velasquez Angie (S)
15	69	Total Team	Reception	9	33	Total Team
6	21	9 Villagran Maria (WS)	Success - Faults	6	18	9 Sarmiento Maria (L)
3	25	7 Guillermo Martha (WS)	# Attempts	1	9	8 Martinez Emelys (WS)

■ Starting line-up Pts = Points scored nn = Captain
□ Substitute Atts = Attempts L = Libero
Opp = Opponent

Name game jury president: *[Signature]*
Signature:





P-2 VOLLEYBALL • Match result



IV Women's U23 Pan American Cup Semifinals

Match: 17 **Date:** 18/08/2018 **Spectators:** 800
City: Lima
Hall: Colieo Manuel Bonilla
Match duration: **Start:** 16:00 **End:** 17:49 **Total:** 1:49

Teams	Sets	1	2	3	4	5	Total
DOM	3	22	25	25	25		97
CUB	1	25	16	13	21		75
Set duration		0:25	0:25	0:21	0:29		1:40

Referees: MALDONADO, Walda (GUA) & DURAN, Ma del Carmen (MEX)

DOM • Dominican Republic		1	2	3	4	5	Pts
3	Gonzalez Gaila (OP)	■	■	■	■		13
4	Peralta Vielka (WS)	■					
6	De la Rosa Camila (S)	□			□		
8	Martinez Natalia (WS)	□	■	■	■		10
9	Hinojosa Angelica (MB)						
11	Gonzalez Geraldine (MB)	■	■	■	■		6
14	Perez Yokaty (S)	■	■	■	■		3
16	Feliz Yanlis (OP)	□	□		□		
17 L	Martinez Caro Larysmer(L)	L	L	L	L		
20	Martinez Brayelin (WS)	■	■	■	■		24
21	Martinez Jineiry (MB)	■	■	■	■		13
22	Rodriguez Yaneirys (WS)	□	□	□	□		

Coach: Wagner Roberto Rocha (BRA)
Assistant: Cristian Miguel Cruz (DOM)

CUB • Cuba		1	2	3	4	5	Pts
1	Hernandez Claudia (WS)				□	■	4
4 L	Tamayo Lianny (L)	L	L	L	L		
5	Martinez Evilania (OP)				□		
7	Moreno Thalia (S)	■	■	■			5
8	Perez Diaris(WS)	■	■	■	■		17
11	Moreno Gretell (S)	■	■	■	■		3
12	Cese Ailama (WS)	■	■	■	■		13
13	Viltres Yamisleydis (MB)	■	■	□	■		4
14	Aguilera Jessica (MB)	□	□	■	■		4
17	Medina Kitania (OP)						
19	Suarez Laura (MB)	■	■	■			5
20	Vila Ivy May (WS)	□	□	□			

Coach: TOMAS FERNANDEZ (CUB)
Assistant: REGLA TORRES HERRERA (CUB)

TEAMS AND PLAYERS PERFORMANCES

Won Pts	Total Atts	No Name	Scoring Skills	Won Pts	Total Atts	No Name
54	130	Total Team		45	145	Total Team
22	42	20 Martinez Brayelin (WS)	Spike	15	46	8 Perez Diaris(WS)
12	33	3 Gonzalez Gaila (OP)		12	39	12 Cese Ailama (WS)
12	53	Total Team	Block	8	54	Total Team
5	17	11 Gonzalez Geraldine (MB)		2	12	8 Perez Diaris(WS)
4	13	21 Martinez Jineiry (MB)		2	11	14 Aguilera Jessica (MB)
3	96	Total Team	Serve	2	76	Total Team
3	13	8 Martinez Natalia (WS)		1	12	13 Viltres Yamisleydis (MB)
				1	11	19 Suarez Laura (MB)
28		Total Team	Opp. error	20		Total Team
97	279	Total Team	Total	75	275	Total Team

24	72	20 Martinez Brayelin (WS)	Best Scorer	17	68	8 Perez Diaris(WS)
----	----	---------------------------	--------------------	----	----	--------------------

Excellent	Total Atts	No Name	Non scoring Skills	Excellent	Total Atts	No Name
36	115	Total Team		38	119	Total Team
14	31	17 Martinez Caro Larysmer(L)	Dig	9	20	11 Moreno Gretell (S)
8	26	14 Perez Yokaty (S)		8	24	8 Perez Diaris(WS)
18	115	Total Team	Set	32	125	Total Team
16	78	14 Perez Yokaty (S)		29	102	11 Moreno Gretell (S)
21	72	Total Team	Reception	35	86	Total Team
9	27	17 Martinez Caro Larysmer(L)	Success - Faults	14	30	12 Cese Ailama (WS)
6	23	20 Martinez Brayelin (WS)	# Attempts	7	19	8 Perez Diaris(WS)

■ Starting line-up Pts = Points scored nn = Captain
 □ Substitute Atts = Attempts L = Libero
 Opp = Opponent

Name game jury president: *Judith Rodriguez*
 Signature: *[Signature]*





P-2 VOLLEYBALL • Match result



IV Women's U23 Pan American Cup Semifinals

Match: 18 **Date:** 18/08/2018 **Spectators:** 1,000
City: Lima
Hall: Coliseo Manuel Bonilla
Match duration: **Start:** 18:29 **End:** 20:01 **Total:** 1:32

Teams	Sets	1	2	3	4	5	Total
PER	3	25	25	25			75
MEX	0	18	17	15			50
Set duration		0:26	0:31	0:29			1:26

Referees: PEREZ, Lourdes (CUB) & HERNANDEZ, Cinthya (CRC)

PER • Peru		1	2	3	4	5	Pts
1	Cuba Cristina (S)						
2	Mosquera Yujhamy(MB)	■	■	■			6
4	Lobaton Brenda (WS)	■	■	■			19
5	Almeida Shiamara (S)	■	■	■			2
6	Guerrero Maricarmen (MB)	■	■	■			13
7	Montes Flavia (MB)	■	■				2
9	Sanchez Ysabella (WS)	□		□			2
11	Montes Kiara (WS)	■	■	■			12
18	Arciniega Ariana (WS)				□		
19	De La Peña Diana (MB)				□	■	5
21 L	Sanchez Esmeralda (L)	L	L	L			
23	McLeod Thaisa (OP)					□	2

MEX • Mexico		1	2	3	4	5	Pts
1	Guereca Uxue (OP)	■	■				4
2	Salinas Valeria (S)	□	■	■			
3	Castro Grecia (WS)	■	■	■			7
4	Sanchez Francia (MB)	■	■	■			1
5	López Renat(MB)		■				
6	Maldonado Sofia (OP)	□	□	■			9
7	Escoto Natalia (MB)	■	□	■			1
8	Bernal Daniela (S)	■	■	□			1
10	Sillier Daniela (WS)	□		□			
12 L	Landeros Joseline (L)	L	L	L			
13	Valenzuela Mirna (WS)			□			
14	Parra Melanie (WS)	■	■	■			5

Coach: CARLOS APARICO (PER)
Assistant: MARTIN ESCUDERO (PER)

Coach: Luis Alberto Leon (MEX)
Assistant: Mario Rodriguez (MEX)

TEAMS AND PLAYERS PERFORMANCES

Won Pts	Total Atts	No Name	Scoring Skills	Won Pts	Total Atts	No Name
49	116	Total Team		25	112	Total Team
18	40	4 Lobaton Brenda (WS)	Spike	8	31	6 Maldonado Sofia (OP)
10	24	11 Montes Kiara (WS)		6	27	3 Castro Grecia (WS)
9	42	Total Team	Block	2	36	Total Team
3	10	19 De La Peña Diana (MB)		1	5	6 Maldonado Sofia (OP)
3	8	2 Mosquera Yujhamy(MB)		1	5	7 Escoto Natalia (MB)
5	73	Total Team	Serve	1	52	Total Team
2	15	6 Guerrero Maricarmen (MB)		1	8	3 Castro Grecia (WS)
1	3	9 Sanchez Ysabella (WS)				
12		Total Team	Opp. error	22		Total Team
75	231	Total Team	Total	50	200	Total Team

19	52	4 Lobaton Brenda (WS)	Best Scorer	9	39	6 Maldonado Sofia (OP)
----	----	-----------------------	--------------------	---	----	------------------------

Excellent	Total Atts	No Name	Non scoring Skills	Excellent	Total Atts	No Name
49	116	Total Team		25	117	Total Team
16	30	21 Sanchez Esmeralda (L)	Dig	7	23	12 Landeros Joseline (L)
12	19	4 Lobaton Brenda (WS)		4	24	14 Parra Melanie (WS)
25	107	Total Team	Set	9	104	Total Team
23	76	5 Almeida Shiamara (S)		7	65	8 Bernal Daniela (S)
23	48	Total Team	Reception	18	63	Total Team
10	18	21 Sanchez Esmeralda (L)	Success - Faults	6	18	3 Castro Grecia (WS)
7	19	11 Montes Kiara (WS)	# Attempts	4	15	14 Parra Melanie (WS)

■ Starting line-up Pts = Points scored □nn = Captain
 □ Substitute Atts = Attempts L = Libero
 Opp = Opponent

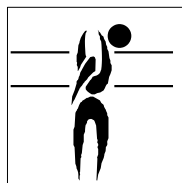
BERTHA CUADRA
Bilquada





P-5 VOLLEYBALL • Players ranking by skills

IV Women's U23 Pan American Cup



Best Scorers

Rk	No	Name	Team	Spike	Block	Serve	Total
1	1	Guereca Uxue (OP)	MEX	79	7	3	89
2	4	Lobaton Brenda (WS)	PER	73	3	4	80
3	12	Cese Ailama (WS)	CUB	58	6	8	72
4	8	Bertens Maike (OP)	CHI	56	3	9	68
5	8	Perez Diaris(WS)	CUB	55	9	2	66
6	14	Parra Melanie (WS)	MEX	55	4	4	63
7	3	Gonzalez Gaila (OP)	DOM	56	3	3	62
8	4	Novoa Beatriz (WS)	CHI	54	1	2	57
8	15	Ibarguen Manuela (OP)	COL	49	1	7	57
10	5	Olaya Ana Karina (OP)	COL	42	4	2	48
11	8	Martinez Emelys (WS)	COL	35	5	4	44
12	1	Mosquera Darlevis (MB)	COL	34	8	0	42
12	3	Castro Grecia (WS)	MEX	37	0	5	42
14	21	Martinez Jineiry (MB)	DOM	25	14	2	41
14	6	Carabali Valerin (MB)	COL	23	14	4	41
16	19	Suarez Laura (MB)	CUB	28	7	5	40
17	6	Guerrero Maricarmen (MB)	PER	29	3	6	38
18	20	Martinez Brayelin (WS)	DOM	33	3	1	37
19	7	Moreno Thalia (S)	CUB	29	5	2	36
19	11	Moreno Gretell (S)	CUB	20	14	2	36
21	4	Peralta Vielka (WS)	DOM	32	1	1	34
22	8	Martinez Natalia (WS)	DOM	24	1	7	32
22	2	Mosquera Yujhamy(MB)	PER	18	10	4	32
24	5	Espinoza Edya (WS)	CRC	30	1	0	31
25	17	Castro Daniela (WS)	CHI	27	2	1	30
26	11	Montes Kiara (WS)	PER	24	2	2	28
27	1	Flores Macarena (MB)	CHI	21	1	4	26
28	6	Maldonado Sofia (OP)	MEX	22	2	0	24
29	11	Garcia Maria (OP)	GUA	22	0	1	23
29	14	Aguilera Jessica (MB)	CUB	16	5	2	23
31	15	Soto Isayana (WS)	CRC	19	1	2	22
31	3	Carvajal Amalia (OP)	CHI	22	0	0	22
33	9	Villagran Maria (WS)	GUA	20	0	1	21
34	7	Guillermo Martha (WS)	GUA	16	3	1	20
35	12	Badilla Gabriela(WS)	CHI	9	4	6	19
35	4	Sanchez Francia (MB)	MEX	11	7	1	19
37	14	Alpizar Susan(MB)	CRC	17	1	0	18
37	1	Hernandez Claudia (WS)	CUB	9	2	7	18
39	7	Montes Flavia (MB)	PER	14	3	0	17
39	10	Mendoza Camila (MB)	CHI	9	6	2	17
41	13	González Astrid (MB)	GUA	12	4	0	16
41	13	Viltres Yamisleydis (MB)	CUB	8	4	4	16
43	19	De La Peña Diana (MB)	PER	8	4	2	14
44	9	Sanchez Ysabella (WS)	PER	12	0	1	13
44	11	Gonzalez Geraldine (MB)	DOM	5	7	1	13
46	16	Porras Ariana(WS)	CRC	9	2	1	12
47	10	Sillier Daniela (WS)	MEX	7	1	3	11
48	9	Arroyo Maria (OP)	CRC	10	0	0	10
48	23	Mc Leod Thaisa (OP)	PER	8	1	1	10
48	14	Perez Yokaty (S)	DOM	5	2	3	10
Total tournament				1,432	211	154	1,797





P-5 VOLLEYBALL • Players ranking by skills

IV Women's U23 Pan American Cup



Best Spikers

Limit: 15.00%

Rk	No	Name	Team	Spikes	Faults	Shots	Total Attempts	Succ. %
1	4	Lobaton Brenda (WS)	PER	73	19	50	142	51.41
2	20	Martinez Brayelin (WS)	DOM	33	5	29	67	49.25
3	12	Cese Ailama (WS)	CUB	58	14	47	119	48.74
4	3	Gonzalez Gaila (OP)	DOM	56	11	50	117	47.86
5	6	Guerrero Maricarmen (MB)	PER	29	9	30	68	42.65
6	4	Novoa Beatriz (WS)	CHI	54	15	60	129	41.86
7	8	Perez Diaris(WS)	CUB	55	21	56	132	41.67
8	1	Guereca Uxue (OP)	MEX	79	19	92	190	41.58
9	15	Ibarguen Manuela (OP)	COL	49	19	66	134	36.57
10	8	Bertens Maike (OP)	CHI	56	20	80	156	35.90
Total Tournament				1,432	496	1,873	3,801	37.67



Best Blockers

Rk	No	Name	Team	Kill Blocks	Faults	Rebounds	Total Attempts	Avg. by set
1	21	Martinez Jineiry (MB)	DOM	14	11	23	48	1.08
2	6	Carabali Valerin (MB)	COL	14	16	25	55	0.82
3	11	Moreno Gretell (S)	CUB	14	18	16	48	0.82
4	2	Mosquera Yujhamy(MB)	PER	10	6	19	35	0.77
5	11	Gonzalez Geraldine (MB)	DOM	7	6	17	30	0.54
6	8	Perez Diaris(WS)	CUB	9	10	17	36	0.53
7	1	Mosquera Darlevis (MB)	COL	8	20	21	49	0.47
8	19	Suarez Laura (MB)	CUB	7	12	20	39	0.41
9	4	Sanchez Francia (MB)	MEX	7	11	28	46	0.37
10	1	Guereca Uxue (OP)	MEX	7	17	26	50	0.37
Total Tournament				211	471	720	1,402	3.52



Best Servers


Rk	No	Name	Team	Aces	Faults	Serve Hits	Total Attempts	Avg. by set
1	8	Martinez Natalia (WS)	DOM	7	4	24	35	0.54
2	8	Bertens Maike (OP)	CHI	9	11	30	50	0.53
3	12	Cese Ailama (WS)	CUB	8	5	48	61	0.47
4	6	Guerrero Maricarmen (MB)	PER	6	7	28	41	0.46
5	15	Ibarguen Manuela (OP)	COL	7	7	56	70	0.41
6	1	Hernandez Claudia (WS)	CUB	7	7	8	22	0.41
7	12	Badilla Gabriela(WS)	CHI	6	3	39	48	0.35
8	2	Mosquera Yujhamy(MB)	PER	4	4	51	59	0.31
9	4	Lobaton Brenda (WS)	PER	4	9	30	43	0.31
10	19	Suarez Laura (MB)	CUB	5	3	49	57	0.29
Total Tournament				154	278	2,045	2,477	2.57





P-5 VOLLEYBALL • Players ranking by skills

IV Women's U23 Pan American Cup



Best Diggers

Rk	No	Name	Team	Digs	Faults	Receptions	Total Attempts	Avg. by set
1	21	Sanchez Esmeralda (L)	PER	50	21	26	97	3.85
2	12	Landeros Joseline (L)	MEX	68	34	50	152	3.58
3	8	Castro Maria Jose (L)	CRC	41	43	39	123	3.42
4	4	Lobaton Brenda (WS)	PER	43	13	25	81	3.31
5	9	Sarmiento Maria (L)	COL	56	28	35	119	3.29
6	17	Martinez Caro Larysmer(L)	DOM	42	20	39	101	3.23
7	9	Gallardo Catalina(L)	CHI	41	40	53	134	2.41
8	4	Novoa Beatriz (WS)	CHI	37	22	33	92	2.18
9	8	Bertens Maike (OP)	CHI	35	15	26	76	2.06
10	4	Tamayo Lianny (L)	CUB	33	33	28	94	1.94
Total Tournament				1,108	1,023	1,466	3,597	18.47



Best Setters

Rk	No	Name	Team	Running Sets	Faults	Still Sets	Total Attempts	Avg. by set
1	5	Almeida Shiamara (S)	PER	81	1	221	303	6.23
2	11	Moreno Gretell (S)	CUB	85	5	210	300	5.00
3	7	Velasquez Angie (S)	COL	72	5	311	388	4.24
4	14	Perez Yokaty (S)	DOM	46	2	212	260	3.54
5	5	Salinas Paula (S)	CHI	50	4	277	331	2.94
6	12	Caal Jessica (S)	GUA	31	5	208	244	2.58
7	7	Campos Melissa(S)	CRC	30	5	235	270	2.50
8	8	Bernal Daniela (S)	MEX	38	2	221	261	2.00
9	7	Moreno Thalia (S)	CUB	22	2	82	106	1.29
10	1	Cuba Cristina (S)	PER	14	-	23	37	1.08
Total Tournament				518	45	2,894	3,457	8.63



Best Receivers

Limit: 20.00%


Rk	No	Name	Team	Excellents	Faults	Serve Receptions	Total Attempts	Eff. %
1	4	Lobaton Brenda (WS)	PER	30	2	26	58	48.28
2	8	Perez Diaris(WS)	CUB	40	2	39	81	46.91
3	21	Sanchez Esmeralda (L)	PER	33	5	30	68	41.18
4	11	Montes Kiara (WS)	PER	22	1	35	58	36.21
5	17	Martinez Caro Larysmer(L)	DOM	24	3	34	61	34.43
6	4	Tamayo Lianny (L)	CUB	27	2	54	83	30.12
7	9	Sarmiento Maria (L)	COL	41	5	74	120	30.00
8	9	Gallardo Catalina(L)	CHI	32	1	71	104	29.81
9	3	Castro Grecia (WS)	MEX	29	4	52	85	29.41
10	8	Castro Maria Jose (L)	CRC	24	2	49	75	29.33
Total Tournament				653	157	1,388	2,198	22.57





P-5 VOLLEYBALL • Players ranking by skills

IV Women's U23 Pan American Cup



Best Liberos

Rk	No	Name	Team	Excellents	Faults	In play	Total attempts	Avg. by set
1	21	Sanchez Esmeralda (L)	PER	83	26	56	165	6.38
2	12	Landeros Joseline (L)	MEX	117	44	126	287	6.16
3	9	Sarmiento Maria (L)	COL	97	33	109	239	5.71
4	8	Castro Maria Jose (L)	CRC	65	45	88	198	5.42
5	17	Martinez Caro Larysmer(L)	DOM	66	23	73	162	5.08
6	9	Gallardo Catalina(L)	CHI	73	41	124	238	4.29
7	4	Tamayo Lianny (L)	CUB	60	35	82	177	3.53
8	18	Granados Ana (L)	GUA	8	7	14	29	0.67





P-6 VOLLEYBALL • Teams ranking by skills

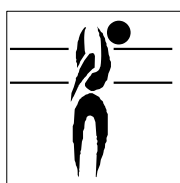
IV Women's U23 Pan American Cup



Best Spikers

Limit: 15.00%

Rk	Team	Spikes	Faults	Shots	Total Attempts	Succ. %
1	DOM Dominican Republic	197	41	183	421	46.79
2	CUB Cuba	224	74	196	494	45.34
3	PER Peru	193	61	190	444	43.47
4	CHI Chile	207	77	273	557	37.16
5	COL Colombia	196	76	268	540	36.30
6	MEX Mexico	228	64	357	649	35.13
7	GUA Guatemala	85	49	177	311	27.33
8	CRC Costa Rica	102	54	229	385	26.49
Total Tournament		1,432	496	1,873	3,801	37.67



Best Blockers

Rk	Team	Kill Blocks	Faults	Rebounds	Total Attempts	Avg. by set
1	CUB Cuba	52	76	96	224	3.06
2	DOM Dominican Republic	35	52	99	186	2.69
3	PER Peru	27	45	90	162	2.08
4	COL Colombia	34	71	103	208	2.00
5	MEX Mexico	24	76	130	230	1.26
6	CHI Chile	19	58	104	181	1.12
7	CRC Costa Rica	10	47	52	109	0.83
7	GUA Guatemala	10	46	46	102	0.83
Total Tournament		211	471	720	1,402	3.52



Best Servers


Rk	Team	Aces	Faults	Serve Hits	Total Attempts	Avg. by set
1	CUB Cuba	32	39	317	388	1.88
2	PER Peru	23	36	259	318	1.77
3	CHI Chile	30	47	278	355	1.76
4	DOM Dominican Republic	20	34	262	316	1.54
5	COL Colombia	20	33	279	332	1.18
6	MEX Mexico	18	28	355	401	0.95
7	CRC Costa Rica	6	26	167	199	0.50
8	GUA Guatemala	5	35	128	168	0.42
Total Tournament		154	278	2,045	2,477	2.57





P-6 VOLLEYBALL • Teams ranking by skills

IV Women's U23 Pan American Cup



Best Diggers

Rk	Team	Digs	Faults	Receptions	Total Attempts	Avg. by set
1	CHI Chile	204	145	214	563	12.00
2	PER Peru	153	91	173	417	11.77
3	DOM Dominican Republic	130	79	172	381	10.00
4	MEX Mexico	176	185	252	613	9.26
5	COL Colombia	151	143	208	502	8.88
6	CUB Cuba	141	117	151	409	8.29
7	CRC Costa Rica	90	148	171	409	7.50
8	GUA Guatemala	63	115	125	303	5.25
Total Tournament		1,108	1,023	1,466	3,597	18.47



Best Setters

Rk	Team	Running Sets	Faults	Still Sets	Total Attempts	Avg. by set
1	PER Peru	96	2	306	404	7.38
2	CUB Cuba	108	8	320	436	6.35
3	COL Colombia	75	6	419	500	4.41
4	DOM Dominican Republic	53	3	316	372	4.08
5	CHI Chile	64	8	445	517	3.76
6	MEX Mexico	59	5	534	598	3.11
7	CRC Costa Rica	32	7	309	348	2.67
8	GUA Guatemala	31	6	245	282	2.58
Total Tournament		518	45	2,894	3,457	8.63



Best Receivers

Limit: 20.00%

Rk	Team	Excellents	Faults	Serve Receptions	Total Attempts	Eff. %
1	PER Peru	95	11	108	214	39.25
2	CUB Cuba	112	14	165	291	33.68
3	MEX Mexico	110	24	195	329	26.14
4	DOM Dominican Republic	57	8	142	207	23.67
5	COL Colombia	92	23	203	318	21.70
6	CHI Chile	81	14	216	311	21.54
7	CRC Costa Rica	59	17	186	262	16.03
8	GUA Guatemala	47	46	173	266	0.38
Total Tournament		653	157	1,388	2,198	22.57





Perú debutará en la final ante República Dominicana

LIMA, Perú, 17 de agosto 2018.- República Dominicana tendrá el derecho de defender su título de campeón de la Copa Panamericana U23, tras remontar y vencer por 3-1 a Cuba (22-25; 25-16; 25-13; 25-21) en el primer cruce de semifinales en el Coliseo Manuel Bonilla de Miraflores.

Perú será el rival de las tres veces campeonas. El equipo anfitrión logró su clasificación a su primera gran final, tras imponerse con el aliento de su barra a un abrumado equipo de México por 3-0 (25-18; 25-17; 25-15) que no mostró su usual poderío en saque y ataque.

Chile 3, Costa Rica 0

Chile obtuvo victoria por 3-0 sobre Costa Rica (25-12; 25-22; 25-14) y este domingo 19 jugará por la clasificación del quinto lugar. Beatriz Novoa, Maike Martens y Daniela Castro lideraron en Chile con 16, 14 y puntos respectivamente. En Costa Rica, la mejor fue Edya Espinoza que registró 13 unidades. Chile ganó doblegando a Costa Rica en ataque (51-25) y servicio (2-1), pero ambos registraron 4 puntos en bloqueo y 18 errores no forzados cada uno.

Colombia 3, Guatemala 0

El equipo juvenil de Colombia consiguió un cómodo triunfo por 3-0 sobre Guatemala (25-14; 25-13; 25-13) y jugará por la clasificación del quinto lugar contra Chile. En 1 hora 7 minutos de juego, el equipo de Bryan Silva logró desactivar por completo a su rival con la potencia de su saque hasta conseguir 8 puntos en servicio. Colombia además fue superior en ataque (42-27) y bloqueo (5-3). Manuela Iburguen y Emelys Martínez contribuyeron con 12 y 10 puntos cada una a la victoria, por Guatemala la mayor anotadora fue Martha Guillermo con 9 unidades.

República Dominicana 3, Cuba 1

República Dominicana tendrá el derecho de defender su título de campeón de la Copa Panamericana U23, tras remontar y vencer por 3-1 a Cuba (22-25; 25-16; 25-13; 25-21) en el primer cruce de semifinales en el Coliseo Manuel Bonilla de Miraflores. Brayelin Martínez fue la encargada de guiar a su equipo a la victoria anotando 24 puntos, le siguió Gaila Gonzalez y Jineiry Martinez con 13 puntos cada una y Natalia Martínez que finalizó con 10 unidades. En Cuba lideraron Diaris Pérez y Ailama Cese con 17 y 13 puntos respectivamente. Dominicana tuvo la ventaja en ataque (54-45), bloqueo (12-8) y servicio (3-2). El equipo ganador cometió 20 errores no forzados y el perdedor 28.

Perú 3, México 0

Perú jugará su primera final en la Copa Panamericana U23 tras imponerse por 3-0 a su similar de México (25-18; 25-17; 25-15). Brenda Lobatón lideró nuevamente la ofensiva peruana con 19 puntos, mientras que Maricarmen Guerrero y Kiara Montes aportaron 13 y 12 puntos respectivamente. Perú fue superior en ataque (49-25), bloqueo (9-2) y servicio (5-1). En esta cuarta edición, Perú buscará arrebatar el título de campeón a República Dominicana, que acumula tres medallas de oro ganadas de manera consecutiva.

