

XIII Copa Panamericana

oleibol masculino

Córdoba 2018

Del 28 de agosto al 2 de septiembre 2018

Arena Córdoba

Bulletin 2



Calendario y Formato de Competencia / Competition Format and Match Schedule

GROUP-A															
No.	Date	Time	Teams		LIVE SCORE	Set	Result per set (points)								
							1	2	3	4	5	POINTS	TOTAL	TIME	FORMS
2	28-ago	13:00	CHILE	vs	CUBA	1-3	22-25	25-17	19-25	21-25	1-4	87-92	1:47	P-2	P-3
6	28-ago	21:00	MEXICO	vs	GUATEMALA	3-0	25-18	25-20	29-27		5-0	79-65	1:22	P-2	P-3
7	29-ago	11:00	CUBA	vs	GUATEMALA	0-0								P-2	P-3
12	29-ago	21:00	MEXICO	vs	CHILE									P-2	P-3
14	30-ago	13:00	GUATEMALA	vs	CHILE	0-0								P-2	P-3
18	30-ago	21:30	MEXICO	vs	CUBA									P-2	P-3

GROUP-B															
No.	Date	Time	Teams		LIVE SCORE	Set	Result per set (points)								
							1	2	3	4	5	POINTS	TOTAL	TIME	FORMS
3	28-ago	15:00	BRAZIL	vs	DOMINICAN REPUBLIC	3-0	25-21	25-19	25-14		5-0	75-54	1:11	P-2	P-3
4	28-ago	17:00	CANADA	vs	COLOMBIA	3-1	25-19	23-25	25-22	25-22	4-1	98-88	1:48	P-2	P-3
8	29-ago	13:00	COLOMBIA	vs	BRAZIL	0-0								P-2	P-3
10	29-ago	17:00	DOMINICAN REPUBLIC	vs	CANADA									P-2	P-3
15	30-ago	15:00	COLOMBIA	vs	DOMINICAN REPUBLIC	0-0								P-2	P-3
16	30-ago	17:00	BRAZIL	vs	CANADA									P-2	P-3

GROUP-C															
No.	Date	Time	Teams		LIVE SCORE	Set	Result per set (points)								
							1	2	3	4	5	POINTS	TOTAL	TIME	FORMS
1	28-ago	11:00	UNITED STATES	vs	PERU	3-0	25-21	25-14	26-24		5-0	76-59	1:22	P-2	P-3
5	28-ago	19:00	ARGENTINA	vs	PUERTO RICO	3-1	20-25	25-15	33-31	25-17	4-1	103-88	1:56	P-2	P-3
9	29-ago	15:00	PERU	vs	ARGENTINA	0-0								P-2	P-3
11	29-ago	19:00	PUERTO RICO	vs	UNITED STATES									P-2	P-3
13	30-ago	11:00	PERU	vs	PUERTO RICO	0-0								P-2	P-3
17	30-ago	19:00	UNITED STATES	vs	ARGENTINA									P-2	P-3

CLASSIFICATION 11 / 12															
No.	Date	Time	Teams		LIVE SCORE	Set	Result per set (points)								
							1	2	3	4	5	POINTS	TOTAL	TIME	FORMS
19	31-ago	13:00	4º "A" / "B" / "C" (2)	vs	4º "A" / "B" / "C" (3)	0-0								P-2	P-3

CLASSIFICATION 7 / 10															
No.	Date	Time	Teams		LIVE SCORE	Set	Result per set (points)								
							1	2	3	4	5	POINTS	TOTAL	TIME	FORMS
20	31-ago	15:00	3rd "A" / "B" / "C" (1)	vs	4th A / B / C (1)	0-0								P-2	P-3
21	31-ago	17:00	3rd "A" / "B" / "C" (3)	vs	3rd A / B / C (2)									P-2	P-3

QUATERFINALS															
No.	Date	Time	Teams		LIVE SCORE	Set	Result per set (points)								
							1	2	3	4	5	POINTS	TOTAL	TIME	FORMS
22	31-ago	19:00	2nd "A" / "B" / "C" (1)	vs	2nd A / B / C (2)										
23	31-ago	21:00	1st "A" / "B" / "C" (3)	vs	2nd A / B / C (3)										

FINAL CLASSIFICATION 9 / 10															
No.	Date	Time	Teams		LIVE SCORE	Set	Result per set (points)								
							1	2	3	4	5	POINTS	TOTAL	TIME	FORMS
24	01-sep	15:00	Loser of M20	vs	Loser of M21	0-0								P-2	P-3

FINAL CLASSIFICATION 7 / 8															
No.	Date	Time	Teams		LIVE SCORE	Set	Result per set (points)								
							1	2	3	4	5	POINTS	TOTAL	TIME	FORMS
25	01-sep	17:00	Winner of M20	vs	Winner of M21	0-0								P-2	P-3

SEMIFINALS															
No.	Date	Time	Teams		LIVE SCORE	Set	Result per set (points)								
							1	2	3	4	5	POINTS	TOTAL	TIME	FORMS
26	01-sep	19:00	1st A / B / C (2)	vs	Winner of M22 or M23	0-0								P-2	P-3
27	01-sep	21:00	1st A / B / C (1)	vs	Winner of M23 or M22	0-0								P-2	P-3

FINAL CLASSIFICATION 5 / 6															
No.	Date	Time	Teams		LIVE SCORE	Set	Result per set (points)								
							1	2	3	4	5	POINTS	TOTAL	TIME	FORMS
28	02-sep	14:00	Loser of M22	vs	Loser of M23	0-0								P-2	P-3

FINALS															
No.	Date	Time	Teams		LIVE SCORE	Set	Result per set (points)								
							1	2	3	4	5	POINTS	TOTAL	TIME	FORMS
29	02-sep	16:00	Loser of M26	vs	Loser of M27	0-0								P-2	P-3
30	02-sep	18:00	Winner of M26	vs	Winner of M27	0-0								P-2	P-3

*NOTE1: For the Classification, Quarterfinal and Semifinal Rounds, according to the FIVB General Competition Regulations, it must be avoided that teams from the same group play each other.

*NOTE2: According to the established competition format and the FIVB General Regulations, for the Classification, Quarterfinal and Semifinal Rounds, if three teams from the same group qualify, the match between highest ranked team and lowest ranked team of their Preliminary

*NOTE3: Loser of M22 = Loser of Match #22, etc.

Copa XII Panamericana Voleibol Masculino

Veracruz, México • August 26-Sept. 3 2018



NORCECA

Volleyball Confederation



Dia / Day	Hora / Time	Competition Venue - Arena de Cordoba	Hora / Time	Training Court 1 - Gimnasio Unidad y Trabajo	Training Court 2 - Auditorio Antonio Ruiz Galindo, Unidad Deportiva Eliezer Morales	Hora / Time	Training Court 3 - El Mexicano
29-ago-18	11:00	CUB vs GUA	08:00	PER (15:00)	ARG (15:00)		
	13:00	COL vs BRA	09:30	DOM (17:00)	CAN (17:00)	09:00	CUB / GUA (WARM UP)
	15:00	PER vs ARG	11:00	PUR (19:00)	USA (19:00)	11:00	COL / BRA (WARM UP)
	17:00	DOM vs CAN	12:30	MEX (21:00)	CHI (21:00)	13:00	PER / ARG (WARM UP)
	19:00	PUR vs USA	18:00	CUB (11:00)	GUA (11:00)	15:00	DOM / CAN (WARM UP)
	21:00	MEX vs CHI	19:30	COL (13:00)	BRA (13:00)	17:00	PUR / USA (WARM UP)
						19:00	MEX / CHI (WARM UP)
30-ago-18	11:00	PER vs PUR	08:00	COL (15:00)	DOM (15:00)		
	13:00	GUA vs CHI	09:30	BRA (17:00)	CAN (17:00)	09:00	PER / PUR (WARM UP)
	15:00	COL vs DOM	11:00	USA (19:00)	ARG (19:00)	11:00	GUA / CHI (WARM UP)
	17:00	BRA vs CAN	12:30	CUB (21:00)	MEX (21:00)	13:00	COL / DOM (WARM UP)
	19:00	USA vs ARG	18:00	PER (11:00)	PUR (11:00)	15:00	BRA / CAN (WARM UP)
	21:00	MEX vs CUB	19:30	GUA (13:00)	CHI (13:00)	17:00	USA / ARG (WARM UP)
						19:00	MEX / CUB (WARM UP)
31-ago-18	09:00	1st A / B / C (2) (OFF)	08:00	3rd "A"/"B"/"C"(1) (15:00)	4th A / B/C(1) (15:00)		
	10:30	1st A / B / C (1) (OFF)	09:30	3rd "A"/"B"/"C"(2) (17:00)	3rd A / B / C(3) (17:00)	11:00	4th (2) / 4th (3) (WARM UP)
	13:00	4* "A" / "B" / "C" (2) vs 4* "A" / "B" / "C" (3)	11:00	2nd A / B / C(1) (19:00)	2nd A / B / C(2) (19:00)	13:00	3rd (1) / 4th (1) (WARM UP)
	15:00	3rd "A"/"B"/"C"(1) vs 4th A / B/C(1)	12:30	1st A / B / C (3) (21:00)	2nd A / B / C(3) (21:00)	15:00	3rd (2) / 3rd (3) (WARM UP)
	17:00	3rd "A"/"B"/"C"(2) vs 3rd A / B / C(3)				17:00	2nd (1) / 2nd (2) (WARM UP)
	19:00	2nd A / B / C(1) vs 2nd A / B / C(2)				19:00	1st (3) / 2nd (3) (WARM UP)
	21:00	1st A / B / C (3) vs 2nd A / B / C(3)					
01-sep-18			08:00	Loser of M20 (15:00)	Loser of M21 (15:00)		
			09:30	Winner of M20 (17:00)	Winner of M21 (17:00)		
			11:00	1st A / B / C (2) (19:00)	Winner of M22 or M23 (19:00)		
	15:00	Loser of M20 VS Loser of M21	12:30	Winner of M23 or M22 (21:00)	1st A / B / C (1) (21:00)	14:00	L M20 / L M21 (WARM UP)
	17:00	Winner of M20 vs Winner of M21	14:00	Loser of M22 (OFF)	Loser of M23 (OFF)	16:00	W M20 / W M21 (WARM UP)
	19:00	1st A / B / C (2) vs Winner of M22 or M23	15:30			18:00	1st (2) / W M22-23 (WARM UP)
	21:00	1st A / B / C (1) vs Winner of M23 or M22			20:00	1st (1) / W M23-22 (WARM UP)	
02-sep-18			08:00	Loser of M22 (17:00)	Loser of M23 (17:00)		
			09:30	Loser of M26 (19:00)	Loser of M27 (19:00)		
			11:00	Winner of M26 (20:00)	Winner of M27 (20:00)		
			12:30			13:00	L M22 / L M23 (WARM UP)
	14:00	Loser of M22 vs Loser of M23				15:00	L M26 / L M27 (WARM UP)
	16:00	Loser of M26 vs Loser of M27				17:00	W M26 / W M27 (WARM UP)
	18:00	Winner of M26 vs Winner of M27					

2018 Senior Men's NORCECA Panamerican Cup

P-4 Collated results & ranking

Results as of 29 August 2018

MATCHES RESULTS

Pool A

No	Date	Teams	Set	Result per set (points)					Total Points	Duration	Spectators
				1	2	3	4	5			
2	28-Aug-2018	CHI - CUB	1-3	22-25	25-17	19-25	21-25		87-92	1:47	300
6	28-Aug-2018	MEX - GUA	3-0	25-18	25-20	29-27			79-65	1:22	1200

Pool B

No	Date	Teams	Set	Result per set (points)					Total Points	Duration	Spectators
				1	2	3	4	5			
3	28-Aug-2018	BRA - DOM	3-0	25-21	25-19	25-14			75-54	1:17	111
4	28-Aug-2018	CAN - COL	3-1	25-19	23-25	25-22	25-22		98-88	1:57	450

Pool C

No	Date	Teams	Set	Result per set (points)					Total Points	Duration	Spectators
				1	2	3	4	5			
1	28-Aug-2018	USA - PER	3-0	25-21	25-14	26-24			76-59	1:22	200
5	28-Aug-2018	ARG - PUR	3-1	20-25	25-15	33-31	25-17		103-88	1:56	750

TEAM RANKING

Pool A

Rk	Code	Team	Matches			Pts	Results details							Sets			Points		
			W	L	T		3-0	3-1	3-2	2-3	1-3	0-3	W	L	Ratio	W	L	Ratio	
1	MEX	Mexico	1	0	1	5	1	0	0	0	0	0	3	0	MAX	79	65	1.215	
2	CUB	Cuba	1	0	1	4	0	1	0	0	0	0	3	1	3.000	92	87	1.057	
3	CHI	Chile	0	1	1	1	0	0	0	0	1	0	1	3	0.333	87	92	0.945	
4	GUA	Guatemala	0	1	1	0	0	0	0	0	0	1	0	3	0.000	65	79	0.822	

Pool B

Rk	Code	Team	Matches			Pts	Results details							Sets			Points		
			W	L	T		3-0	3-1	3-2	2-3	1-3	0-3	W	L	Ratio	W	L	Ratio	
1	BRA	Brazil	1	0	1	5	1	0	0	0	0	0	3	0	MAX	75	54	1.388	
2	CAN	Canada	1	0	1	4	0	1	0	0	0	0	3	1	3.000	98	88	1.113	
3	COL	Colombia	0	1	1	1	0	0	0	0	1	0	1	3	0.333	88	98	0.897	
4	DOM	Dominican Republic	0	1	1	0	0	0	0	0	0	1	0	3	0.000	54	75	0.720	

Pool C

Rk	Code	Team	Matches			Pts	Results details							Sets			Points		
			W	L	T		3-0	3-1	3-2	2-3	1-3	0-3	W	L	Ratio	W	L	Ratio	
1	USA	USA	1	0	1	5	1	0	0	0	0	0	3	0	MAX	76	59	1.288	
2	ARG	Argentina	1	0	1	4	0	1	0	0	0	0	3	1	3.000	103	88	1.170	
3	PUR	Puerto Rico	0	1	1	1	0	0	0	0	1	0	1	3	0.333	88	103	0.854	
4	PER	Peru	0	1	1	0	0	0	0	0	0	1	0	3	0.000	59	76	0.776	



P-2 VOLLEYBALL • Match result



2018 Senior Men's NORCECA Panamerican Cup
Group C

Match: 1 **Date:** 8/28/2018 **Spectators:** 200
City: CORDOBA
Hall: ARENA CORDOBA
Match duration: **Start:** 11:00 **End:** 12:28 **Total:** 1:28

Teams	Sets	1	2	3	4	5	Total
USA	3	25	25	26			76
PER	0	21	14	24			59
Set duration		0:29	0:23	0:30			1:22

Referees: Carvalho J. (BRA) & Bobadilla G. (COL)

USA • UNITED STATES		1	2	3	4	5	Pts
2	Jarman Price (MB)	■	■				5
4	Fey Kupono (WS)	□		■			5
5	Shaw James (S)	■	■	■			4
6	Stahl Mitchell (MB)	■	■	■			10
7	Greene Jr. Arvis (OP)						
10	Russell Kyle (OP)	■	■	■			17
11	Coenen Ryan (WS)						
12	Pollock Matthew (MB)				■		4
13	Arnitz Jacob (WS)	■	■	■			5
14	Wieczorek David (WS)	■	■				6
16	Schmidt Brendan (MB)						
19 L	Dagostino Kyle (L)	L	L	L			
22 L	Hatch John (L)						
23	Seif Jonah (S)	□	□				

Coach: Hunt, David (USA)
Assistant: Hawks, John (USA)

PER • PERU		1	2	3	4	5	Pts
2	Williams Paul	■	■	■			3
5	Rodrigues Ticona Frank Pierre				□		2
6	Vargas Jose	□	■	■			
7	Romay Dammert Eduardo	■	■	■			12
8	Urueña Daniel	■	■	■			3
9 L	Bustos Huaco Juan Carlos Andre						
10	Recavarren Diego		□	□			
11 L	Nakamatsu Jonathan	L	L	L			
12	Porras Balcazar Daniel Andre	■	□				
13	Bernaola Benny	■					1
14	Hidalgo Alvaro	■	■	■			11
18	Mendoza Francis		□	□			1
19	Rodriguez Juan Jose	■	■				1
22	Gutierrez Marcelo						

Coach: Juan Carlos Gala Rod
Assistant: Edwin Wilbert Jimene

TEAMS AND PLAYERS PERFORMANCES

Won Pts	Total Atts	No Name	Scoring Skills	Won Pts	Total Atts	No Name
41	75	Total Team		31	65	Total Team
15	22	10 Russell Kyle (OP)	Spike	11	23	7 Romay Dammert Eduardo
5	7	6 Stahl Mitchell (MB)		10	14	14 Hidalgo Alvaro
6	41	Total Team	Block	2	43	Total Team
3	11	6 Stahl Mitchell (MB)		1	7	19 Rodriguez Juan Jose
2	6	2 Jarman Price (MB)		1	5	14 Hidalgo Alvaro
9	75	Total Team	Serve	1	61	Total Team
4	17	14 Wieczorek David (WS)		1	11	7 Romay Dammert Eduardo
2	13	6 Stahl Mitchell (MB)				
20		Total Team	Opp. error	25		Total Team
76	191	Total Team	Total	59	169	Total Team

17	36	10 Russell Kyle (OP)	Best Scorer	12	41	7 Romay Dammert Eduardo
----	----	----------------------	--------------------	----	----	-------------------------

Excellent	Total Atts	No Name	Non scoring Skills	Excellent	Total Atts	No Name
20	37	Total Team		18	64	Total Team
6	9	19 Dagostino Kyle (L)	Dig	4	10	2 Williams Paul
3	5	14 Wieczorek David (WS)		4	16	11 Nakamatsu Jonathan
30	70	Total Team	Set	15	51	Total Team
29	65	5 Shaw James (S)		12	42	2 Williams Paul
35	52	Total Team	Reception	15	56	Total Team
1	1	6 Stahl Mitchell (MB)	Success - Faults	5	15	11 Nakamatsu Jonathan
13	16	19 Dagostino Kyle (L)	# Attempts	5	16	6 Vargas Jose

■ Starting line-up Pts = Points scored [nn] = Captain
□ Substitute Atts = Attempts L = Libero
Opp = Opponent





P-2 VOLLEYBALL • Match result



2018 Senior Men's NORCECA Panamerican Cup
Group A

Match: 2 **Date:** 8/28/2018 **Spectators:** 300
City: VERACRUZ
Hall: ARENA CORDOBA
Match duration: **Start:** 13:00 **End:** 14:56 **Total:** 1:56

Teams	Sets	1	2	3	4	5	Total
CHI	1	22	25	19	21		87
CUB	3	25	17	25	25		92
Set duration		0:26	0:26	0:25	0:30		1:47

Referees: Vera W. (PER) & Ortiz H. (PUR)

CHI • CHILE		1	2	3	4	5	Pts
1	Guerra Uteau Simon (MB)	■	■	■	■		11
3	Araya Gabriel (MB)	■	■				2
4	Parraguirre Tomas (OP)	■	■	■	■		14
5	Parraguirre Matias (WS)		□			□	
7	Albornoz Refusta Rafael (WS)						
8	Bader Dusan (MB)						
9	Bonacic Dusan (WS)	■	■	■	■		10
10	Mardones Vicente (OP)						
11	Parraguirre Vicente (WS)	■	■	■	■		13
14	Villarreal Soltau Esteban (S)	■	■	■	■		3
15	L Castillo Sebastian (L)	L	L	L	L		
16	Gago Murtagh Tomas (MB)		□	■	■		6
18	Leon Joaquin (S)						
25	Reyes Ventura Aaron (L)						

Coach: Nejamkin, Daniel (ARG)
Assistant: Villarreal, Iván (CHI)

CUB • CUBA		1	2	3	4	5	Pts
2	Melgarejo Hernandez Osniel Lazaro (WS)		□				2
3	Yang Herrera Marlon (WS)	■	■	■	■		11
4	Jimenez Scull Javier Ernesto (WS)						
5	Concepcion Rojas Javier Octavio (MB)		□				
7	L Garcia Alvarez Yonder Roman (L)	L	L	L	L		
8	Tuero Fortun Richard (L)						
9	Osoria Rodriguez Livan (MB)	■	■	■	■		8
10	Gutierrez Suarez Miguel David (OP)	■	■	■	■		14
11	Taboada Diaz Livan (S)			□			
12	Herrera Jaime Jesus (OP)					□	6
14	Goide Arredondo Adrian Eduardo (S)	■	■	■	■		2
15	Leon Napoles Yohan Armando (WS)		□				
17	Alonso Arce Roamy Raul (MB)	■	■	■	■		7
18	Lopez Castro Miguel Angel (WS)	■	■	■	■		21

Coach: NICOLAS VIVES COFFIG (CUB)
Assistant: YOSVANY MUÑOZ PEREZ (CUB)

TEAMS AND PLAYERS PERFORMANCES

Won Pts	Total Atts	No Name	Scoring Skills	Won Pts	Total Atts	No Name
48	110	Total Team		57	120	Total Team
14	37	4 Parraguirre Tomas (OP)	Spike	18	31	18 Lopez Castro Miguel Angel
10	25	11 Parraguirre Vicente (WS)		11	29	10 Gutierrez Suarez Miguel
8	75	Total Team	Block	12	71	Total Team
3	19	1 Guerra Uteau Simon (MB)		4	11	17 Alonso Arce Roamy Raul
2	16	11 Parraguirre Vicente (WS)		2	12	10 Gutierrez Suarez Miguel
3	87	Total Team	Serve	2	90	Total Team
1	8	3 Araya Gabriel (MB)		1	14	18 Lopez Castro Miguel Angel
1	12	14 Villarreal Soltau Esteban (S)		1	13	10 Gutierrez Suarez Miguel
28		Total Team	Opp. error	21		Total Team
87	272	Total Team	Total	92	281	Total Team

14	59	4 Parraguirre Tomas (OP)	Best Scorer	21	55	18 Lopez Castro Miguel Angel
----	----	--------------------------	--------------------	----	----	------------------------------

Excellent	Total Atts	No Name	Non scoring Skills	Excellent	Total Atts	No Name
32	97	Total Team		37	73	Total Team
7	15	4 Parraguirre Tomas (OP)	Dig	9	16	18 Lopez Castro Miguel Angel
6	19	15 Castillo Sebastian (L)		8	16	7 Garcia Alvarez Yonder
31	100	Total Team	Set	40	108	Total Team
30	93	14 Villarreal Soltau Esteban (S)		39	97	14 Goide Arredondo Adrian
41	78	Total Team	Reception	52	75	Total Team
8	13	15 Castillo Sebastian (L)	<u>Success - Faults</u>	17	23	7 Garcia Alvarez Yonder
22	41	11 Parraguirre Vicente (WS)	<u># Attempts</u>	25	33	3 Yang Herrera Marlon (WS)

■ Starting line-up Pts = Points scored [nn] = Captain
□ Substitute Atts = Attempts L = Libero
Opp = Opponent





P-2 VOLLEYBALL • Match result



2018 Senior Men's NORCECA Panamerican Cup
Group B

Match: 3 **Date:** 8/28/2018 **Spectators:** 350
City: VERACRUZ
Hall: ARENA CORDOBA
Match duration: **Start:** 15:23 **End:** 16:40 **Total:** 1:17

Teams	Sets	1	2	3	4	5	Total
BRA	3	25	25	25			75
DOM	0	21	19	14			54
Set duration		0:24	0:26	0:21			1:11

Referees: Castaneda D. (CUB) & Careaga R. (CHI)

BRA • BRAZIL		1	2	3	4	5	Pts
1	Souza Alan (OP)	■	■	■			14
2	Sobrinho Eduardo (S)	□	□	□			1
3	Moraes Davy Silva (OP)	□	□	□			4
4	L Carvalho Filho Rogério Batista De(L)	L	L	L			
5	Santos Leandro (MB)		■	■			9
7	Honorato Henrique Dantas Nóbregue(WS)	■	■	■			7
8	Nascimento Leonardo (WS)	■	■	■			14
10	Bispo dos Santos Matheus (MB)	■					2
11	Pontes Veloso Thiago (S)	■	■	■			
13	Gualberto Flavio (MB)	■	■	■			6
15	L Pureza Douglas (L)	L	L	L			
17	Batista Cledenilson Souza (MB)						
18	Pessoa Gabriel Soares (WS)						
19	Cardoso Victor Aleksander Alm(WS)	□	□				

Coach: Giovane Farinazzo Ga (BRA)
Assistant: Nery Pereira Tambeir (BRA)

DOM • DOMINICAN REPUBLIC		1	2	3	4	5	Pts
1	Tapia Santana Henry Omar (OP)	□	□				1
3	Contrera De Los Santo Elvis Dalsires (WS)	■	■	■			8
5	Mieses Feliz Enger Miguel (WS)	□		□			
7	Mercedes Cruz Jonathan (MB)			■			1
8	Lopez Capellan Henry Antonio (WS)	■	■				3
9	L Tolentino Lorenzo Braymer Norbery (L)	L	L	L			
10	Abreu Lopez Francisco Alberto (S)	□	□				
11	Caceres Gomez Jose Miguel (OP)	■	■	■			11
12	Arredondo Severino Francisco Argelis (S)	■	■	■			
14	Romero Perez Felix Miguel (MB)	■	■	■			3
15	Paulino Paulino Richi (MB)	■	■	■			5
19	Cruz Cepin Hector Alexis (WS)						

Coach: JOSE ALEXANDER GUTIE (VEN)
Assistant: Amaury Martinez (DOM)

TEAMS AND PLAYERS PERFORMANCES

Won Pts	Total Atts	No Name	Scoring Skills	Won Pts	Total Atts	No Name
43	76	Total Team		29	74	Total Team
13	17	8 Nascimento Leonardo (WS)	Spike	11	20	11 Caceres Gomez Jose
12	18	1 Souza Alan (OP)		7	23	3 Contrera De Los Santo Elvis
11	49	Total Team	Block	1	58	Total Team
4	9	5 Santos Leandro (MB)		1	7	8 Lopez Capellan Henry
3	4	7 Honorato Henrique Dantas	Serve	2	57	Total Team
3	73	Total Team		1	12	14 Romero Perez Felix Miguel
1	13	1 Souza Alan (OP)	Opp. error	1	15	3 Contrera De Los Santo Elvis
1	11	8 Nascimento Leonardo (WS)	Total	22		Total Team
18		Total Team		54	189	Total Team
75	198	Total Team				

14	39	1 Souza Alan (OP)	Best Scorer	11	38	11 Caceres Gomez Jose
----	----	-------------------	--------------------	----	----	-----------------------

Excellent	Total Atts	No Name	Non scoring Skills	Excellent	Total Atts	No Name
22	53	Total Team		14	44	Total Team
6	11	4 Carvalho Filho Rogério	Dig	4	8	3 Contrera De Los Santo Elvis
4	9	1 Souza Alan (OP)		4	7	12 Arredondo Severino
16	59	Total Team	Set	18	69	Total Team
15	46	11 Pontes Veloso Thiago (S)		16	59	12 Arredondo Severino
17	47	Total Team	Reception	15	59	Total Team
7	12	4 Carvalho Filho Rogério	<u>Success - Faults</u>	7	17	9 Tolentino Lorenzo Braymer
6	16	8 Nascimento Leonardo (WS)	<u># Attempts</u>	5	18	8 Lopez Capellan Henry

■ Starting line-up Pts = Points scored [nn] = Captain
□ Substitute Atts = Attempts L = Libero
Opp = Opponent





P-2 VOLLEYBALL • Match result



2018 Senior Men's NORCECA Panamerican Cup Group B

Match: 4 **Date:** 8/28/2018 **Spectators:** 450
City: VERACRUZ
Hall: ARENA CORDOBA
Match duration: Start: 17:10 End: 19:07 Total: 1:57

Teams	Sets	1	2	3	4	5	Total
CAN	3	25	23	25	25		98
COL	1	19	25	22	22		88
Set duration		0:25	0:29	0:27	0:27		1:48

Referees: Gonzalez D. (MEX) & Megia R. (GUA)

CAN • CANADA		1	2	3	4	5	Pts
1	L Davies Jeremy Alexander (L)	L	L				
3	L Brennan Logan (L)		L	L	L		
4	Eshenko Pearson (MB)						
5	Scheerhoorn Blake (WS)	■	■	■	■		17
6	Duff Justin (MB)	■	■	■	■		14
7	Demyanenko Danny (MB)	■	■	■	■		12
8	Richards Andrew (WS)	■	■	■	■		3
9	Bramwell Terrel (OP)						
12	Gyimah Deanan (MB)						
17	Howe Jackson (MB)						
21	Walsh Brett James (S)	■	■	■	■		7
22	Koppers Brandon (WS)	■	■	■	■		11
24	Keturakis Byron (S)						

Coach: Larry McKay (CAN)
Assistant: Bradley Hudson (CAN)

COL • COLOMBIA		1	2	3	4	5	Pts
1	Hurtado Ivan Andres (WS)	■	■	■	■		12
3	L Diaz Juan Pablo (L)	L	L		L		
4	Vinasco Collazos Julian Mauricio (S)	□	□	□	□		
5	Sanchez Jhonier (MB)						
6	Llanos Carlos (WS)						
8	Mejia Leandro (MB)	□	■	■	■		8
9	Payan Moreno Jorge Emilio (OP)	■	■		□		1
10	Larrahondo Gustavo (OP)		□	■	■		14
12	L Guerrero Julian (L)	L	L	L	L		
13	Ambuila Juan Camilo (S)	■	■	■	■		1
14	Carabali Kevin (MB)	■	■	■	■		6
16	Carabali Cristian (MB)	■					
17	Alomia Angulo Carlos Edison (WS)	■	■	■			7
18	Renteria David (WS)			□	■		3

Coach: ELISEO RAMOS RIVAS
Assistant: CARLOS FELIPE OSORIO

TEAMS AND PLAYERS PERFORMANCES

Won Pts	Total Atts	No Name	Scoring Skills	Won Pts	Total Atts	No Name
50	100	Total Team		39	93	Total Team
17	36	5 Scheerhoorn Blake (WS)	Spike	13	20	10 Larrahondo Gustavo (OP)
12	15	6 Duff Justin (MB)		10	21	1 Hurtado Ivan Andres (WS)
8	56	Total Team	Block	11	73	Total Team
3	8	22 Koppers Brandon (WS)		3	19	14 Carabali Kevin (MB)
2	11	7 Demyanenko Danny (MB)		3	20	8 Mejia Leandro (MB)
6	97	Total Team	Serve	2	87	Total Team
3	20	7 Demyanenko Danny (MB)		1	9	10 Larrahondo Gustavo (OP)
2	17	22 Koppers Brandon (WS)		1	15	1 Hurtado Ivan Andres (WS)
34		Total Team	Opp. error	36		Total Team
98	253	Total Team	Total	88	253	Total Team

17	55	5 Scheerhoorn Blake (WS)	Best Scorer	14	34	10 Larrahondo Gustavo (OP)
----	----	--------------------------	--------------------	----	----	----------------------------

Excellent	Total Atts	No Name	Non scoring Skills	Excellent	Total Atts	No Name
35	78	Total Team		23	77	Total Team
8	16	8 Richards Andrew (WS)	Dig	4	6	9 Payan Moreno Jorge Emilio
8	14	22 Koppers Brandon (WS)		4	11	12 Guerrero Julian (L)
29	96	Total Team	Set	17	83	Total Team
29	83	21 Walsh Brett James (S)		17	81	13 Ambuila Juan Camilo (S)
35	71	Total Team	Reception	31	76	Total Team
13	20	8 Richards Andrew (WS)	Success - Faults	13	21	12 Guerrero Julian (L)
2	4	5 Scheerhoorn Blake (WS)	# Attempts	3	7	18 Renteria David (WS)

■ Starting line-up Pts = Points scored [nn] = Captain
□ Substitute Atts = Attempts L = Libero
Opp = Opponent





P-2 VOLLEYBALL • Match result



2018 Senior Men's NORCECA Panamerican Cup
Group C

Match: 5 **Date:** 8/28/2018 **Spectators:** 750
City: VERACRUZ
Hall: ARENA CORDOBA
Match duration: Start: 19:37 End: 21:42 Total: 2:05

Teams	Sets	1	2	3	4	5	Total
ARG	3	20	25	33	25		103
PUR	1	25	15	31	17		88
Set duration		0:26	0:23	0:40	0:27		1:56

Referees: Robb A. (CAN) & Ramirez Y. (DOM)

ARG • ARGENTINA		1	2	3	4	5	Pts
1	Sanchez Matias (S)	■	■	■	■		1
2	Arreche Liam Ernesto (MB)						
3	Martinez Franchi Jan (WS)	□	□		□		
4	Toro Alejandro (WS)	□	□	□	□		3
8	Bitar Gaspar (S)	□	□	□	□		
9	Palonsky Luciano (WS)						
10	Bruno Nicolas (WS)	■	■	■	■		15
11	Fernandez Gaston (MB)	■	■	■	■		10
12	Gallego Joaquin (MB)	■	■	■			6
13	Palacios Ezequiel (WS)	■	■	■	■		20
15	Zerba Nicolas (MB)				□	■	3
16	Johansen German (OP)	■	■	■	■		12
18 L	Danani Santiago (L)	L	L	L	L		
19 L	Massimino Franco (L)	L	L	L	L		

Coach: GROSSI, ALEJANDRO
Assistant: BARREIRO, GONZALO

PUR • PUERTO RICO		1	2	3	4	5	Pts
1	Morales Steven (MB)	■	■	■	■		10
3	Guzman Pablo (WS)	□	□	□	□		2
4 L	Del Valle Dennis (L)	L	L	L	L		
5	Nieves Pedro (MB)				□	□	
6	Perez Angel (S)	■	■	■	■		1
7	Iglesias Arturo (S)		□	□	□		
8	Rivera Eddie (WS)			□			1
10	Cruz Lozada Ezequiel (OP)	■	■	■	■		6
11	Torres Maurice (OP)	■	■	■	■		18
13	Sanchez Sequiel (WS)	■	■	■	■		13
14	Vazquez Juan (OP)	□	□		□		2
15	Rodriguez Jonathan (MB)	■	■	■			6
17	Colon Jessie (MB)					■	2
24 L	Cabrera Rivera Arnel (L)	L	L	L	L		

Coach: Oswald Antonetti Cam (PUR)
Assistant: Manuel Acevedo (PUR)

TEAMS AND PLAYERS PERFORMANCES

Won Pts	Total Atts	No Name	Scoring Skills	Won Pts	Total Atts	No Name
57	105	Total Team		58	111	Total Team
19	29	13 Palacios Ezequiel (WS)	Spike	18	34	11 Torres Maurice (OP)
11	25	10 Bruno Nicolas (WS)		13	24	13 Sanchez Sequiel (WS)
8	66	Total Team	Block	2	65	Total Team
2	8	10 Bruno Nicolas (WS)		1	14	1 Morales Steven (MB)
2	10	12 Gallego Joaquin (MB)		1	15	15 Rodriguez Jonathan (MB)
5	102	Total Team	Serve	1	89	Total Team
2	17	10 Bruno Nicolas (WS)		1	14	15 Rodriguez Jonathan (MB)
1	7	12 Gallego Joaquin (MB)				
33		Total Team	Opp. error	27		Total Team
103	273	Total Team	Total	88	265	Total Team

20	53	13 Palacios Ezequiel (WS)	Best Scorer	18	54	11 Torres Maurice (OP)
----	----	---------------------------	--------------------	----	----	------------------------

Excellent	Total Atts	No Name	Non scoring Skills	Excellent	Total Atts	No Name
46	87	Total Team		38	92	Total Team
14	25	10 Bruno Nicolas (WS)	Dig	7	12	4 Del Valle Dennis (L)
8	14	1 Sanchez Matias (S)		7	16	6 Perez Angel (S)
40	95	Total Team	Set	32	91	Total Team
35	78	1 Sanchez Matias (S)		28	75	6 Perez Angel (S)
40	69	Total Team	Reception	52	89	Total Team
11	18	18 Danani Santiago (L)	<u>Success - Faults</u>	19	26	24 Cabrera Rivera Arnel (L)
15	25	10 Bruno Nicolas (WS)	<u># Attempts</u>	16	28	13 Sanchez Sequiel (WS)

■ Starting line-up Pts = Points scored [nn] = Captain
□ Substitute Atts = Attempts L = Libero
Opp = Opponent





P-2 VOLLEYBALL • Match result



2018 Senior Men's NORCECA Panamerican Cup
Group A

Match: 6 **Date:** 8/28/2018 **Spectators:** 1,200
City: VERACRUZ
Hall: ARENA CORDOBA
Match duration: **Start:** 22:53 **End:** 0:21 **Total:** 1:28

Teams	Sets	1	2	3	4	5	Total
MEX	3	25	25	29			79
GUA	0	18	20	27			65
Set duration		0:24	0:26	0:32			1:22

Referees: Prater M. (USA) & Casado N. (ARG)

MEX • MEXICO		1	2	3	4	5	Pts
1	Vargas Daniel (OP)	■	■	■			14
4	Ruiz De La Cruz Gonzalo (WS)	■	■	□			9
5	L Rangel Jesus (L)	L	L	L			
6	Perales Jesus Alberto (S)						
8	Cruz Mendoza Gabriel (MB)	□	■	■			6
10	Rangel Pedro (S)	■	■	■			6
11	Barajas Jorge (WS)	■	■	■			14
12	Martinez Jose (MB)	■	■	■			3
14	Martinez Garcia Jonathan (MB)	■		□			
15	L Martinez Alan Gabriel (L)	L	L				
17	Orellana Nestor (OP)	□					
20	Duarte Julian (WS)		□	■			1
22	Acosta Guerson (MB)						
23	Moreno Alejandro (WS)	□	□				

Coach: AZAIR LOPEZ, JORGE M
Assistant: DELGADO, ADRIAN

GUA • GUATEMALA		1	2	3	4	5	Pts
1	Nery Flores Jeyson Fernando (WS)				□		
2	Lopez Santiago Carlos Fernando (WS)	■	■	■			11
3	Chacon Pelaez Wagner Arnulfo (WS)	■	■	■			3
4	Menendez Burgos Axel Enrique (WS)						
5	Flores Diaz Erik Gerardo (OP)						
6	Pineda Fuentes Edras Amed (MB)						
7	Ruano Poron Adan Andree (S)				□		
8	L Santa Cruz Molina Luis Fernando (L)	L	L	L			
11	Leonardo Blanco Andy Alexis (OP)	■	■	■			17
12	L Pineda Lopez Tirso Ivan (L)				L		
13	Colindres Ipiña Erick Noel (MB)						
14	Chinchilla Franco Brandon Arnoldo (MB)	■	■	■			3
15	Aragon Lopez Leonel Antonio (MB)	■	■	■			5
17	Gonzalez Paz Gerardo Antonio (S)	■	■	■			2

Coach: Reider Lucas Mora (CUB)
Assistant: Kenneth Alexander Gr (GUA)

TEAMS AND PLAYERS PERFORMANCES

Won Pts	Total Atts	No Name
41	95	Total Team
12	28	1 Vargas Daniel (OP)
10	22	11 Barajas Jorge (WS)
7	56	Total Team
3	16	8 Cruz Mendoza Gabriel (MB)
2	6	11 Barajas Jorge (WS)
5	77	Total Team
2	24	11 Barajas Jorge (WS)
1	14	10 Rangel Pedro (S)
26		Total Team
79	228	Total Team

14	44	1 Vargas Daniel (OP)
----	----	----------------------

Excellent	Total Atts	No Name
39	66	Total Team
10	12	10 Rangel Pedro (S)
6	11	5 Rangel Jesus (L)
39	72	Total Team
38	65	10 Rangel Pedro (S)
35	58	Total Team
13	18	11 Barajas Jorge (WS)
14	22	5 Rangel Jesus (L)

■ Starting line-up Pts = Points scored [nn] = Captain
□ Substitute Atts = Attempts L = Libero
Opp = Opponent

Scoring Skills
Spike
Block
Serve
Opp. error
Total

Best Scorer
17

Non scoring Skills
Dig
Set
Reception
Success - Faults
Attempts

Won Pts	Total Atts	No Name
36	97	Total Team
16	40	11 Leonardo Blanco Andy
10	25	2 Lopez Santiago Carlos
5	45	Total Team
2	6	17 Gonzalez Paz Gerardo
1	4	2 Lopez Santiago Carlos
0	67	Total Team
24		Total Team
65	209	Total Team

17	60	11 Leonardo Blanco Andy
----	----	-------------------------

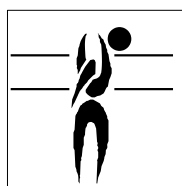

Excellent	Total Atts	No Name
43	86	Total Team
21	36	8 Santa Cruz Molina Luis
10	15	2 Lopez Santiago Carlos
24	88	Total Team
23	79	17 Gonzalez Paz Gerardo
32	63	Total Team
10	21	3 Chacon Pelaez Wagner
9	20	8 Santa Cruz Molina Luis





P-5 VOLLEYBALL • Players ranking by skills

2018 Senior Men's NORCECA Panamerican Cup



Best Scorers

Rk	No	Name	Team	Spike	Block	Serve	Total
1	18	Lopez Castro Miguel Angel (WS)	CUB	18	2	1	21
2	13	Palacios Ezequiel (WS)	ARG	19	1	0	20
3	11	Torres Maurice (OP)	PUR	18	0	0	18
4	11	Leonardo Blanco Andy Alexis (OP)	GUA	16	1	0	17
4	10	Russell Kyle (OP)	USA	15	0	2	17
4	5	Scheerhoorn Blake (WS)	CAN	17	0	0	17
7	10	Bruno Nicolas (WS)	ARG	11	2	2	15
8	8	Nascimento Leonardo (WS)	BRA	13	0	1	14
8	1	Vargas Daniel (OP)	MEX	12	1	1	14
8	1	Souza Alan (OP)	BRA	12	1	1	14
8	11	Barajas Jorge (WS)	MEX	10	2	2	14
8	4	Parraguirre Tomas (OP)	CHI	14	0	0	14
8	10	Larrahondo Gustavo (OP)	COL	13	0	1	14
8	6	Duff Justin (MB)	CAN	12	1	1	14
8	10	Gutierrez Suarez Miguel David (OP)	CUB	11	2	1	14
16	13	Sanchez Sequiel (WS)	PUR	13	0	0	13
16	11	Parraguirre Vicente (WS)	CHI	10	2	1	13
18	7	Romay Dammert Eduardo	PER	11	0	1	12
18	1	Hurtado Ivan Andres (WS)	COL	10	1	1	12
18	16	Johansen German (OP)	ARG	10	1	1	12
18	7	Demyanenko Danny (MB)	CAN	7	2	3	12
22	11	Caceres Gomez Jose Miguel (OP)	DOM	11	0	0	11
22	2	Lopez Santiago Carlos Fernando (WS)	GUA	10	1	0	11
22	14	Hidalgo Alvaro	PER	10	1	0	11
22	3	Yang Herrera Marlon (WS)	CUB	10	1	0	11
22	1	Guerra Uteau Simon (MB)	CHI	8	3	0	11
22	22	Koppers Brandon (WS)	CAN	6	3	2	11
28	6	Stahl Mitchell (MB)	USA	5	3	2	10
28	9	Bonacic Dusan (WS)	CHI	9	1	0	10
28	1	Morales Steven (MB)	PUR	9	1	0	10
28	11	Fernandez Gaston (MB)	ARG	9	0	1	10
32	4	Ruiz De La Cruz Gonzalo (WS)	MEX	8	0	1	9
32	5	Santos Leandro (MB)	BRA	4	4	1	9
34	3	Contrera De Los Santo Elvis Dalsires (WS)	DOM	7	0	1	8
34	9	Osoria Rodriguez Livan (MB)	CUB	7	1	0	8
34	8	Mejia Leandro (MB)	COL	5	3	0	8
37	7	Honorato Henrique Dantas Nóbregue(WS)	BRA	4	3	0	7
37	17	Alomia Angulo Carlos Edison (WS)	COL	6	1	0	7
37	21	Walsh Brett James (S)	CAN	5	2	0	7
37	17	Alonso Arce Roamy Raul (MB)	CUB	3	4	0	7
41	13	Gualberto Flavio (MB)	BRA	4	2	0	6
41	10	Rangel Pedro (S)	MEX	4	1	1	6
41	8	Cruz Mendoza Gabriel (MB)	MEX	3	3	0	6
41	14	Wieczorek David (WS)	USA	2	0	4	6
41	12	Herrera Jaime Jesus (OP)	CUB	6	0	0	6
41	10	Cruz Lozada Ezequiel (OP)	PUR	6	0	0	6
41	16	Gago Murtagh Tomas (MB)	CHI	4	2	0	6
41	15	Rodriguez Jonathan (MB)	PUR	4	1	1	6
41	14	Carabali Kevin (MB)	COL	3	3	0	6
41	12	Gallego Joaquin (MB)	ARG	3	2	1	6
Total tournament				530	81	39	650





P-5 VOLLEYBALL • Players ranking by skills

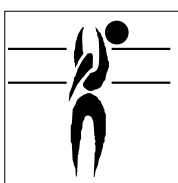
2018 Senior Men's NORCECA Panamerican Cup



Best Spikers

Limit: 15.00%

Rk	No	Name	Team	Spikes	Faults	Shots	Total Attempts	Succ. %
1	6	Duff Justin (MB)	CAN	12	-	3	15	80.00
2	8	Nascimento Leonardo (WS)	BRA	13	-	4	17	76.47
3	14	Hidalgo Alvaro	PER	10	-	4	14	71.43
4	10	Russell Kyle (OP)	USA	15	3	4	22	68.18
5	1	Souza Alan (OP)	BRA	12	1	5	18	66.67
6	13	Palacios Ezequiel (WS)	ARG	19	2	8	29	65.52
7	10	Larrahondo Gustavo (OP)	COL	13	2	5	20	65.00
8	18	Lopez Castro Miguel Angel (WS)	CUB	18	5	8	31	58.06
9	11	Caceres Gomez Jose Miguel (OP)	DOM	11	5	4	20	55.00
10	13	Sanchez Sequiel (WS)	PUR	13	2	9	24	54.17
Total Tournament				530	165	426	1,121	47.28



Best Blockers

Rk	No	Name	Team	Kill Blocks	Faults	Rebounds	Total Attempts	Avg. by set
1	5	Santos Leandro (MB)	BRA	4	3	2	9	1.33
2	7	Honorato Henrique Dantas Nóbre(WS)	BRA	3	1	-	4	1.00
3	8	Cruz Mendoza Gabriel (MB)	MEX	3	5	8	16	1.00
4	6	Stahl Mitchell (MB)	USA	3	5	3	11	1.00
5	17	Alonso Arce Roamy Raul (MB)	CUB	4	7	-	11	1.00
6	1	Guerra Uteau Simon (MB)	CHI	3	8	8	19	0.75
7	14	Carabali Kevin (MB)	COL	3	9	7	19	0.75
8	22	Koppers Brandon (WS)	CAN	3	4	1	8	0.75
9	8	Mejia Leandro (MB)	COL	3	14	3	20	0.75
10	11	Barajas Jorge (WS)	MEX	2	1	3	6	0.67
Total Tournament				81	357	260	698	3.86



Best Servers


Rk	No	Name	Team	Aces	Faults	Serve Hits	Total Attempts	Avg. by set
1	14	Wieczorek David (WS)	USA	4	2	11	17	1.33
2	7	Demyanenko Danny (MB)	CAN	3	6	11	20	0.75
3	11	Barajas Jorge (WS)	MEX	2	2	20	24	0.67
4	6	Stahl Mitchell (MB)	USA	2	2	9	13	0.67
5	10	Russell Kyle (OP)	USA	2	4	5	11	0.67
6	10	Bruno Nicolas (WS)	ARG	2	1	14	17	0.50
7	22	Koppers Brandon (WS)	CAN	2	5	10	17	0.50
8	1	Souza Alan (OP)	BRA	1	1	11	13	0.33
9	14	Romero Perez Felix Miguel (MB)	DOM	1	1	10	12	0.33
10	4	Fey Kupono (WS)	USA	1	1	5	7	0.33
Total Tournament				39	167	756	962	1.86





P-5 VOLLEYBALL • Players ranking by skills

2018 Senior Men's NORCECA Panamerican Cup



Best Diggers

Rk	No	Name	Team	Digs	Faults	Receptions	Total Attempts	Avg. by set
1	8	Santa Cruz Molina Luis Fernando (L)	GUA	21	6	9	36	7.00
2	10	Bruno Nicolas (WS)	ARG	14	7	4	25	3.50
3	10	Rangel Pedro (S)	MEX	10	1	1	12	3.33
4	2	Lopez Santiago Carlos Fernando (WS)	GUA	10	4	1	15	3.33
5	18	Lopez Castro Miguel Angel (WS)	CUB	9	5	2	16	2.25
6	4	Carvalho Filho Rogério Batista De(L)	BRA	6	-	5	11	2.00
7	5	Rangel Jesus (L)	MEX	6	1	4	11	2.00
7	15	Martinez Alan Gabriel (L)	MEX	6	1	4	11	2.00
9	4	Ruiz De La Cruz Gonzalo (WS)	MEX	6	1	1	8	2.00
9	7	Garcia Alvarez Yonder Roman (L)	CUB	8	2	6	16	2.00
Total Tournament				367	210	277	854	17.48



Best Setters

Rk	No	Name	Team	Running Sets	Faults	Still Sets	Total Attempts	Avg. by set
1	10	Rangel Pedro (S)	MEX	38	-	27	65	12.67
2	14	Goide Arredondo Adrian Eduardo (S)	CUB	39	-	58	97	9.75
3	5	Shaw James (S)	USA	29	-	36	65	9.67
4	1	Sanchez Matias (S)	ARG	35	1	42	78	8.75
5	17	Gonzalez Paz Gerardo Antonio (S)	GUA	23	2	54	79	7.67
6	14	Villarreal Soltau Esteban (S)	CHI	30	1	62	93	7.50
7	21	Walsh Brett James (S)	CAN	29	2	52	83	7.25
8	6	Perez Angel (S)	PUR	28	1	46	75	7.00
9	12	Arredondo Severino Francisco Argelis (S)	DOM	16	-	43	59	5.33
10	11	Pontes Veloso Thiago (S)	BRA	15	1	30	46	5.00
Total Tournament				331	11	640	982	15.76



Best Receivers

Limit: 25.00%


Rk	No	Name	Team	Excellents	Faults	Serve Receptions	Total Attempts	Eff. %
1	19	Dagostino Kyle (L)	USA	13	-	3	16	81.25
2	7	Garcia Alvarez Yonder Roman (L)	CUB	17	-	6	23	73.91
3	24	Cabrera Rivera Arnel (L)	PUR	19	-	7	26	73.08
4	11	Barajas Jorge (WS)	MEX	13	-	5	18	72.22
5	3	Yang Herrera Marlon (WS)	CUB	25	2	6	33	69.70
6	8	Richards Andrew (WS)	CAN	13	-	7	20	65.00
7	5	Rangel Jesus (L)	MEX	14	-	8	22	63.64
8	12	Guerrero Julian (L)	COL	13	-	8	21	61.90
9	18	Danani Santiago (L)	ARG	11	-	7	18	61.11
10	10	Bruno Nicolas (WS)	ARG	15	-	10	25	60.00
Total Tournament				400	48	345	793	44.39





P-5 VOLLEYBALL • Players ranking by skills

2018 Senior Men's NORCECA Panamerican Cup



Best Liberos


Rk	No	Name	Team	Excellents	Faults	In play	Total attempts	Avg. by set
1	7	Garcia Alvarez Yonder Roman (L)	CUB	25	2	12	39	6.25
2	24	Cabrera Rivera Arnel (L)	PUR	22	3	14	39	5.50
3	4	Carvalho Filho Rogério Batista De(L)	BRA	13	1	9	23	4.33
4	18	Danani Santiago (L)	ARG	15	2	8	25	3.75
5	15	Castillo Sebastian (L)	CHI	14	3	15	32	3.50
6	9	Tolentino Lorenzo Braymer Norbery (L)	DOM	10	5	21	36	3.33
7	11	Nakamatsu Jonathan	PER	9	8	14	31	3.00
8	15	Martinez Alan Gabriel (L)	MEX	6	1	4	11	2.00
9	12	Pineda Lopez Tirso Ivan (L)	GUA	4	1		5	1.33
10	3	Diaz Juan Pablo (L)	COL	3	1	5	9	0.75





P-6 VOLLEYBALL • Teams ranking by skills

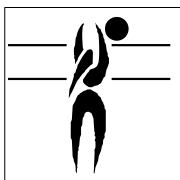
2018 Senior Men's NORCECA Panamerican Cup



Best Spikers

Limit: 15.00%

Rk	Team	Spikes	Faults	Shots	Total Attempts	Succ. %
1	BRA BRAZIL	43	5	28	76	56.58
2	USA UNITED STATES	41	8	26	75	54.67
3	ARG ARGENTINA	57	12	36	105	54.29
4	PUR PUERTO RICO	58	14	39	111	52.25
5	CAN CANADA	50	15	35	100	50.00
6	PER PERU	31	10	24	65	47.69
7	CUB CUBA	57	19	44	120	47.50
8	CHI CHILE	48	16	46	110	43.64
9	MEX MEXICO	41	14	40	95	43.16
10	COL COLOMBIA	39	16	38	93	41.94
11	DOM DOMINICAN REPUBLIC	29	17	28	74	39.19
12	GUA GUATEMALA	36	19	42	97	37.11
Total Tournament		530	165	426	1,121	47.28



Best Blockers

Rk	Team	Kill Blocks	Faults	Rebounds	Total Attempts	Avg. by set
1	BRA BRAZIL	11	25	13	49	3.67
2	CUB CUBA	12	34	25	71	3.00
3	COL COLOMBIA	11	41	21	73	2.75
4	MEX MEXICO	7	27	22	56	2.33
5	CAN CANADA	8	24	24	56	2.00
5	ARG ARGENTINA	8	31	27	66	2.00
5	CHI CHILE	8	37	30	75	2.00
5	USA UNITED STATES	6	26	9	41	2.00
9	GUA GUATEMALA	5	18	22	45	1.67
10	PER PERU	2	26	15	43	0.67
11	PUR PUERTO RICO	2	36	27	65	0.50
12	DOM DOMINICAN REPUBLIC	1	32	25	58	0.33
Total Tournament		81	357	260	698	3.86






P-6 VOLLEYBALL • Teams ranking by skills

2018 Senior Men's NORCECA Panamerican Cup



Best Servers

Rk	Team	Aces	Faults	Serve Hits	Total Attempts	Avg. by set
1	USA UNITED STATES	9	18	48	75	3.00
2	MEX MEXICO	5	14	58	77	1.67
3	CAN CANADA	6	21	70	97	1.50
4	ARG ARGENTINA	5	13	84	102	1.25
5	BRA BRAZIL	3	14	56	73	1.00
6	CHI CHILE	3	11	73	87	0.75
7	DOM DOMINICAN REPUBLIC	2	9	46	57	0.67
8	CUB CUBA	2	13	75	90	0.50
8	COL COLOMBIA	2	16	69	87	0.50
10	PER PERU	1	9	51	61	0.33
11	PUR PUERTO RICO	1	20	68	89	0.25
12	GUA GUATEMALA	-	9	58	67	
Total Tournament		39	167	756	962	1.86



Best Diggers

Rk	Team	Digs	Faults	Receptions	Total Attempts	Avg. by set
1	GUA GUATEMALA	43	24	19	86	14.33
2	MEX MEXICO	39	10	17	66	13.00
3	ARG ARGENTINA	46	30	11	87	11.50
4	PUR PUERTO RICO	38	27	27	92	9.50
5	CUB CUBA	37	14	22	73	9.25
6	CAN CANADA	35	20	23	78	8.75
7	CHI CHILE	32	24	41	97	8.00
8	BRA BRAZIL	22	7	24	53	7.33
9	USA UNITED STATES	20	5	12	37	6.67
10	PER PERU	18	19	27	64	6.00
11	COL COLOMBIA	23	17	37	77	5.75
12	DOM DOMINICAN REPUBLIC	14	13	17	44	4.67
Total Tournament		367	210	277	854	17.48





P-6 VOLLEYBALL • Teams ranking by skills

2018 Senior Men's NORCECA Panamerican Cup



Best Setters

Rk	Team	Running Sets	Faults	Still Sets	Total Attempts	Avg. by set
1	MEX MEXICO	39	-	33	72	13.00
2	USA UNITED STATES	30	-	40	70	10.00
2	CUB CUBA	40	1	67	108	10.00
2	ARG ARGENTINA	40	1	54	95	10.00
5	PUR PUERTO RICO	32	1	58	91	8.00
5	GUA GUATEMALA	24	2	62	88	8.00
7	CHI CHILE	31	1	68	100	7.75
8	CAN CANADA	29	3	64	96	7.25
9	DOM DOMINICAN REPUBLIC	18	-	51	69	6.00
10	BRA BRAZIL	16	1	42	59	5.33
11	PER PERU	15	1	35	51	5.00
12	COL COLOMBIA	17	-	66	83	4.25
Total Tournament		331	11	640	982	15.76



Best Receivers

Limit: 25.00%

Rk	Team	Excellents	Faults	Serve Receptions	Total Attempts	Eff. %
1	CUB CUBA	52	3	20	75	65.33
2	USA UNITED STATES	35	2	15	52	63.46
3	MEX MEXICO	35	-	23	58	60.34
4	ARG ARGENTINA	40	1	28	69	56.52
5	PUR PUERTO RICO	52	5	32	89	52.81
6	CHI CHILE	41	3	34	78	48.72
7	CAN CANADA	35	3	33	71	45.07
8	GUA GUATEMALA	32	7	24	63	39.68
9	BRA BRAZIL	17	2	28	47	31.91
10	COL COLOMBIA	31	7	38	76	31.58
11	DOM DOMINICAN REPUBLIC	15	4	40	59	18.64
12	PER PERU	15	11	30	56	7.14
Total Tournament		400	48	345	793	44.39





Men's Pan American opens successfully in Cordoba

CORDOBA, Mexico, August 28, 2018. – The thirteenth Men's Pan American Cup that qualifies to the Pan American Games in Lima, opened successfully at the Arena Cordoba in Cordoba, Mexico.

In pool A, Cuba downed Chile in four sets while Mexico worked hard to beat Guatemala in the last match of the day.

Brazil and Canada prevailed in pool B over Dominican Republic and Colombia respectively, while in pool C, Argentina earned an important victory after winning an intense duel to Puerto Rico and United States defeated Peru.

United States 3, Peru 0

United States won the thirteenth Men's Pan American Cup opening match to Peru 3-0 (25-21, 25-14, 26-24). The tournament that qualifies the top five finishers to the 2019 Lima Pan American Games started off with a worked victory of United States to Peru in pool C of the event. The US stopped Peru's efforts mostly by a 9-1 margin in serves; they also led in blocks 6-2 and in kills 41-31. United States allowed 25 points on unforced errors and scored 20 on opponent errors. Opposite Russell Kyle led all scorers with 17 points including 15 kills; middle blocker Mitchell Stahl contributed to the United States' victory with 10 points on 5 kills, 3 blocks and 2 aces. On Peru's side, Eduardo Romay scored 12 points.

Cuba 3, Chile 1

Cuba stopped Chile 3-1 (25-22, 17-25, 25-19, 25-21) in pool A. Cuba was able to stop a spirited Chilean squad that pushed the entire pool A match extending the actions to a four set victory for the Caribbean team. Cuba controlled Chile with 12-8 advantage in blocking and 57-48 in attacking. Chile led by a slim 3-2 margin in aces. Cuba allowed 26 points in errors and Chile 21. Wing spiker Miguel Angel Lopez of Cuba led all scorers with 21 points including 18 kills and one ace; opposite player Miguel Gutierrez followed with 14 points on 11 kills, 2 blocks and one ace, and wing spiker Marlon Yang chipped in with 11 points. Chile had four players with double-figures, opposite player Tomas Parraguirre (14 points), wing spiker Vicente Parraguirre (13 points), middle blocker Simon Guerra (11 points) and wing spiker Dusan Bonacic (10 points).



Brazil 3, Dominican Republic 0

Brazil beat Dominican Republic in straight sets (25-21, 25-19, 25-14) in pool B. The Dominican squad had difficulties to contain Brazil's powerful offense which led them to their first straight victory of the event. Brazil prevailed with dominant 43-29 advantage in kills and sizeable 11-1 margin in blocking; in serves they finished with a slim 3-2 margin. In errors, Brazil committed 22 while Dominican Republic a total of 18. Opposite player Alan Souza and wing spiker Leonardo Nascimento led Brazil with 14 points apiece, middle blocker Leandro Santos and wing spiker Dantas Honorato added 9 and 7 points respectively. José Cáceres scored 11 points for Dominican Republic.

Canada 3, Colombia 1

Canada began the Men's Pan American Cup defeating Colombia 3-1 (25-19, 23-25, 25-22, 25-22) in pool B. Canada started the tournament that grants five tickets to the Pan American Games to be held in Lima, Peru, with great rhythm taking down Colombia who resisted the whole match, engaging in a well fought battle. Canada held a comfortable 50-39 advantage in attacks and 6-2 in serving points, while Colombia did better in blocks with 11-8 margin. Canada finished with 36 errors and Colombia with 34. Wing spiker Blake Scheerhoorn scored a match-high of 17 points, with middle blockers Justin Duff and Danny Demyanenko contributing with 14 and 12 points accordingly; while wing spiker Brandon Koppers added 11 points. Colombia's top scorers were opposite player Gustavo Larrahondo with 14 points and wing spiker Iván Hurtado with 12 points.

Argentina 3, Puerto Rico 1

Argentina earned an important victory after winning an intense duel to Puerto Rico 3-1 (20-25, 25-15, 33-31, 25-17) in pool C. The Arena Cordoba enjoyed a tough battle, especially in the third set where Argentina won after five set points and in a dramatic 33-31 finish, missing consecutive serves. Argentina pocketed the victory with 8-2 advantage in blocking and 5-1 in service points; Puerto Rico held a one point margin (58-57) in the spiking category. In addition, Argentina benefited from 33 opponent errors while allowing 27 points thru their own unforced errors. The top scorer was wing spiker Ezequiel Palacios of Argentina with 20 points, with 19 kills. Argentina distributed their offense with 15 points by wing spiker Nicolas Bruno, opposite German Johansen with 12 points and middle blocker Joaquin Gallego with 10 points. Three players of Puerto Rico scored double-figures, opposite Maurice Torres with 18 points, wing spiker Sequiel Sanchez with 13 points and middle blocker Steven Morales added 10 points.



Mexico 3, Guatemala 0

Mexico had to work hard to beat Guatemala 3-0 (25-18, 25-20, 29-27) in pool A. The hosts had difficulties against a disciplined Guatemalan squad that fought hard to extend the actions in a well disputed third set that Mexico took three match points to seal. Mexico's serves were their best weapon with a 5-0 margin; they also led in spikes 41-36 and 7-5 in blocks. Mexico committed 24 unforced errors and Guatemala 26. With 14 points, opposite Daniel Vargas and wing spiker Jorge Barajas led Mexico. Opposite player Andy Leonardo of Guatemala topped all scorers' with 17 points. Wing spiker Carlos Lopez added 11 points for Guatemala.

La Copa Panamericana Masculina inicia con éxito en Córdoba

CORDOBA, México, 28 de agosto de 2018. – La décima tercera Copa Panamericana que clasifica a los Juegos Panamericanos de Lima, inició con éxito en la Arena Córdoba de la ciudad de Córdoba, México.

En el grupo A, Cuba dominó a Chile en cuatro sets mientras que México tuvo que trabajar fuerte para derrotar a Guatemala en el último juego del día.

Brasil y Canadá ganaron en el grupo B sobre República Dominicana y Colombia respectivamente, en tanto que en el grupo C, Argentina obtuvo una importante victoria en un intenso duelo sobre Puerto Rico y Estados Unidos derrotó a Perú.

Estados Unidos 3, Perú 0

Estados Unidos ganó el juego de apertura de la décimo tercera Copa Panamericana Masculina a Perú 3-0 (25-21, 25-14, 26-24) en la Arena Córdoba en Córdoba, México. El torneo que clasifica a los cinco finalistas a los Juegos Panamericanos de Lima 2019, inició con una trabajada victoria de Estados Unidos sobre Perú en el grupo C de la competencia. EEUU control los esfuerzos de Perú mayormente a través de una ventaja de 9-1 en servicio; también encabezaron el bloqueo 6-2 y en ataques 41-31. Estados Unidos permitió 25 puntos por errores no forzados y anotó 20 puntos por errores del rival. El máximo anotador fue el opuesto Russell Kyle con 17 puntos, incluyendo 15 ataques; el central Mitchell Stahl contribuyó en la victoria de Estados Unidos con 10 puntos a través de 5 ataques, 3 bloqueos y 2 puntos de servicio. Del lado peruano, Eduardo Romay anotó 12 puntos.



Cuba 3, Chile 1

Cuba detuvo a Chile 3-1 (25-22, 17-25, 25-19, 25-21) en el grupo A. Cuba pudo detener a un animado equipo chileno que presionó hasta el final en el primer juego del grupo A extendiéndose a cuatro sets para la victoria del equipo caribeño. Cuba controló a Chile con ventaja 12-8 en bloqueos y 57-48 en ataques. Chile sostuvo una mínima ventaja de 3-2 en servicios. Cuba permitió 28 puntos por errores y Chile 21. El atacante Miguel Ángel López de Cuba fue el máximo anotador con 21 puntos, incluyendo 18 ataques y un punto de saque; seguido por el opuesto Miguel Gutiérrez con 14 puntos, con 11 ataques, 2 bloqueos y un punto de saque, y el atacante Marlon Yang aportó 11 puntos. Chile tuvo a cuatro jugadores con dígitos dobles, el opuesto Tomas Parraguirre (14 puntos), el atacante Vicente Parraguirre (13 puntos), el central Simón Guerra (11 puntos) y el atacante Dusan Bonacic (10 puntos).

Brasil 3, Republica Dominicana 0

Brasil venció a República Dominicana en sets seguidos 25-21, 25-19, 25-14) en el grupo B. El equipo dominicano tuvo dificultades para detener la potente ofensiva Brasileña, que los condujo a su primera victoria en tres sets del evento. Brasil se impuso con una dominante ventaja de 43-29 en ataques y amplio margen de 11-1 en bloqueo; terminaron con una mínima 3-2 ventaja en servicio. En errores, Brasil cometió 22 mientras que República Dominicana finalizó con 18. El jugador opuesto Alan Souza y el atacante Leonardo Nascimento lideró a Brasil con 14 puntos cada uno, el central Leandro Santos y el atacante Dantas Honorato agregaron 9 y 7 puntos respectivamente. José Cáceres anotó 11 puntos para República Dominicana.

Canadá 3, Colombia 1

Canadá inició la Copa Panamericana Masculina derrotando en el grupo B a Colombia 3-1 (25-19, 23-25, 25-22, 25-22). Canadá empezó el torneo que otorga cinco boletos a los Juegos Panamericanos a celebrarse en Lima, Perú con un buen ritmo para dominar a Colombia que resistió el juego entero, enfrentándose en una buena batalla. Canadá cerró con una cómoda ventaja de 50-39 en ataques y 6-2 en puntos de servicio, mientras que Colombia superó en bloqueo pro 11-8. Canadá finalizó con 36 puntos no forzados y Colombia con 34. El atacante Balke Scheerhoorn fue el máximo anotador con 17 puntos, junto con los centrales Justin Duff y Danny Demyanenko que contribuyeron con 14 y 12 puntos respectivamente; en tanto que el atacante Brandon Koppers sumó 11 puntos. Los máximos anotadores de Colombia fueron el opuesto Gustavo Larrahondo con 14 puntos y el atacante Iván Hurtado con 12 puntos.



Argentina 3, Puerto Rico 1

Argentina se llevó un importante triunfo en el grupo C tras ganar un duelo intenso a Puerto Rico 3-1 (20-25, 25-15, 33-31, 25-17). La Arena Córdoba disfrutó una ardua batalla, especialmente en el tercer parcial que Argentina ganó luego de cinco puntos de set y con un dramático cierre de 33-31, fallando consecutivos saques. Argentina obtuvo su primer triunfo a través de la ventaja de 8-2 en bloqueo y 5-1 en puntos de servicio; Puerto Rico anotó un punto más (58-57) en la categoría del ataque. También marcó la diferencia la cantidad de errores, en donde Argentina se benefició de 33 errores rivales y otorgando 27 puntos por sus propios errores no forzados. El máximo anotador del juego fue el atacante Ezequiel Palacios de Argentina con 20 puntos, incluyendo 19 ataques. Además, Argentina distribuyó su ofensiva con 15 puntos del atacante Nicolás Bruno, el opuesto German Johansen con 12 puntos y el central Joaquín Gallego con 10 puntos. Tres jugadores de Puerto Rico cerraron con dígitos-dobles, el opuesto Maurice Torres con 18 puntos, el atacante Sequiel Sánchez con 13 puntos y el central Steven Morales aportó 10 puntos.

México 3, Guatemala 0

México se esforzó para derrotar a Guatemala 3-0 (25-18, 25-20, 29-27) en el grupo A. El anfitrión se vio en dificultades ante un disciplinado equipo guatemalteco que buscó extender las acciones en un disputado tercer set que le tomó a México cerrar en tres puntos de juego. El servicio de México fue su mejor arma con una ventaja de 5-0, además sostuvieron ventaja de 41-36 en ataques y 7-5 en bloqueos. México cometió 24 errores no forzados y Guatemala 26. Con 14 puntos, el opuesto Daniel Vargas y el atacante Jorge Barajas fueron los máximos anotadores de México. El jugador opuesto Andy Leonardo de Guatemala fue el mejor anotador del juego con 17 puntos. El atacante Carlos López agregó 11 puntos para Guatemala.