

XIII Copa Panamericana

oleibol masculino

Córdoba 2018

Del 28 de agosto al 2 de septiembre 2018

Arena Córdoba

Bulletin 7



H. AYUNTAMIENTO
CÓRDOBA
2018 - 2021



Final Ranking



1st

ARGENTINA



7th

U.S.A



2nd

BRAZIL



8th

CHILE



3th

CUBA



9th

COLOMBIA



4th

PUERTO RICO



10th

DOMINICAN REPUBLIC



5th

MEXICO



11th

GUATEMALA



6th

CANADA



12th

PERU



Most Valuable Player



#13 EZEQUIEL PALACIOS
 ARG

Best Spiker

#13 EZEQUIEL PALACIOS
 ARG



2nd Best Spiker

#18 MIGUEL LOPEZ
 CUB



Best Libero

#7 YONDER GARCIA
 CUB



Best Bloquer

#13 FLAVIO GUALBERTO
 BRA



Best Server

#14 DAVID WIECZOREK
 USA



2nd best middle bloquer

#17 ROAMY ALONSO
 CUB



Best Digger

#7 YONDER GARCIA
 CUB



Best Opposite

#1 ALAN SOUZA
 BRA



Best Receiver

#7 YONDER GARCIA
 CUB



Best Setter

#1 MATIAS SANCHEZ
 ARG



Best Scorer

#1 ALAN SOUZA
 BRA



Copa Panamericana Voleibol Masculino

Veracruz, México • August 26-Sept. 3 2018



NORCECA

Volleyball Confederation



Calendario y Formato de Competencia / Competition Format and Match Schedule

GROUP-A

No.	Date	Time	Teams	LIVE SCORE	Set	Result per set (points)								
						1	2	3	4	5	POINTS	TIME	FORMS	
2	28-ago	13:00	CHILE vs CUBA	1-3		22-25	25-17	19-25	21-25		87-92	1:47	P-2	P-3
6	28-ago	21:00	MEXICO vs GUATEMALA	3-0		25-18	25-20	29-27			79-65	1:22	P-2	P-3
7	29-ago	11:00	CUBA vs GUATEMALA	3-0		25-16	25-13	25-16			75-45	1:06	P-2	P-3
12	29-ago	21:00	MEXICO vs CHILE	3-0		25-22	25-18	25-19			75-59	1:27	P-2	P-3
14	30-ago	13:00	GUATEMALA vs CHILE	0-3		18-25	18-25	17-25			53-75	1:09	P-2	P-3
18	30-ago	21:30	MEXICO vs CUBA	2-3		25-20	16-25	25-21	12-25	16-18	94-109	2:13	P-2	P-3

GROUP-B

No.	Date	Time	Teams	LIVE SCORE	Set	Result per set (points)								
						1	2	3	4	5	POINTS	TIME	FORMS	
3	28-ago	15:00	BRAZIL vs DOMINICAN REPUBLIC	3-0		25-21	25-19	25-14			75-54	1:11	P-2	P-3
4	28-ago	17:00	CANADA vs COLOMBIA	3-1		25-19	23-25	25-22	25-22		98-88	1:48	P-2	P-3
8	29-ago	13:00	COLOMBIA vs BRAZIL	0-3		25-27	17-25	12-25			54-77	1:17	P-2	P-3
10	29-ago	17:00	DOMINICAN REPUBLIC vs CANADA	0-3		20-25	20-25	16-25			56-75	1:07	P-2	P-3
15	30-ago	15:00	COLOMBIA vs DOMINICAN REPUBLIC	0-3		23-25	24-26	25-27			72-78	1:28	P-2	P-3
16	30-ago	17:00	BRAZIL vs CANADA	3-0		25-20	25-15	25-23			75-58	1:24	P-2	P-3

GROUP-C

No.	Date	Time	Teams	LIVE SCORE	Set	Result per set (points)								
						1	2	3	4	5	POINTS	TIME	FORMS	
1	28-ago	11:00	UNITED STATES vs PERU	3-0		25-21	25-14	26-24			76-59	1:22	P-2	P-3
5	28-ago	19:00	ARGENTINA vs PUERTO RICO	3-1		20-25	25-15	33-31	25-17		103-88	1:56	P-2	P-3
9	29-ago	15:00	PERU vs ARGENTINA	0-3		20-25	22-25	15-25			57-75	1:11	P-2	P-3
11	29-ago	19:00	PUERTO RICO vs UNITED STATES	3-1		23-25	25-18	25-19	25-21		98-83	2:01	P-2	P-3
13	30-ago	11:00	PERU vs PUERTO RICO	0-3		17-25	20-25	21-25			58-75	1:15	P-2	P-3
17	30-ago	19:00	UNITED STATES vs ARGENTINA	0-3		19-25	21-25	16-25			56-75	1:22	P-2	P-3

CLASSIFICATION 11 / 12

No.	Date	Time	Teams	LIVE SCORE	Set	Result per set (points)								
						1	2	3	4	5	POINTS	TIME	FORMS	
19	31-ago	13:00	4º "A" / "B" / "C" (2) PER vs 4º "A" / "B" / "C" (3) GUA	1-3		16-25	25-23	23-25	19-25		83-98	1:51	P-2	P-3

CLASSIFICATION 7 / 10

No.	Date	Time	Teams	LIVE SCORE	Set	Result per set (points)								
						1	2	3	4	5	POINTS	TIME	FORMS	
20	31-ago	15:00	3rd "A" / "B" / "C" (1) CHI vs 4th A / B / C (1) COL	3-0		25-14	25-19	25-16			75-49	1:14	P-2	P-3
21	31-ago	17:00	3rd "A" / "B" / "C" (3) DOM vs 3rd A / B / C (2) USA	0-3		23-25	17-25	26-28			66-78	1:27	P-2	P-3

QUARTERFINALS

No.	Date	Time	Teams	LIVE SCORE	Set	Result per set (points)								
						1	2	3	4	5	POINTS	TIME	FORMS	
22	31-ago	21:00	2nd "A" / "B" / "C" (1) MEX vs 2nd A / B / C (2) PUR	1-3		20-25	16-25	25-18	22-25		83-93	2:02	P-2	P-3
23	31-ago	19:00	1st "A" / "B" / "C" (3) CUB vs 2nd A / B / C (3) CAN	3-0		25-15	25-23	25-23			75-61	1:23	P-2	P-3

FINAL CLASSIFICATION 9 / 10

No.	Date	Time	Teams	LIVE SCORE	Set	Result per set (points)								
						1	2	3	4	5	POINTS	TIME	FORMS	
24	01-sep	15:00	Loser of M20 COL vs Loser of M21 DOM	3-0		25-23	25-23	27-25			77-71	1:25	P-2	P-3

FINAL CLASSIFICATION 7 / 8

No.	Date	Time	Teams	LIVE SCORE	Set	Result per set (points)								
						1	2	3	4	5	POINTS	TIME	FORMS	
25	01-sep	17:00	Winner of M20 CHI vs Winner of M21 USA	1-3		24-26	18-25	29-27	22-25		93-103	2:02	P-2	P-3

SEMIFINALS

No.	Date	Time	Teams	LIVE SCORE	Set	Result per set (points)								
						1	2	3	4	5	POINTS	TIME	FORMS	
26	01-sep	19:00	1st A / B / C (2) ARG vs Winner of M22 or M23 CUB	3-1		21-25	25-18	25-19	25-20		96-82	1:44	P-2	P-3
27	01-sep	21:00	1st A / B / C (1) BRA vs Winner of M23 or M22 PUR	3-1		25-27	25-14	25-20	33-31		108-92	2:13	P-2	P-3

FINAL CLASSIFICATION 5 / 6

No.	Date	Time	Teams	LIVE SCORE	Set	Result per set (points)								
						1	2	3	4	5	POINTS	TIME	FORMS	
28	02-sep	14:00	Loser of M22 MEX vs Loser of M23 CAN	3-1		25-18	25-20	20-25	25-17		95-80	1:59	P-2	P-3

FINALS

No.	Date	Time	Teams	LIVE SCORE	Set	Result per set (points)								
						1	2	3	4	5	POINTS	TIME	FORMS	
29	02-sep	16:00	Loser of M26 CUB vs Loser of M27 PUR	3-1		20-25	25-9	25-18	25-17		95-69	1:49	P-2	P-3
30	02-sep	18:00	Winner of M26 ARG vs Winner of M27 BRA	3-2		25-27	17-25	25-22	25-27	15-10	115-103	2:32	P-2	P-3

*NOTE1: For the Classification, Quarterfinal and Semifinal Rounds, according to the FIVB General Competition Regulations, it must be avoided

that teams from the same group play each other.

*NOTE2: According to the established competition format and the FIVB General Regulations, for the Classification, Quarterfinal and Semifinal

*NOTE3: Loser of M22 = Loser of Match #22, etc.

2018 Senior Men's NORCECA Panamerican Cup

P-4 Collated results & ranking

Results as of 2 September 2018

FINAL STANDING

- 1  Argentina
- 2  Brazil
- 3  Cuba
- 4  Puerto Rico
- 5  Mexico
- 6  Canada
- 7  USA
- 8  Chile
- 9  Colombia
- 10  Dominican Republic
- 11  Guatemala
- 12  Peru

MATCHES RESULTS

Pool A

No	Date	Teams	Set	Result per set (points)					Total Points	Duration	Spectators
				1	2	3	4	5			
2	28-Aug-2018	CHI - CUB	1-3	22-25	25-17	19-25	21-25		87-92	1:47	300
6	28-Aug-2018	MEX - GUA	3-0	25-18	25-20	29-27			79-65	1:22	1200
7	29-Aug-2018	CUB - GUA	3-0	25-16	25-13	25-16			75-45	1:06	300
12	29-Aug-2018	MEX - CHI	3-0	25-22	25-18	25-19			75-59	1:27	1125
14	30-Aug-2018	GUA - CHI	0-3	18-25	18-25	17-25			53-75	1:09	500
18	30-Aug-2018	MEX - CUB	2-3	25-20	16-25	25-21	12-25	16-18	94-109	2:13	1850

Pool B

No	Date	Teams	Set	Result per set (points)					Total Points	Duration	Spectators
				1	2	3	4	5			
3	28-Aug-2018	BRA - DOM	3-0	25-21	25-19	25-14			75-54	1:11	350
4	28-Aug-2018	CAN - COL	3-1	25-19	23-25	25-22	25-22		98-88	1:48	450
8	29-Aug-2018	COL - BRA	0-3	25-27	17-25	12-25			54-77	1:17	325
10	29-Aug-2018	DOM - CAN	0-3	20-25	20-25	16-25			56-75	1:07	350
15	30-Aug-2018	COL - DOM	0-3	23-25	24-26	25-27			72-78	1:28	450
16	30-Aug-2018	BRA - CAN	3-0	25-20	25-15	25-23			75-58	1:24	1100

Pool C

No	Date	Teams	Set	Result per set (points)					Total Points	Duration	Spectators
				1	2	3	4	5			
1	28-Aug-2018	USA - PER	3-0	25-21	25-14	26-24			76-59	1:22	200
5	28-Aug-2018	ARG - PUR	3-1	20-25	25-15	33-31	25-17		103-88	1:56	750
9	29-Aug-2018	PER - ARG	0-3	20-25	22-25	15-25			57-75	1:11	300
11	29-Aug-2018	PUR - USA	3-1	23-25	25-18	25-19	25-21		98-83	2:01	625
13	30-Aug-2018	PER - PUR	0-3	17-25	20-25	21-25			58-75	1:15	500
17	30-Aug-2018	USA - ARG	0-3	19-25	21-25	16-25			56-75	1:22	1875

Final 11-12

No	Date	Teams	Set	Result per set (points)					Total Points	Duration	Spectators
				1	2	3	4	5			
19	31-Aug-2018	PER - GUA	1-3	16-25	25-23	23-25	19-25		83-98	1:51	275

2018 Senior Men's NORCECA Panamerican Cup

[P-4] Collated results & ranking

Results as of 2 September 2018

Classification 7-10

No	Date	Teams	Set	Result per set (points)					Total Points	Duration	Spectators
				1	2	3	4	5			
20	31-Aug-2018	CHI - COL	3-0	25-14	25-19	25-16			75-49	1:14	400
21	31-Aug-2018	DOM - USA	0-3	23-25	17-25	26-28			66-78	1:27	525

Quarterfinals

No	Date	Teams	Set	Result per set (points)					Total Points	Duration	Spectators
				1	2	3	4	5			
22	31-Aug-2018	MEX - PUR	1-3	20-25	16-25	25-18	22-25		83-93	2:02	1000
23	31-Aug-2018	CUB - CAN	3-0	25-15	25-23	25-23			75-61	1:23	675

Final 9-10

No	Date	Teams	Set	Result per set (points)					Total Points	Duration	Spectators
				1	2	3	4	5			
24	01-Sep-2018	COL - DOM	3-0	25-23	25-23	27-25			77-71	1:25	950

Final 7-8

No	Date	Teams	Set	Result per set (points)					Total Points	Duration	Spectators
				1	2	3	4	5			
25	01-Sep-2018	CHI - USA	1-3	24-26	18-25	29-27	22-25		93-103	2:02	1000

Semifinals

No	Date	Teams	Set	Result per set (points)					Total Points	Duration	Spectators
				1	2	3	4	5			
26	01-Sep-2018	ARG - CUB	3-1	21-25	25-18	25-19	25-20		96-82	1:44	1175
27	01-Sep-2018	BRA - PUR	3-1	25-27	25-14	25-20	33-31		108-92	2:13	1975

Final 5-6

No	Date	Teams	Set	Result per set (points)					Total Points	Duration	Spectators
				1	2	3	4	5			
28	02-Sep-2018	MEX - CAN	3-1	25-18	25-20	20-25	25-17		95-80	1:50	1750

Final 3-4

No	Date	Teams	Set	Result per set (points)					Total Points	Duration	Spectators
				1	2	3	4	5			
29	02-Sep-2018	CUB - PUR	3-1	20-25	25-9	25-18	25-17		95-69	1:40	1700

Final 1-2

No	Date	Teams	Set	Result per set (points)					Total Points	Duration	Spectators
				1	2	3	4	5			
30	02-Sep-2018	ARG - BRA	3-2	25-27	25-17	25-22	25-27	15-10	115-103	2:33	1875

2018 Senior Men's NORCECA Panamerican Cup

P-4 Collated results & ranking

Results as of 2 September 2018

TEAM RANKING

Pool A

Rk Code	Team	Matches			Pts	Results details						Sets			Points		
		W	L	T		3-0	3-1	3-2	2-3	1-3	0-3	W	L	Ratio	W	L	Ratio
1	CUB Cuba	3	0	3	12	1	1	1	0	0	0	9	3	3.000	276	226	1.221
2	MEX Mexico	2	1	3	12	2	0	0	1	0	0	8	3	2.666	248	233	1.064
3	CHI Chile	1	2	3	6	1	0	0	0	1	1	4	6	0.666	221	220	1.004
4	GUA Guatemala	0	3	3	0	0	0	0	0	0	3	0	9	0.000	163	229	0.711

Pool B

Rk Code	Team	Matches			Pts	Results details						Sets			Points		
		W	L	T		3-0	3-1	3-2	2-3	1-3	0-3	W	L	Ratio	W	L	Ratio
1	BRA Brazil	3	0	3	15	3	0	0	0	0	0	9	0	MAX	227	166	1.367
2	CAN Canada	2	1	3	9	1	1	0	0	0	1	6	4	1.500	231	219	1.054
3	DOM Dominican Republic	1	2	3	5	1	0	0	0	0	2	3	6	0.500	188	222	0.846
4	COL Colombia	0	3	3	1	0	0	0	0	1	2	1	9	0.111	214	253	0.845

Pool C

Rk Code	Team	Matches			Pts	Results details						Sets			Points		
		W	L	T		3-0	3-1	3-2	2-3	1-3	0-3	W	L	Ratio	W	L	Ratio
1	ARG Argentina	3	0	3	14	2	1	0	0	0	0	9	1	9.000	253	201	1.258
2	PUR Puerto Rico	2	1	3	10	1	1	0	0	1	0	7	4	1.750	261	244	1.069
3	USA USA	1	2	3	6	1	0	0	0	1	1	4	6	0.666	215	232	0.926
4	PER Peru	0	3	3	0	0	0	0	0	0	3	0	9	0.000	174	226	0.769



P-2 VOLLEYBALL • Match result



2018 Senior Men's NORCECA Panamerican Cup
FINAL CLASSIFICATION 5/6 (Places 5-6)

Match: 28 **Date:** 9/1/2018 **Spectators:** 1,750
City: VERACRUZ
Hall: ARENA CORDOBA
Match duration: **Start:** 14:00 **End:** 15:59 **Total:** 1:59

Teams	Sets	1	2	3	4	5	Total
MEX	3	25	25	20	25		95
CAN	1	18	20	25	17		80
Set duration		0:24	0:29	0:28	0:29		1:50

Referees: Vera, W. (PER) & Ortiz, H. (PUR)

MEX • MEXICO		1	2	3	4	5	Pts
1	Vargas Daniel (OP)	■	■	■	■		18
4	Ruiz De La Cruz Gonzalo (WS)		□	■	■		4
5	L Rangel Jesus (L)	L	L	L	L		
6	Perales Jesus Alberto (S)						
8	Cruz Mendoza Gabriel (MB)						
10	Rangel Pedro (S)	■	■	■	■		11
11	Barajas Jorge (WS)	■	■	■	■		14
12	Martinez Jose (MB)	■	■	■	■		1
14	Martínez Garcia Jonathan (MB)	■	■	■	■		5
15	L Martínez Alan Gabriel (L)						
17	Orellana Nestor (OP)			□	□		
20	Duarte Julian (WS)	■	■	□	□		1
22	Acosta Guerson (MB)						
23	Moreno Alejandro (WS)			□	□		

Coach: AZAIR LOPEZ, JORGE M
Assistant: DELGADO, ADRIAN

CAN • CANADA		1	2	3	4	5	Pts
1	L Davies Jeremy Alexander (L)		L	L	L	L	
3	L Brennan Logan (L)		L	L		L	
4	Eshenko Pearson (MB)		□			□	
5	Scheerhoorn Blake (WS)	■	■	■	■		17
6	Duff Justin (MB)	■	■	■	■		8
7	Demyanenko Danny (MB)	■	■				2
8	Richards Andrew (WS)	■	■	■	■		8
9	Bramwell Terrel (OP)			□	■	■	11
12	Gyimah Deanan (MB)			□	■	■	7
17	Howe Jackson (MB)					□	
21	Walsh Brett James (S)	■	■	□	□		2
22	Koppers Brandon (WS)	■	■				2
24	Keturakis Byron (S)	□	□	■	■		1

Coach: Larry McKay (CAN)
Assistant: Bradley Hudson (CAN)

TEAMS AND PLAYERS PERFORMANCES

Won Pts	Total Atts	No Name	Scoring Skills	Won Pts	Total Atts	No Name
43	99	Total Team		44	113	Total Team
15	34	1 Vargas Daniel (OP)	Spike	14	35	5 Scheerhoorn Blake (WS)
14	24	11 Barajas Jorge (WS)		8	23	8 Richards Andrew (WS)
5	63	Total Team	Block	9	53	Total Team
2	11	1 Vargas Daniel (OP)		2	2	22 Koppers Brandon (WS)
2	20	14 Martínez Garcia Jonathan	Serve	2	7	9 Bramwell Terrel (OP)
6	94	Total Team		5	80	Total Team
4	21	10 Rangel Pedro (S)	Opp. error	2	13	5 Scheerhoorn Blake (WS)
1	14	14 Martínez Garcia Jonathan	Total	1	7	21 Walsh Brett James (S)
41		Total Team		22		Total Team
95	256	Total Team		80	246	Total Team

18	59	1 Vargas Daniel (OP)	Best Scorer	17	52	5 Scheerhoorn Blake (WS)
----	----	----------------------	--------------------	----	----	--------------------------

Excellent	Total Atts	No Name	Non scoring Skills	Excellent	Total Atts	No Name
72	86	Total Team		68	94	Total Team
23	24	5 Rangel Jesus (L)	Dig	13	17	1 Davies Jeremy Alexander
17	21	10 Rangel Pedro (S)		11	14	21 Walsh Brett James (S)
23	78	Total Team	Set	21	84	Total Team
23	72	10 Rangel Pedro (S)		13	45	21 Walsh Brett James (S)
23	57	Total Team	Reception	32	82	Total Team
13	30	11 Barajas Jorge (WS)	<u>Success - Faults</u>	11	26	8 Richards Andrew (WS)
9	22	5 Rangel Jesus (L)	<u># Attempts</u>	5	18	5 Scheerhoorn Blake (WS)

■ Starting line-up Pts = Points scored [nn] = Captain
□ Substitute Atts = Attempts L = Libero
Opp = Opponent





P-2 VOLLEYBALL • Match result



2018 Senior Men's NORCECA Panamerican Cup
 FINALS 3/4 (Places 3-4)

Match: 29 **Date:** 9/2/2018 **Spectators:** 1,700
City: VERACRUZ
Hall: ARENA CORDOBA
Match duration: Start: 16:26 End: 18:15 Total: 1:49

Teams	Sets	1	2	3	4	5	Total
CUB	3	20	25	25	25		95
PUR	1	25	9	18	17		69
Set duration		0:25	0:23	0:25	0:27		1:40

Referees: Ramirez, Y. (DOM) & Casado, N. (ARG)

CUB • CUBA		1	2	3	4	5	Pts
2	Melgarejo Hernandez Osniel Lazaro (WS)	■					2
3	Yang Herrera Marlon (WS)	□	■	■	■		19
4	Jimenez Scull Javier Ernesto (WS)						
5	Concepcion Rojas Javier Octavio (MB)	■	■	■	■		5
7	L Garcia Alvarez Yonder Roman (L)	L	L	L	L		
8	L Tuero Fortun Richard (L)						
9	Osoria Rodriguez Livan (MB)	□	□	□			
10	Gutierrez Suarez Miguel David (OP)						
11	Taboada Diaz Livan (S)						
12	Herrera Jaime Jesus (OP)	■	■	■	■		16
14	Goide Arredondo Adrian Eduardo (S)	■	■	■	■		3
15	Leon Napoles Yohan Armando (WS)			□	□		
17	Alonso Arce Roamy Raul (MB)	■	■	■	■		9
18	Lopez Castro Miguel Angel (WS)	■	■	■	■		17

Coach: NICOLAS VIVES COFFIG (CUB)
Assistant: YOSVANY MUÑOZ PEREZ (CUB)

PUR • PUERTO RICO		1	2	3	4	5	Pts
1	Morales Steven (MB)						
3	Guzman Pablo (WS)	■	■	■	■		9
4	L Del Valle Dennis (L)	L	L	L	L		
5	Nieves Pedro (MB)	□	□				
6	Perez Angel (S)	■	■	■	■		1
7	Iglesias Arturo (S)	□	□	□	□		
8	Rivera Eddie (WS)		□	□	■		6
10	Cruz Lozada Ezequiel (OP)	■	■	■			2
11	Torres Maurice (OP)	■	■	■	■		18
13	Sanchez Sequiel (WS)						
14	Vazquez Juan (OP)			□			
15	Rodriguez Jonathan (MB)	■	■	■	■		3
17	Colon Jessie (MB)	■	■	■	■		9
24	L Cabrera Rivera Arnel (L)	L	L	L	L		

Coach: Oswald Antonetti Cam (PUR)
Assistant: Manuel Acevedo (PUR)

TEAMS AND PLAYERS PERFORMANCES

Won Pts	Total Atts	No Name	Scoring Skills	Won Pts	Total Atts	No Name
48	90	Total Team		43	108	Total Team
14	24	18 Lopez Castro Miguel Angel	Spike	15	29	11 Torres Maurice (OP)
13	20	3 Yang Herrera Marlon (WS)		9	23	3 Guzman Pablo (WS)
14	68	Total Team	Block	3	59	Total Team
4	17	17 Alonso Arce Roamy Raul		2	13	17 Colon Jessie (MB)
3	6	18 Lopez Castro Miguel Angel	Serve	1	5	11 Torres Maurice (OP)
9	94	Total Team		2	70	Total Team
5	23	12 Herrera Jaime Jesus (OP)	Opp. error	2	15	11 Torres Maurice (OP)
4	20	3 Yang Herrera Marlon (WS)	Total	21		Total Team
24		Total Team		69	237	Total Team
95	252	Total Team				

19	45	3 Yang Herrera Marlon (WS)	Best Scorer	18	49	11 Torres Maurice (OP)
----	----	----------------------------	--------------------	----	----	------------------------

Excellent	Total Atts	No Name	Non scoring Skills	Excellent	Total Atts	No Name
43	65	Total Team		53	79	Total Team
9	14	7 Garcia Alvarez Yonder	Dig	9	9	24 Cabrera Rivera Arnel (L)
8	11	14 Goide Arredondo Adrian		9	12	6 Perez Angel (S)
20	72	Total Team	Set	31	83	Total Team
20	68	14 Goide Arredondo Adrian		27	65	6 Perez Angel (S)
30	56	Total Team	Reception	35	85	Total Team
16	28	18 Lopez Castro Miguel Angel	Success - Faults	15	26	24 Cabrera Rivera Arnel (L)
7	15	3 Yang Herrera Marlon (WS)	# Attempts	9	35	3 Guzman Pablo (WS)

■ Starting line-up Pts = Points scored [nn] = Captain
 □ Substitute Atts = Attempts L = Libero
 Opp = Opponent





P-2 VOLLEYBALL • Match result



2018 Senior Men's NORCECA Panamerican Cup
 FINALS 1/2 (Places 1-2)

Match: 30 **Date:** 9/2/2018 **Spectators:** 1,875
City: VERACRUZ
Hall: ARENA CORDOBA
Match duration: Start: 18:44 End: 21:17 Total: 2:33

Teams	Sets	1	2	3	4	5	Total
ARG	3	25	25	25	25	15	115
BRA	2	27	17	22	27	10	103
Set duration		0:33	0:26	0:32	0:33	0:17	2:21

Referees: Gonzalez, D. (MEX) & Prater, M. (USA)

ARG • ARGENTINA		1	2	3	4	5	Pts
1	Sanchez Matias (S)	■	■	■	■	■	
2	Arreche Liam Ernesto (MB)						
3	Martinez Franchi Jan (WS)	□	□	□	□		4
4	Toro Alejandro (WS)	□	□	□	□		1
8	Bitar Gaspar (S)	□	□	□	□		
9	Palonsky Luciano (WS)	■	■	■	■	■	19
10	Bruno Nicolas (WS)	■	■	■	■	■	17
11	Fernandez Gaston (MB)	■	■	■	■	■	9
12	Gallego Joaquin (MB)	■	■	■	■	■	10
13	Palacios Ezequiel (WS)	■	■	■	■	■	21
15	Zerba Nicolas (MB)						
16	Johansen German (OP)						
18 L	Danani Santiago (L)	L	L	L	L	L	
19 L	Massimino Franco (L)	L	L	L	L	L	

Coach: GROSSI, ALEJANDRO
Assistant: BARREIRO, GONZALO

BRA • BRAZIL		1	2	3	4	5	Pts
1	Souza Alan (OP)	■	□	■	■	■	19
2	Sobrinho Eduardo (S)	□	□	□	□		
3	Moraes Davy Silva (OP)	□	■	□	□	□	5
4 L	Carvalho Filho Rogério Batista De(L)	L	L	L	L	L	
5	Santos Leandro (MB)	■	■	■			4
7	Honorato Henrique Dantas Nóbre(WS)	■	■	■	■	■	18
8	Nascimento Leonardo (WS)	■	■			□	4
10	Bispo dos Santos Matheus (MB)			□	■	■	7
11	Pontes Veloso Thiago (S)	■	■	■	■	■	1
13	Gualberto Flavio (MB)	■	■	■	■	■	11
15 L	Pureza Douglas (L)	L	L	L	L	L	
17	Batista Cledenilson Souza (MB)						
18	Pessoa Gabriel Soares (WS)		□	■	■		8
19	Cardoso Victor Aleksander Alm(WS)	□	■				3

Coach: Giovane Farinazzo Ga (BRA)
Assistant: Nery Pereira Tambeir (BRA)

TEAMS AND PLAYERS PERFORMANCES

Won Pts	Total Atts	No Name	Scoring Skills	Won Pts	Total Atts	No Name
71	138	Total Team		71	148	Total Team
19	34	13 Palacios Ezequiel (WS)	Spike	18	33	7 Honorato Henrique Dantas
17	33	9 Palonsky Luciano (WS)		16	38	1 Souza Alan (OP)
6	99	Total Team	Block	5	89	Total Team
4	28	12 Gallego Joaquin (MB)		2	9	1 Souza Alan (OP)
1	10	13 Palacios Ezequiel (WS)		2	35	13 Gualberto Flavio (MB)
4	114	Total Team	Serve	4	104	Total Team
2	23	9 Palonsky Luciano (WS)		1	15	1 Souza Alan (OP)
1	19	13 Palacios Ezequiel (WS)		1	11	11 Pontes Veloso Thiago (S)
34		Total Team	Opp. error	23		Total Team
115	351	Total Team	Total	103	341	Total Team

21	63	13 Palacios Ezequiel (WS)	Best Scorer	19	62	1 Souza Alan (OP)
----	----	---------------------------	--------------------	----	----	-------------------

Excellent	Total Atts	No Name	Non scoring Skills	Excellent	Total Atts	No Name
73	94	Total Team		82	117	Total Team
13	19	19 Massimino Franco (L)	Dig	14	22	11 Pontes Veloso Thiago (S)
12	13	1 Sanchez Matias (S)		13	13	4 Carvalho Filho Rogério
65	110	Total Team	Set	43	124	Total Team
60	97	1 Sanchez Matias (S)		40	108	11 Pontes Veloso Thiago (S)
50	91	Total Team	Reception	52	99	Total Team
17	22	18 Danani Santiago (L)	<u>Success - Faults</u>	29	45	4 Carvalho Filho Rogério
16	30	10 Bruno Nicolas (WS)	<u># Attempts</u>	12	21	7 Honorato Henrique Dantas

■ Starting line-up Pts = Points scored [nn] = Captain
 □ Substitute Atts = Attempts L = Libero
 Opp = Opponent

Name game jury president:

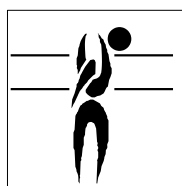

Signature:





P-5 VOLLEYBALL • Players ranking by skills

2018 Senior Men's NORCECA Panamerican Cup



Best Scorers

Rk	No	Name	Team	Spike	Block	Serve	Total
1	1	Souza Alan (OP)	BRA	75	10	8	93
2	11	Torres Maurice (OP)	PUR	79	5	7	91
3	18	Lopez Castro Miguel Angel (WS)	CUB	73	12	3	88
4	13	Palacios Ezequiel (WS)	ARG	66	4	2	72
5	11	Parraguirre Vicente (WS)	CHI	52	12	6	70
6	4	Parraguirre Tomas (OP)	CHI	57	8	2	67
7	11	Barajas Jorge (WS)	MEX	59	4	3	66
8	1	Vargas Daniel (OP)	MEX	56	4	2	62
9	5	Shaw James (S)	USA	49	8	3	60
10	3	Yang Herrera Marlon (WS)	CUB	44	6	9	59
11	5	Scheerhoorn Blake (WS)	CAN	52	2	4	58
12	11	Leonardo Blanco Andy Alexis (OP)	GUA	47	3	4	54
13	7	Honorato Henrique Dantas Nóbregue(WS)	BRA	45	6	2	53
13	10	Bruno Nicolas (WS)	ARG	46	2	5	53
13	10	Gutierrez Suarez Miguel David (OP)	CUB	40	4	9	53
16	17	Alonso Arce Roamy Raul (MB)	CUB	35	16	1	52
17	10	Larrahondo Gustavo (OP)	COL	46	2	3	51
18	13	Gualberto Flavio (MB)	BRA	33	17	0	50
19	14	Hidalgo Alvaro (WS)	PER	39	8	2	49
19	8	Lopez Capellan Henry Antonio (WS)	DOM	42	3	4	49
19	22	Koppers Brandon (WS)	CAN	35	7	7	49
22	1	Hurtado Ivan Andres (WS)	COL	42	3	3	48
23	8	Nascimento Leonardo (WS)	BRA	39	4	4	47
24	6	Duff Justin (MB)	CAN	38	7	1	46
25	9	Bonacic Dusan (WS)	CHI	36	8	0	44
26	9	Palonsky Luciano (WS)	ARG	38	3	2	43
27	7	Romay Dammert Eduardo (OP)	PER	39	2	1	42
27	13	Sanchez Sequiel (WS)	PUR	38	2	2	42
29	14	Wieczorek David (WS)	USA	29	3	9	41
30	12	Gallego Joaquin (MB)	ARG	26	13	1	40
31	2	Lopez Santiago Carlos Fernando (WS)	GUA	35	4	0	39
31	2	Melgarejo Hernandez Osniel Lazaro (WS)	CUB	34	4	1	39
33	3	Guzman Pablo (WS)	PUR	37	1	0	38
33	12	Herrera Jaime Jesus (OP)	CUB	29	2	7	38
35	8	Rivera Eddie (WS)	PUR	28	1	6	35
36	1	Guerra Uteau Simon (MB)	CHI	25	9	0	34
36	10	Rangel Pedro (S)	MEX	19	8	7	34
38	11	Caceres Gomez Jose Miguel (OP)	DOM	30	3	0	33
38	8	Mejia Leandro (MB)	COL	24	7	2	33
38	6	Stahl Mitchell (MB)	USA	23	8	2	33
41	4	Fey Kupono (WS)	USA	26	4	2	32
41	10	Russell Kyle (OP)	USA	25	3	4	32
41	11	Fernandez Gaston (MB)	ARG	25	6	1	32
44	9	Bramwell Terrel (OP)	CAN	24	3	4	31
45	17	Colon Jessie (MB)	PUR	25	5	0	30
46	3	Chacon Pelaez Wagner Arnulfo (WS)	GUA	26	1	2	29
47	4	Ruiz De La Cruz Gonzalo (WS)	MEX	26	1	1	28
47	16	Johansen German (OP)	ARG	26	1	1	28
49	14	Carabali Kevin (MB)	COL	17	10	0	27
50	10	Cruz Lozada Ezequiel (OP)	PUR	25	0	1	26
Total tournament				2,614	429	192	3,235





P-5 VOLLEYBALL • Players ranking by skills

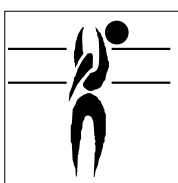
2018 Senior Men's NORCECA Panamerican Cup



Best Spikers

Limit: 15.00%

Rk	No	Name	Team	Spikes	Faults	Shots	Total Attempts	Succ. %
1	13	Palacios Ezequiel (WS)	ARG	66	5	45	116	56.90
2	18	Lopez Castro Miguel Angel (WS)	CUB	73	18	39	130	56.15
3	7	Honorato Henrique Dantas Nóbregue(WS)	BRA	45	8	30	83	54.22
4	14	Hidalgo Alvaro (WS)	PER	39	9	24	72	54.17
5	1	Souza Alan (OP)	BRA	75	12	59	146	51.37
6	5	Shaw James (S)	USA	49	14	33	96	51.04
7	11	Torres Maurice (OP)	PUR	79	27	51	157	50.32
8	10	Larrahondo Gustavo (OP)	COL	46	18	28	92	50.00
9	1	Hurtado Ivan Andres (WS)	COL	42	15	28	85	49.41
10	11	Parraguirre Vicente (WS)	CHI	52	19	38	109	47.71
Total Tournament				2,614	846	2,193	5,653	46.24



Best Blockers

Rk	No	Name	Team	Kill Blocks	Faults	Rebounds	Total Attempts	Avg. by set
1	13	Gualberto Flavio (MB)	BRA	17	54	35	106	0.94
2	11	Parraguirre Vicente (WS)	CHI	12	17	21	50	0.71
3	17	Alonso Arce Roamy Raul (MB)	CUB	16	28	34	78	0.70
4	12	Gallego Joaquin (MB)	ARG	13	43	24	80	0.68
5	14	Carabali Kevin (MB)	COL	10	34	16	60	0.63
6	14	Hidalgo Alvaro (WS)	PER	8	12	8	28	0.62
7	14	Goide Arredondo Adrian Eduardo (S)	CUB	13	27	24	64	0.57
8	1	Souza Alan (OP)	BRA	10	20	19	49	0.56
9	1	Guerra Uteau Simon (MB)	CHI	9	28	25	62	0.53
10	18	Lopez Castro Miguel Angel (WS)	CUB	12	16	11	39	0.52
Total Tournament				429	1,764	1,260	3,453	4.09



Best Servers


Rk	No	Name	Team	Aces	Faults	Serve Hits	Total Attempts	Avg. by set
1	14	Wieczorek David (WS)	USA	9	11	48	68	0.53
2	1	Souza Alan (OP)	BRA	8	7	64	79	0.44
3	22	Koppers Brandon (WS)	CAN	7	17	28	52	0.41
4	3	Yang Herrera Marlon (WS)	CUB	9	8	37	54	0.39
5	10	Gutierrez Suarez Miguel David (OP)	CUB	9	16	52	77	0.39
6	10	Rangel Pedro (S)	MEX	7	13	64	84	0.37
7	11	Parraguirre Vicente (WS)	CHI	6	17	38	61	0.35
8	11	Leonardo Blanco Andy Alexis (OP)	GUA	4	13	24	41	0.31
9	11	Torres Maurice (OP)	PUR	7	9	63	79	0.30
10	12	Herrera Jaime Jesus (OP)	CUB	7	8	28	43	0.30
Total Tournament				192	766	3,750	4,708	1.83





P-5 VOLLEYBALL • Players ranking by skills

2018 Senior Men's NORCECA Panamerican Cup



Best Diggers

Rk	No	Name	Team	Digs	Faults	Receptions	Total Attempts	Avg. by set
1	7	Garcia Alvarez Yonder Roman (L)	CUB	77	16	12	105	3.35
2	10	Rangel Pedro (S)	MEX	63	18	14	95	3.32
3	8	Santa Cruz Molina Luis Fernando (L)	GUA	41	16	26	83	3.15
4	19	Massimino Franco (L)	ARG	51	16	1	68	2.68
5	9	Tolentino Lorenzo Braymer Norbery (L)	DOM	39	14	23	76	2.60
6	15	Castillo Sebastian (L)	CHI	44	13	18	75	2.59
7	5	Rangel Jesus (L)	MEX	49	10	10	69	2.58
8	10	Bruno Nicolas (WS)	ARG	48	13	6	67	2.53
9	4	Parraguirre Tomas (OP)	CHI	41	12	8	61	2.41
10	19	Dagostino Kyle (L)	USA	39	14	6	59	2.29
Total Tournament				2,255	1,033	812	4,100	21.48



Best Setters

Rk	No	Name	Team	Running Sets	Faults	Still Sets	Total Attempts	Avg. by set
1	1	Sanchez Matias (S)	ARG	185	3	176	364	9.74
2	14	Villarreal Soltau Esteban (S)	CHI	146	5	239	390	8.59
3	10	Rangel Pedro (S)	MEX	163	4	214	381	8.58
4	11	Pontes Veloso Thiago (S)	BRA	143	5	211	359	7.94
5	14	Goide Arredondo Adrian Eduardo (S)	CUB	151	4	281	436	6.57
6	21	Walsh Brett James (S)	CAN	98	3	173	274	5.76
7	2	Williams Paul (S)	PER	74	8	185	267	5.69
8	6	Perez Angel (S)	PUR	119	1	192	312	5.17
9	23	Seif Jonah (S)	USA	87	2	161	250	5.12
10	17	Gonzalez Paz Gerardo Antonio (S)	GUA	62	4	196	262	4.77
Total Tournament				1,623	64	3,172	4,859	15.46



Best Receivers

Limit: 20.00%



Rk	No	Name	Team	Excellents	Faults	Serve Receptions	Total Attempts	Eff. %
1	7	Garcia Alvarez Yonder Roman (L)	CUB	62	3	22	87	67.82
2	18	Danani Santiago (L)	ARG	58	2	25	85	65.88
3	4	Carvalho Filho Rogério Batista De(L)	BRA	69	3	29	101	65.35
4	12	Guerrero Julian (L)	COL	67	5	32	104	59.62
5	24	Cabrera Rivera Arnel (L)	PUR	83	5	43	131	59.54
6	15	Castillo Sebastian (L)	CHI	42	3	22	67	58.21
7	3	Yang Herrera Marlon (WS)	CUB	53	5	28	86	55.81
8	18	Lopez Castro Miguel Angel (WS)	CUB	62	3	44	109	54.13
9	10	Bruno Nicolas (WS)	ARG	73	4	53	130	53.08
10	4	Fey Kupono (WS)	USA	46	4	30	80	52.50
Total Tournament				1,863	226	1,853	3,942	41.53





P-5 VOLLEYBALL • Players ranking by skills

2018 Senior Men's NORCECA Panamerican Cup



Best Liberos

Rk	No	Name	Team	Excellents	Faults	In play	Total attempts	Avg. by set
1	7	Garcia Alvarez Yonder Roman (L)	CUB	139	19	34	192	6.04
2	4	Carvalho Filho Rogério Batista De(L)	BRA	104	7	39	150	5.78
3	24	Cabrera Rivera Arnel (L)	PUR	125	10	60	195	5.43
4	9	Tolentino Lorenzo Braymer Norbery (L)	DOM	77	19	59	155	5.13
5	15	Castillo Sebastian (L)	CHI	86	16	40	142	5.06
6	11	Nakamatsu Jonathan (L)	PER	64	28	37	129	4.92
7	18	Danani Santiago (L)	ARG	87	7	30	124	4.58
8	22	Hatch John (L)	USA	38	12	15	65	2.24
9	15	Martinez Alan Gabriel (L)	MEX	25	13	8	46	1.32
10	3	Diaz Juan Pablo (L)	COL	21	9	12	42	1.31





P-6 VOLLEYBALL • Teams ranking by skills

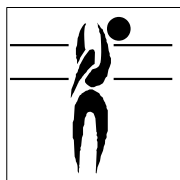
2018 Senior Men's NORCECA Panamerican Cup



Best Spikers

Limit: 15.00%

Rk	Team	Spikes	Faults	Shots	Total Attempts	Succ. %
1	ARG ARGENTINA	262	59	182	503	52.09
2	CUB CUBA	302	86	194	582	51.89
3	BRA BRAZIL	249	50	186	485	51.34
4	USA UNITED STATES	222	66	184	472	47.03
5	PUR PUERTO RICO	298	96	250	644	46.27
6	COL COLOMBIA	182	63	153	398	45.73
7	CAN CANADA	204	69	178	451	45.23
8	DOM DOMINICAN REPUBLIC	182	77	157	416	43.75
9	PER PERU	144	62	124	330	43.64
10	CHI CHILE	210	76	196	482	43.57
11	MEX MEXICO	221	75	240	536	41.23
12	GUA GUATEMALA	138	67	149	354	38.98
Total Tournament		2,614	846	2,193	5,653	46.24



Best Blockers

Rk	Team	Kill Blocks	Faults	Rebounds	Total Attempts	Avg. by set
1	CHI CHILE	52	141	125	318	3.06
2	CUB CUBA	66	173	141	380	2.87
3	BRA BRAZIL	50	156	96	302	2.78
4	USA UNITED STATES	45	127	96	268	2.65
5	PER PERU	26	108	60	194	2.00
5	COL COLOMBIA	32	166	83	281	2.00
7	ARG ARGENTINA	37	176	129	342	1.95
8	MEX MEXICO	36	167	123	326	1.89
9	CAN CANADA	31	119	96	246	1.82
10	GUA GUATEMALA	22	101	77	200	1.69
11	PUR PUERTO RICO	23	177	134	334	1.00
12	DOM DOMINICAN REPUBLIC	9	153	100	262	0.60
Total Tournament		429	1,764	1,260	3,453	4.09






P-6 VOLLEYBALL • Teams ranking by skills

2018 Senior Men's NORCECA Panamerican Cup



Best Servers

Rk	Team	Aces	Faults	Serve Hits	Total Attempts	Avg. by set
1	CAN CANADA	25	87	260	372	1.47
2	CUB CUBA	30	71	421	522	1.30
3	USA UNITED STATES	20	87	288	395	1.18
4	BRA BRAZIL	19	65	350	434	1.06
5	CHI CHILE	15	53	319	387	0.88
6	MEX MEXICO	16	53	353	422	0.84
7	PUR PUERTO RICO	19	89	406	514	0.83
8	COL COLOMBIA	12	73	257	342	0.75
9	DOM DOMINICAN REPUBLIC	11	54	267	332	0.73
10	ARG ARGENTINA	13	55	391	459	0.68
11	GUA GUATEMALA	6	39	221	266	0.46
11	PER PERU	6	40	217	263	0.46
Total Tournament		192	766	3,750	4,708	1.83



Best Diggers

Rk	Team	Digs	Faults	Receptions	Total Attempts	Avg. by set
1	MEX MEXICO	262	85	66	413	13.79
2	ARG ARGENTINA	251	80	32	363	13.21
3	CHI CHILE	217	84	75	376	12.76
4	BRA BRAZIL	219	80	71	370	12.17
5	CUB CUBA	257	96	63	416	11.17
6	PUR PUERTO RICO	252	140	77	469	10.96
7	CAN CANADA	186	83	56	325	10.94
8	USA UNITED STATES	174	93	44	311	10.24
9	DOM DOMINICAN REPUBLIC	141	66	66	273	9.40
10	GUA GUATEMALA	104	78	90	272	8.00
11	COL COLOMBIA	109	66	90	265	6.81
12	PER PERU	83	82	82	247	6.38
Total Tournament		2,255	1,033	812	4,100	21.48





P-6 VOLLEYBALL • Teams ranking by skills

2018 Senior Men's NORCECA Panamerican Cup



Best Setters

Rk	Team	Running Sets	Faults	Still Sets	Total Attempts	Avg. by set
1	ARG ARGENTINA	205	4	222	431	10.79
2	MEX MEXICO	169	6	239	414	8.89
3	CHI CHILE	148	5	262	415	8.71
4	BRA BRAZIL	155	9	259	423	8.61
5	PUR PUERTO RICO	197	3	351	551	8.57
6	USA UNITED STATES	140	3	266	409	8.24
7	CAN CANADA	122	7	254	383	7.18
8	CUB CUBA	164	8	334	506	7.13
9	PER PERU	79	9	214	302	6.08
10	COL COLOMBIA	92	5	256	353	5.75
11	GUA GUATEMALA	71	4	232	307	5.46
12	DOM DOMINICAN REPUBLIC	81	1	283	365	5.40
Total Tournament		1,623	64	3,172	4,859	15.46



Best Receivers

Limit: 20.00%

Rk	Team	Excellents	Faults	Serve Receptions	Total Attempts	Eff. %
1	CUB CUBA	223	15	143	381	54.59
2	ARG ARGENTINA	183	12	126	321	53.27
3	CHI CHILE	166	13	139	318	48.11
4	BRA BRAZIL	156	13	144	313	45.69
5	USA UNITED STATES	161	15	162	338	43.20
6	MEX MEXICO	164	20	153	337	42.73
7	PUR PUERTO RICO	215	23	215	453	42.38
8	CAN CANADA	142	20	167	329	37.08
9	COL COLOMBIA	144	25	162	331	35.95
10	GUA GUATEMALA	105	21	130	256	32.81
11	PER PERU	98	23	144	265	28.30
12	DOM DOMINICAN REPUBLIC	106	26	168	300	26.67
Total Tournament		1,863	226	1,853	3,942	41.53





Argentina wins Gold and Ezequiel Palacios named MVP at Pan Am Cup

CORDOBA, Mexico, September 2, 2018. - Argentina won the title match of the thirteenth Men's Pan American Cup and wing spiker Ezequiel Palacios named Most Valuable Player at the Arena Cordoba in Cordoba, Mexico.

Argentina won their second consecutive gold medal match defeating Brazil in five thrilling sets (25-27, 25-17, 25-22, 25-27, 15-10).

Cuba beat Puerto Rico 3-1 (20-25, 25-9, 25-18, 25-17) winning the bronze medal and Mexico earned the last ticket available to the 2019 Lima Pan American Games finishing fifth place at the over Canada 3-1 (25-18, 25-20, 20-25, 25-17).

Individual Awards

MVP: Ezequiel Palacios, ARG
Best Setter: Matias Sanchez, ARG
Best Wing Spiker: Ezequiel Palacios, ARG
2nd Wing Spiker: Miguel Angel Lopez, CUB
Best Middle Blocker: Flavio Gualberto, BRA
2nd Middle Blocker: Roamy Alonso, CUB
Best Opposite: Alan Souza, BRA
Best Libero: Yonder Garcia, CUB
Best Digger: Yonder Garcia, CUB
Best Receiver: Yonder Garcia, CUB
Best Server: David Wiczorek, USA
Best Scorer: Alan Souza, BRA

Mexico 3, Cuba 1

Mexico earned the last ticket available to the 2019 Lima Pan American Games while finishing fifth place at the Men's Pan American Cup over Canada 3-1 (25-18, 25-20, 20-25, 25-17). The host Mexico jumped to an early lead in set one with strong serves. Canada recovered well, slowing down Mexico, still losing set two but pocketing set three with spectacular defense. Finally, Mexico got back on track benefiting from Canada's inconsistency and finished scoring on 41 opponent errors. Canada led in spikes 44-43 and in blocks 9-5, while Mexico led 6-5 in aces. Mexico limited their errors to 22. Opposite player Daniel Vargas led Mexico with 18 points, with 15 kills included, and joined by wing spiker Jorge Barajas with 14 points on kills and setter Pedro Rangel adding 11 points. Canada's leading attackers were wing spiker Blake Scheerhoorn with 17 points, including 14 kills and 2 aces, and opposite Terrel Bramwell chipped in with 11 points.



Cuba 3, Puerto Rico 1

Cuba beat Puerto Rico 3-1 (20-25, 25-9, 25-18, 25-17) winning the bronze medal match. Cuba repeats the same position as the past edition, winning their third overall bronze medal in the history of the Men's Pan American Cup (2007, 2017) coming from behind with overwhelming victory over Puerto Rico. Cuba capitalized on their ability to keep Puerto Rico with little options to respond to their strong presence over the net. Puerto Rico lacked their usual energy and making several line-up variations. Cuba prevailed with overwhelming 14-3 blocking advantage and 9-2 margin in aces. The winners also held advantage in spikes 48-43 while scoring on 24 opponent errors, allowing a total of 21 points on their own. Wing spiker Marlon Yang led Cuba with 19 points including 13 kills and 4 aces, wing spiker Miguel Angel Castro chipped in with 17 points on 14 kills and 3 blocks, in addition to opposite Jaime Herrera who registered 16 points including 5 powerful aces. Puerto Rican opposite Maurice Torres scored 18 points including 15 kills, one block and 2 aces.

Argentina gana Oro y Ezequiel Palacios nombrado JMV en Copa Pan Am

CORDOBA, México, 2 de septiembre de 2018.- Argentina ganó el título de la décima tercera Copa Panamericana Masculina y Ezequiel Palacios nombrado el Jugador Más Valioso en la Arena Córdoba en Córdoba, México.

Argentina ganó su segundo título consecutivo venciendo a Brasil en cinco intensos sets (25-27, 25-17, 25-22, 25-27, 15-10).

Cuba superó a Puerto Rico 3-1 (20-25, 25-9, 25-18, 25-17) en el juego por la medalla de bronce y México ganó el último boleto disponible a los Juegos Panamericanos de Lima 2019 tras finalizar en quinto lugar sobre Canadá 3-1 (25-18, 25-20, 20-25, 25-17).

Premios Individuales

JMV: Ezequiel Palacios, ARG
Mejor Acomodador: Matias Sanchez, ARG
Mejor Atacante: Ezequiel Palacios, ARG
2o Mejor Atacante: Miguel Angel Lopez, CUB
Mejor Bloqueo: Flavio Gualberto, BRA
2o Mejor Bloqueo: Roamy Alonso, CUB
Mejor Opuesto: Alan Souza, BRA
Mejor Libero: Yonder Garcia, CUB
Mejor Defensa: Yonder Garcia, CUB
Mejor Receptor: Yonder Garcia, CUB
Mejor Servicio: David Wieczorek, USA
Máximo Anotador: Alan Souza, BRA



México 3, Cuba 1

México ganó el último boleto disponible a los Juegos Panamericanos de Lima 2019 tras finalizar en quinto lugar en la Copa Panamericana Masculina sobre Canadá 3-1 (25-18, 25-20, 20-25, 25-17). El anfitrión México arrancó con una rápida ventaja en el primer set con potentes servicios. Canadá se recuperó bien deteniendo a México, aun perdiendo el segundo set pero llevándose el tercero con espectacular defensa. México finalmente retomó el rumbo aprovechando la inconsistencia de Canadá y anotando 41 puntos a través de errores del rival. Canadá lideró en ataques 44-43 y en bloqueos 9-5, mientras que México tuvo ventaja de 6-5 en servicios. México limitó sus errores a 22. El jugador opuesto Daniel Vargas encabezó a México con 18 puntos, incluyendo 15 ataques, acompañado por el atacante de esquina Jorge Barajas con 14 puntos de ataque y el acomodador Pedro Rangel agregó 11 puntos. Los máximos anotadores de Canadá fueron el esquina Blake Scheerhoorn con 17 puntos, incluyendo 14 ataques y 2 puntos de servicio, y el opuesto Terrel Bramwell agregó 11 puntos.

Cuba 3, Puerto Rico 1

Cuba superó a Puerto Rico 3-1 (20-25, 25-9, 25-18, 25-17) en el juego por la medalla de bronce. Cuba repitió la posición que obtuvo en la pasada edición del evento, ganando su tercera medalla de bronce en la historia de la Copa Panamericana Masculina (2007, 2017) viniendo de atrás, superando a Puerto Rico por amplio margen. Cuba capitalizó en su habilidad de contener a Puerto Rico con pocas opciones de responder a su potencia sobre la red. Puerto Rico no tuvo su acostumbrada energía, realizando variaciones en su alineación. Cuba encabezó con una gran ventaja de 14-3 en bloqueo y 9-2 en servicios. Los ganadores también tuvieron ventaja en ataques 48-43, anotando a través de 24 errores de Puerto Rico y concediendo 21. El atacante Marlon Yang fue el máximo anotador de Cuba con 14 puntos incluyendo 13 ataques y 4 servicios, el atacante Miguel Angel Castro aportó con 17 puntos a través de 14 ataques y 3 bloqueos, además el opuesto Jaime Herrera registró 16 puntos incluyendo 5 potentes servicios. El puertorriqueño Maurice Torres anotó 18 puntos incluyendo 15 ataques, un bloqueo y 2 servicios.