



# XVII<sup>TH</sup> CAZOVA

## SENIOR CARIBBEAN VOLLEYBALL CHAMPIONSHIPS 2018



BAHAMAS



HAITI



TRINIDAD &  
TOBAGO



BARBADOS



SURINAME

# Daily Bulletin

August 13<sup>TH</sup>, 2018

# 4



## 17TH CAZOVA MEN CHAMPIONSHIP COMPETITION SCHEDULE

**ISMAY VAN WILGEN**  
Paramaribo, Suriname  
August 10 - 15, 2018

### PRELIMINARY ROUND

Saturday, August 11, 2018		Results							
Time	Match			Game	Set 1	Set 2	Set 3	Set 4	Set 5
19:30	SUR	vs	HAI	3-1	25-19	19-25	28-26	25-22	

Sunday, August 12, 2018		Results							
Time	Match			Game	Set 1	Set 2	Set 3	Set 4	Set 5
9:00	TTO	vs	HAI	3-0	25-22	25-23	25-17		
11:00	BAR	vs	BAH	0-3	20-25	23-25	22-25		
18:00	OPENING CEREMONY								
19:00	TTO	vs	BAR	2-3	25-23	15-25	23-25	25-19	13-15
21:00	SUR	vs	BAH	3-2	42-40	23-25	21-25	25-22	15-11

Monday, August 13, 2018		Results							
Time	Match			Game	Set 1	Set 2	Set 3	Set 4	Set 5
9:00	HAI	vs	BAR	2-3	25-17	25-21	20-25	23-25	7-15
11:00	SUR	vs	TTO	1-3	25-19	22-25	23-25	15-25	
18:00	HAI	vs	BAH						
20:00	SUR	vs	BAR						

### FINALS

Tuesday, August 14, 2018		Results							
Time	Match			Game	Set 1	Set 2	Set 3	Set 4	Set 5
9:00	BAH	vs	TTO						
17:00	3	vs	4						
19:00	1	vs	2						





# P-4 VOLLEYBALL • Collated results & ranking

## 17TH CAZOVA MEN CHAMPIONSHIP 2018

Results of Monday, August 13, 2018



### MATCH RESULTS

#### ROUND ROBIN

No	Date	Teams	Set	Result per set (points)					Total Points	Time	Spectators
				1	2	3	4	5			
1	8/11/2018	SUR - HAI	3-1	25-19	19-25	28-26	25-22		97- 92	2:05	
2	8/14/2018	BAH - TTO									
3	8/12/2018	TTO - HAI	3-0	25-22	25-23	25-17			75- 62	1:32	50
4	8/12/2018	BAR - BAH	0-3	20-25	23-25	22-25			65- 75	1:20	75
5	8/12/2018	TTO - BAR	2-3	25-23	15-25	23-25	25-19	13-15	101-107	2:29	100
6	8/12/2018	SUR - BAH	3-2	42-40	23-25	21-25	25-22	15-11	126-123	2:41	150
7	8/13/2018	HAI - BAR	2-3	25-17	25-21	20-25	23-25	7-15	100-103	2:30	75
8	8/13/2018	SUR - TTO	1-3	25-19	22-25	23-25	15-25		85- 94	1:51	100
9	8/13/2018	HAI - BAH									
10	8/13/2018	SUR - BAR									

### TEAM RANKING

#### ROUND ROBIN

Rk	Code	Team	Matches				Results Details						Points			Sets		
			Pts	T	W	L	3-0	3-1	3-2	2-3	1-3	0-3	W	L	Ratio	W	L	Ratio
1	TTO	TRINIDAD AND TOBAGO	11	3	2	1	1	1	0	1	0	0	270	254	1.063	8	4	2.000
2	SUR	SURINAME	8	3	2	1	0	1	1	0	1	308	309	0.997	7	6	1.167	
3	BAR	BARBADOS	6	3	2	1	0	0	2	0	1	275	276	0.996	6	7	0.857	
4	BAH	BAHAMAS	7	2	1	1	1	0	0	1	0	198	191	1.037	5	3	1.667	
5	HAI	HAITI	3	3	0	3	0	0	0	1	1	254	275	0.924	3	9	0.333	

### Scoring skills

### BEST PLAYERS

### Non scoring skills

Skill	Rk	Name	Team	Succ. %	Skill	Rk	Name	Team	Avg. by set
<b>Spike</b> Limit: 15.00%	1	SPORKSLEDE	SUR	59.18	<b>Dig</b>	1	CEDME PEDRO	HAI	2.25
	2	HONORE MARC	TTO	56.52		2	FERGUSON JAMAAL	BAH	1.25
	3	WILSON	BAH	52.11		3	ROACH SHELDON	BAR	1.08
<b>Block</b>	1	FERGUSON II	BAH	1.00	<b>Set</b>	1	DONALD KAMERON	TTO	7.08
	2	HOYTE MIKHEIL	TTO	0.83		2	FOE A MAN CASEY	SUR	4.92
	3	SPORKSLEDE	SUR	0.77		3	LONDON ALAIN	BAR	4.62
<b>Serve</b>	1	BAYOL JEAN	HAI	0.58	<b>Reception</b>	1	KNOWLES	BAH	55.93
	2	BROWNE KYLE	BAR	0.54		2	POINT DU JOUR	HAI	52.17
	3	HEPBURN SHONARI	BAH	0.50		3	OXLEY AKEIL	BAR	52.11





# P-2 VOLLEYBALL • Match result

## 17TH CAZOVA MEN CHAMPIONSHIP 2018 ROUND ROBIN



**Match:** 7    **Date:** 8/13/2018    **Spectators:** 75  
**City:** PARAMARIBO  
**Hall:** ISMAY VAN WILGEN  
**Match duration:** **Start:** 9:30    **End:** 12:00    **Total:** 2:30

Teams	Sets	1	2	3	4	5	Total
<b>HAI</b>	<b>2</b>	25	25	20	23	7	100
<b>BAR</b>	<b>3</b>	17	21	25	25	15	103
<b>Set duration</b>		0:26	0:32	0:34	0:34	0:12	2:18

**Referees:** MANHOEF, ANTONIE (SUR) & SANDIFORD, SHELDON (TTO)

HAI • HAITI		1	2	3	4	5	Pts
1	L CEDME PEDRO	L	L	L	L	L	
2	TOUSSAINT CHRISTIAN					■	1
3	CHARLES KERVENS						
4	POINT DU JOUR WISMANN	■	■	■	■	■	19
5	COTHIERE EMMANUEL	■	■	■	■	□	2
6	REGISTRE FRITZ		□				
7	ANTOINE CLAUDE				□	■	3
8	GLEZIL NEWBORNSON						
9	JEAN BAPTISTE KENSKY	■	■	■	■	■	8
10	BERNADIN YVENS	■	■	■	■	■	9
11	BAYOL JEAN PHILLIPE	■	■	■	■	□	15
12	JOSEPH OLANDO	■	■	■	■	■	5

**Coach:** LARRIEUX, YVES (HAI)  
**Assistant:** SIECLE, JUNIOR (HAI)

BAR • BARBADOS		1	2	3	4	5	Pts
1	SIMPSON SHAWN	■	■	■	■	■	15
4	MAYERS AHKEEM	□	□	□	■	■	2
13	BROWNE KYLE	■	■	■	■	■	10
14	LONDON ALAIN	■	■	■	■	■	2
15	WOOD AMUNIKI	■	■	■	■	■	10
16	HOLDER CHIOKE	□	■	■	■	■	3
17	WILLIAMS AKEIL	■	□	□	■	■	4
18	OXLEY AKEIL	■	■	■	■	■	13
20	JORDAN ASHAN			□			
22	L ROACH SHELDON	L	L	L	L	L	

**Coach:** CULPEPPER, ANDREW (BAR)  
**Assistant:**

### TEAMS AND PLAYERS PERFORMANCES

Won Pts	Total Atts	No Name
<b>44</b>	<b>133</b>	<b>Total Team</b>
14	27	4 POINT DU JOUR
11	45	11 BAYOL JEAN PHILLIPE
<b>11</b>	<b>46</b>	<b>Total Team</b>
4	9	4 POINT DU JOUR
3	10	12 JOSEPH OLANDO
<b>7</b>	<b>100</b>	<b>Total Team</b>
4	24	11 BAYOL JEAN PHILLIPE
2	13	9 JEAN BAPTISTE KENSKY
<b>38</b>		<b>Total Team</b>
<b>100</b>	<b>279</b>	<b>Total Team</b>

19	47	4 POINT DU JOUR
----	----	-----------------

Excellent	Total Atts	No Name
<b>29</b>	<b>89</b>	<b>Total Team</b>
13	20	1 CEDME PEDRO
5	11	10 BERNADIN YVENS
<b>36</b>	<b>126</b>	<b>Total Team</b>
24	75	5 COTHIERE EMMANUEL
<b>52</b>	<b>89</b>	<b>Total Team</b>
20	31	4 POINT DU JOUR
16	26	9 JEAN BAPTISTE KENSKY

■ Starting line-up    Pts = Points scored    [nn] = Captain  
□ Substitute    Atts = Attempts    L = Libero  
Opp = Opponent

Scoring Skills
<b>Spike</b>
<b>Block</b>
<b>Serve</b>
<b>Opp. error</b>
<b>Total</b>

<b>Best Scorer</b>
--------------------

Non scoring Skills
<b>Dig</b>
<b>Set</b>
<b>Reception</b>
Success - Faults
# Attempts

Won Pts	Total Atts	No Name
<b>41</b>	<b>116</b>	<b>Total Team</b>
11	31	18 OXLEY AKEIL
10	33	13 BROWNE KYLE
<b>16</b>	<b>61</b>	<b>Total Team</b>
5	20	15 WOOD AMUNIKI
5	8	1 SIMPSON SHAWN
<b>2</b>	<b>103</b>	<b>Total Team</b>
1	11	17 WILLIAMS AKEIL
1	12	15 WOOD AMUNIKI
<b>44</b>		<b>Total Team</b>
<b>103</b>	<b>280</b>	<b>Total Team</b>

15	49	1 SIMPSON SHAWN
----	----	-----------------

Excellent	Total Atts	No Name
<b>18</b>	<b>91</b>	<b>Total Team</b>
5	17	18 OXLEY AKEIL
4	18	22 ROACH SHELDON
<b>26</b>	<b>112</b>	<b>Total Team</b>
16	67	14 LONDON ALAIN
<b>41</b>	<b>81</b>	<b>Total Team</b>
17	26	13 BROWNE KYLE
14	24	18 OXLEY AKEIL

Name game jury president: .....

Signature: .....





# P-2 VOLLEYBALL • Match result

## 17TH CAZOVA MEN CHAMPIONSHIP 2018 ROUND ROBIN



**Match:** 8    **Date:** 8/13/2018    **Spectators:** 100  
**City:** PARAMARIBO  
**Hall:** ISMAY VAN WILGEN  
**Match duration:** Start: 12:33 End: 14:24 Total: 1:51

Teams	Sets	1	2	3	4	5	Total
<b>SUR</b>	<b>1</b>	25	22	23	15		85
<b>TTO</b>	<b>3</b>	19	25	25	25		94
<b>Set duration</b>		0:24	0:27	0:29	0:22		1:42

**Referees:** MILLER, LANZA (BAH) & BOVELL, SHARON (BAR)

SUR • SURINAME		1	2	3	4	5	Pts
1	L BRUNINGS DION	L	L	L	L		
2	BAUMGARD EMANUEL					□	
4	ON A FAT FURGIL						
6	PINAS DAVID	□		□	□		3
7	SPORKSLEDE KEVEN	■	■	■	■		21
8	VLIET ANTOINE					□	1
9	BREINBURG ZEFANO	■	■	■	■		21
10	AKIEMBOTO ADYANTE	■	■	■	■		
11	LO FO WONG KEVEN	■	■	□	■		1
12	FOE A MAN CASEY		□	■	□		
14	FLU MARC	■	■	■	■		6
20	NAARDEN GINO	■	■	■	■		10

TTO • TRINIDAD AND TOBAGO		1	2	3	4	5	Pts
5	BUSHE AKIM	■	■	■	■		9
8	DONALD KAMERON	■	■	■	■		1
9	WILLIAMS DANEIL	□	■	■	■		13
10	HOYTE MIKHEIL	■	■	■	■		11
11	STEWART RYAN	■					4
13	STEWART DAYNTE				□		
14	HONORE MARC	■	■	■	■		10
15	L MOHAMMED JOSHUA	L	L	L	L		
18	LEGALL BRANDON	■	■	■	■		16
20	DANIEL KWESI		□	□	□		

**Coach:** VALDES, SERGIO (CUB)  
**Assistant:** GETROUW, VERDY (SUR)

**Coach:** MORRISON, SEAN (TTO)  
**Assistant:** OTTLEY, TOBIAS (TTO)

### TEAMS AND PLAYERS PERFORMANCES

Won Pts	Total Atts	No Name	Scoring Skills	Won Pts	Total Atts	No Name
<b>48</b>	<b>107</b>	<b>Total Team</b>		<b>47</b>	<b>97</b>	<b>Total Team</b>
17	29	7 SPORKSLEDE KEVEN	<b>Spike</b>	16	31	18 LEGALL BRANDON
13	29	9 BREINBURG ZEFANO		9	14	9 WILLIAMS DANEIL
<b>9</b>	<b>35</b>	<b>Total Team</b>	<b>Block</b>	<b>11</b>	<b>54</b>	<b>Total Team</b>
4	5	9 BREINBURG ZEFANO		4	11	10 HOYTE MIKHEIL
3	11	7 SPORKSLEDE KEVEN	<b>Serve</b>	3	10	14 HONORE MARC
<b>6</b>	<b>86</b>	<b>Total Team</b>		<b>6</b>	<b>93</b>	<b>Total Team</b>
4	15	9 BREINBURG ZEFANO	<b>Opp. error</b>	3	15	9 WILLIAMS DANEIL
1	12	7 SPORKSLEDE KEVEN		1	11	5 BUSHE AKIM
<b>22</b>		<b>Total Team</b>	<b>Total</b>	<b>30</b>		<b>Total Team</b>
<b>85</b>	<b>228</b>	<b>Total Team</b>		<b>94</b>	<b>244</b>	<b>Total Team</b>

21	52	7 SPORKSLEDE KEVEN	<b>Best Scorer</b>	16	49	18 LEGALL BRANDON
----	----	--------------------	--------------------	----	----	-------------------

Excellent	Total Atts	No Name	Non scoring Skills	Excellent	Total Atts	No Name
<b>5</b>	<b>74</b>	<b>Total Team</b>		<b>4</b>	<b>67</b>	<b>Total Team</b>
3	22	1 BRUNINGS DION	<b>Dig</b>	2	13	15 MOHAMMED JOSHUA
1	13	7 SPORKSLEDE KEVEN		1	11	5 BUSHE AKIM
<b>16</b>	<b>109</b>	<b>Total Team</b>	<b>Set</b>	<b>25</b>	<b>96</b>	<b>Total Team</b>
8	38	11 LO FO WONG KEVEN		25	83	8 DONALD KAMERON
<b>26</b>	<b>89</b>	<b>Total Team</b>	<b>Reception</b>	<b>27</b>	<b>78</b>	<b>Total Team</b>
12	35	7 SPORKSLEDE KEVEN	Success - Faults	10	28	5 BUSHE AKIM
11	36	20 NAARDEN GINO	# Attempts	13	29	15 MOHAMMED JOSHUA

■ Starting line-up    Pts = Points scored    [nn] = Captain  
□ Substitute    Atts = Attempts    L = Libero  
Opp = Opponent

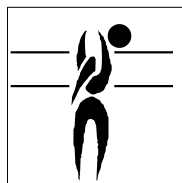
Name game jury president: .....  
Signature: .....





# P-5 VOLLEYBALL • Players ranking by skills

## 17TH CAZOVA MEN CHAMPIONSHIP 2018



### Best Scorers

Rk	No	Name	Pos.	Team	Spike	Block	Serve	Total
1	7	SPORKSLEDE KEVEN	OS	SUR	58	10	1	69
2	20	NAARDEN GINO	OS	SUR	52	3	4	59
3	13	BROWNE KYLE	OS	BAR	49	2	7	58
4	9	BREINBURG ZEFANO	OP	SUR	43	9	5	57
5	11	BAYOL JEAN PHILLIPE	OP	HAI	38	3	7	48
6	2	WILSON PRINCTANIQUE	OS	BAH	37	2	2	41
7	1	SIMPSON SHAWN	OP	BAR	31	7	2	40
8	14	HONORE MARC	MB	TTO	26	9	2	37
9	18	LEGALL BRANDON	OS	TTO	33	1	1	35
10	4	POINT DU JOUR WISMANN	OS	HAI	27	5	2	34
11	5	BUSHE AKIM	OS	TTO	23	5	1	29
12	10	HOYTE MIKHEIL	MB	TTO	17	10	1	28
13	18	OXLEY AKEIL	OS	BAR	25	2	0	27
14	11	STEWART RYAN	OP	TTO	16	4	6	26
15	7	FERGUSON II BYRON	MB	BAH	15	8	1	24
15	9	JEAN BAPTISTE KENSKY	OS	HAI	22	0	2	24
17	10	BERNADIN YVENS	MB	HAI	17	6	0	23
18	14	FLU MARC	MB	SUR	16	5	1	22
19	3	KNOWLES RENALDO	OS	BAH	21	0	0	21
19	9	WILLIAMS DANEIL	OS	TTO	16	1	4	21
21	15	WOOD AMUNIKI	MB	BAR	10	8	1	19
22	15	HEPBURN SHONARI	MB	BAH	13	1	4	18
23	9	STUART EUGENE	OP	BAH	14	2	0	16
23	17	WILLIAMS AKEIL	MB	BAR	7	8	1	16
25	12	JOSEPH OLANDO	MB	HAI	5	4	0	9
26	14	LONDON ALAIN	S	BAR	5	3	0	8
27	6	REGISTRE FRITZ	MB	HAI	6	0	1	7
28	5	SAUNDERS JE'VAGHAN	S	BAH	2	2	2	6
28	13	STEWART DAYNTE	OS	TTO	4	0	2	6
28	2	TOUSSAINT CHRISTIAN	S	HAI	3	2	1	6
31	8	DONALD KAMERON	S	TTO	3	1	1	5
31	6	PINAS DAVID	OS	SUR	5	0	0	5
33	8	GLEZIL NEWBORNSON	OS	HAI	2	2	0	4
34	7	ANTOINE CLAUDE	OP	HAI	2	1	0	3
34	5	COTHIERE EMMANUEL	S	HAI	1	1	1	3
34	4	MAYERS AHKEEM	OP	BAR	3	0	0	3
34	10	AKIEMBOTO ADYANTE	MB	SUR	3	0	0	3
34	16	HOLDER CHIOKE	MB	BAR	2	1	0	3
39	20	JORDAN ASHAN	OS	BAR	1	1	0	2
39	12	FOE A MAN CASEY	S	SUR	1	0	1	2
41	8	WILMOTT DONAVAN	MB	BAH	0	1	0	1
41	3	CHARLES KERVENS	OP	HAI	1	0	0	1
41	8	VLIET ANTOINE	OP	SUR	1	0	0	1
41	11	LO FO WONG KEVEN	S	SUR	1	0	0	1
45	4	WILSON KYLE	OS	BAH	0	0	0	0
45	6	FERGUSON JAMAAL	L	BAH	0	0	0	0
45	11	SIMON TONNY	S	BAH	0	0	0	0
45	1	CEDME PEDRO	L	HAI	0	0	0	0
45	15	MOHAMMED JOSHUA	L	TTO	0	0	0	0
45	20	DANIEL KWESI	MB	TTO	0	0	0	0
<b>Total tournament</b>					<b>677</b>	<b>130</b>	<b>64</b>	<b>871</b>





# P-5 VOLLEYBALL • Players ranking by skills

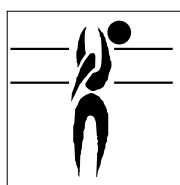
## 17TH CAZOVA MEN CHAMPIONSHIP 2018



### Best Spikers

Limit: 15.00%

Rk	No	Name	Pos.	Team	Spikes	Faults	Shots	Total Attempts	Succ. %
1	7	SPORKSLEDE KEVEN	OS	SUR	58	12	28	98	59.18
2	14	HONORE MARC	MB	TTO	26	3	17	46	56.52
3	2	WILSON PRINCTANIQUE	OS	BAH	37	18	16	71	52.11
4	9	BREINBURG ZEFANO	OP	SUR	43	16	25	84	51.19
5	20	NAARDEN GINO	OS	SUR	52	23	28	103	50.49
6	3	KNOWLES RENALDO	OS	BAH	21	4	20	45	46.67
7	13	BROWNE KYLE	OS	BAR	49	14	42	105	46.67
8	5	BUSHE AKIM	OS	TTO	23	7	21	51	45.10
9	4	POINT DU JOUR WISMANN	OS	HAI	27	12	21	60	45.00
10	1	SIMPSON SHAWN	OP	BAR	31	20	21	72	43.06
<b>Total Tournament</b>					677	289	528	1,494	45.31



### Best Blockers

Rk	No	Name	Pos.	Team	Kill Blocks	Faults	Rebounds	Total Attempts	Avg. by set
1	7	FERGUSON II BYRON	MB	BAH	8	18	13	39	1.00
2	10	HOYTE MIKHEIL	MB	TTO	10	18	9	37	0.83
3	7	SPORKSLEDE KEVEN	OS	SUR	10	11	8	29	0.77
4	14	HONORE MARC	MB	TTO	9	15	15	39	0.75
5	9	BREINBURG ZEFANO	OP	SUR	9	10	8	27	0.69
6	17	WILLIAMS AKEIL	MB	BAR	8	9	12	29	0.62
7	15	WOOD AMUNIKI	MB	BAR	8	22	12	42	0.62
8	1	SIMPSON SHAWN	OP	BAR	7	9	6	22	0.54
9	10	BERNADIN YVENS	MB	HAI	6	15	16	37	0.50
10	4	POINT DU JOUR WISMANN	OS	HAI	5	5	6	16	0.42
<b>Total Tournament</b>					130	291	251	672	4.48



### Best Servers

Rk	No	Name	Pos.	Team	Aces	Faults	Serve Hits	Total Attempts	Avg. by set
1	11	BAYOL JEAN PHILLIPE	OP	HAI	7	10	28	45	0.58
2	13	BROWNE KYLE	OS	BAR	7	7	47	61	0.54
3	15	HEPBURN SHONARI	MB	BAH	4	2	32	38	0.50
4	11	STEWART RYAN	OP	TTO	6	7	15	28	0.50
5	9	BREINBURG ZEFANO	OP	SUR	5	10	31	46	0.38
6	9	WILLIAMS DANEIL	OS	TTO	4	2	18	24	0.33
7	20	NAARDEN GINO	OS	SUR	4	18	36	58	0.31
8	5	SAUNDERS JE'VAGHAN	S	BAH	2	3	30	35	0.25
9	2	WILSON PRINCTANIQUE	OS	BAH	2	3	28	33	0.25
10	13	STEWART DAYNTE	OS	TTO	2	-	6	8	0.17
<b>Total Tournament</b>					64	166	1,074	1,304	2.21










# P-5 VOLLEYBALL • Players ranking by skills

## 17TH CAZOVA MEN CHAMPIONSHIP 2018



### Best Diggers

Rk	No	Name	Pos.	Team	Digs	Faults	Receptions	Total Attempts	Avg. by set
1	1	CEDME PEDRO	L	HAI	27	20	25	72	2.25
2	6	FERGUSON JAMAAL	L	BAH	10	17	11	38	1.25
3	22	ROACH SHELDON	L	BAR	14	26	27	67	1.08
4	1	BRUNINGS DION	L	SUR	12	15	33	60	0.92
5	15	MOHAMMED JOSHUA	L	TTO	11	27	30	68	0.92
6	7	SPORKSLEDE KEVEN	OS	SUR	11	18	24	53	0.85
7	10	BERNADIN YVENS	MB	HAI	10	5	13	28	0.83
8	3	KNOWLES RENALDO	OS	BAH	6	14	15	35	0.75
9	20	NAARDEN GINO	OS	SUR	9	18	20	47	0.69
10	18	OXLEY AKEIL	OS	BAR	7	12	12	31	0.54
<b>Total Tournament</b>					191	434	576	1,201	6.59



### Best Setters

Rk	No	Name	Pos.	Team	Running Sets	Faults	Still Sets	Total Attempts	Avg. by set
1	8	DONALD KAMERON	S	TTO	85	9	158	252	7.08
2	12	FOE A MAN CASEY	S	SUR	64	10	172	246	4.92
3	14	LONDON ALAIN	S	BAR	60	6	166	232	4.62
4	5	SAUNDERS JE'VAGHAN	S	BAH	34	6	106	146	4.25
5	5	COTHIERE EMMANUEL	S	HAI	43	4	64	111	3.58
6	2	TOUSSAINT CHRISTIAN	S	HAI	38	4	106	148	3.17
7	11	SIMON TONNY	S	BAH	10	-	26	36	1.25
8	11	LO FO WONG KEVEN	S	SUR	16	1	51	68	1.23
9	4	MAYERS AHKEEM	OP	BAR	10	2	20	32	0.77
10	1	CEDME PEDRO	L	HAI	2	-	7	9	0.17
<b>Total Tournament</b>					367	50	977	1,394	12.66



### Best Receivers

Limit: 20.00%


Rk	No	Name	Pos.	Team	Excellents	Faults	Serve Receptions	Total Attempts	Eff. %
1	3	KNOWLES RENALDO	OS	BAH	34	1	24	59	55.93
2	4	POINT DU JOUR WISMANN	OS	HAI	38	2	29	69	52.17
3	18	OXLEY AKEIL	OS	BAR	41	4	26	71	52.11
4	13	BROWNE KYLE	OS	BAR	38	3	28	69	50.72
5	7	SPORKSLEDE KEVEN	OS	SUR	57	2	58	117	47.01
6	6	FERGUSON JAMAAL	L	BAH	22	3	17	42	45.24
7	2	WILSON PRINCTANIQUE	OS	BAH	24	-	32	56	42.86
8	22	ROACH SHELDON	L	BAR	31	3	38	72	38.89
9	5	BUSHE AKIM	OS	TTO	41	3	54	98	38.78
10	15	MOHAMMED JOSHUA	L	TTO	34	6	33	73	38.36
<b>Total Tournament</b>					523	62	546	1,131	40.76





# P-5 VOLLEYBALL • Players ranking by skills

17TH CAZOVA MEN CHAMPIONSHIP 2018



## Best Liberos

Rk	No	Name	Pos.	Team	Excellents	Faults	In play	Total attempts	Avg. by set
1	1	CEDME PEDRO	L	HAI	61	26	62	149	5.08
2	6	FERGUSON JAMAAL	L	BAH	32	20	28	80	4.00
3	15	MOHAMMED JOSHUA	L	TTO	45	33	63	141	3.75
4	22	ROACH SHELDON	L	BAR	45	29	65	139	3.46
5	1	BRUNINGS DION	L	SUR	35	21	66	122	2.69





# P-6 VOLLEYBALL • Teams ranking by skills

## 17TH CAZOVA MEN CHAMPIONSHIP 2018



### Best Spikers

Limit: 15.00%

Rk	Team	Spikes	Faults	Shots	Total Attempts	Succ. %
1	SUR SURINAME	180	61	121	362	49.72
2	TTO TRINIDAD AND TOBAGO	138	50	104	292	47.26
3	BAH BAHAMAS	102	46	71	219	46.58
4	BAR BARBADOS	133	68	109	310	42.90
5	HAI HAITI	124	64	123	311	39.87
<b>Total Tournament</b>		677	289	528	1,494	45.31




### Best Blockers

Rk	Team	Kill Blocks	Faults	Rebounds	Total Attempts	Avg. by set
1	TTO TRINIDAD AND TOBAGO	31	69	52	152	2.58
2	BAR BARBADOS	32	59	57	148	2.46
3	SUR SURINAME	27	63	57	147	2.08
4	HAI HAITI	24	52	53	129	2.00
4	BAH BAHAMAS	16	48	32	96	2.00
<b>Total Tournament</b>		130	291	251	672	4.48



### Best Servers

Rk	Team	Aces	Faults	Serve Hits	Total Attempts	Avg. by set
1	TTO TRINIDAD AND TOBAGO	18	25	226	269	1.50
2	HAI HAITI	14	39	203	256	1.17
3	BAH BAHAMAS	9	20	166	195	1.13
4	SUR SURINAME	12	46	250	308	0.92
5	BAR BARBADOS	11	36	229	276	0.85
<b>Total Tournament</b>		64	166	1,074	1,304	2.21



### Best Diggers

Rk	Team	Digs	Faults	Receptions	Total Attempts	Avg. by set
1	HAI HAITI	59	95	123	277	4.92
2	SUR SURINAME	41	107	124	272	3.15
3	BAR BARBADOS	39	82	120	241	3.00
4	BAH BAHAMAS	22	63	77	162	2.75
5	TTO TRINIDAD AND TOBAGO	30	87	132	249	2.50
<b>Total Tournament</b>		191	434	576	1,201	6.59





# P-6 VOLLEYBALL • Teams ranking by skills

## 17TH CAZOVA MEN CHAMPIONSHIP 2018



### Best Setters

Rk	Team	Running Sets	Faults	Still Sets	Total Attempts	Avg. by set
1	TTO TRINIDAD AND TOBAGO	85	10	180	275	7.08
2	HAI HAITI	84	8	190	282	7.00
3	SUR SURINAME	82	12	249	343	6.31
4	BAR BARBADOS	72	13	210	295	5.54
5	BAH BAHAMAS	44	7	148	199	5.50
<b>Total Tournament</b>		367	50	977	1,394	12.66



### Best Receivers

Limit: 20.00%

Rk	Team	Excellents	Faults	Serve Receptions	Total Attempts	Eff. %
1	BAH BAHAMAS	80	5	74	159	47.17
2	BAR BARBADOS	120	12	100	232	46.55
3	HAI HAITI	108	16	109	233	39.48
4	SUR SURINAME	120	16	142	278	37.41
5	TTO TRINIDAD AND TOBAGO	95	13	121	229	35.81
<b>Total Tournament</b>		523	62	546	1,131	40.76

