



XVIITH CAZOVA

SENIOR CARIBBEAN VOLLEYBALL CHAMPIONSHIPS 2018



BAHAMAS



HAITI



TRINIDAD & TOBAGO



BARBADOS



SURINAME

Daily Bulletin

August 14TH, 2018

5



17TH CAZOVA MEN CHAMPIONSHIP COMPETITION SCHEDULE

ISMAY VAN WILGEN
Paramaribo, Suriname
August 10 - 15, 2018

PRELIMINARY ROUND

Saturday, August 11, 2018		Results							
Time	Match			Game	Set 1	Set 2	Set 3	Set 4	Set 5
19:30	SUR	vs	HAI	3-1	25-19	19-25	28-26	25-22	

Sunday, August 12, 2018		Results							
Time	Match			Game	Set 1	Set 2	Set 3	Set 4	Set 5
9:00	TTO	vs	HAI	3-0	25-22	25-23	25-17		
11:00	BAR	vs	BAH	0-3	20-25	23-25	22-25		
18:00	OPENING CEREMONY								
19:00	TTO	vs	BAR	2-3	25-23	15-25	23-25	25-19	13-15
21:00	SUR	vs	BAH	3-2	42-40	23-25	21-25	25-22	15-11

Monday, August 13, 2018		Results							
Time	Match			Game	Set 1	Set 2	Set 3	Set 4	Set 5
9:00	HAI	vs	BAR	2-3	25-17	25-21	20-25	23-25	7-15
11:00	SUR	vs	TTO	1-3	25-19	22-25	23-25	15-25	
18:00	HAI	vs	BAH	1-3	20-25	25-22	21-25	23-25	
20:00	SUR	vs	BAR	3-0	25-23	25-21	25-23		

FINALS

Tuesday, August 14, 2018		Results							
Time	Match			Game	Set 1	Set 2	Set 3	Set 4	Set 5
9:00	BAH	vs	TTO	3-2	26-24	22-25	22-25	25-20	15-12
18:00	TTO	vs	BAR						
20:00	BAH	vs	SUR						

O-1

UNIFORM COLOURS
Couleur de l'uniforme

CITY: Ville: **PARAMARIBO**

DATE: **8/14/2018** TIME: Heure: **12:30**

POOL/PHASE: Groupe/Phase: **FINALS**

REGISTERED COLOURS / Couleurs enregistrées :
(ONLY SHIRT COLOUR - seulement la couleur du maillot)

	BAH ▼	BAR ▼	TTO ▼	SUR ▼	▼	▼
1	YELLOW	ROYAL	RED	YELLOW	-	-
2	WHITE	YELLOW	WHITE	BLACK	-	-
3	-	-	BLACK	-	-	-

MATCH SCHEDULE
Calendrier des matches

DATE:	No. Match	Team	
		Equipe	Equipe
		A	B
14/Aug/2018	11	TTO	BAR
14/Aug/2018	12	BAH	SUR

TEAMS CHOICE (1-2 OR 3)
Choix des équipes (1-2 ou 3)

1st CHOICE 1er Choix		FIVB DECISION LIBERO	
A	B	A	B

FIVB DECISION
Décision de la FIVB

A	B
White	Royal
White	Yellow



P-4 VOLLEYBALL • Collated results & ranking

17TH CAZOVA MEN CHAMPIONSHIP 2018

Results of Tuesday, August 14, 2018



MATCH RESULTS

ROUND ROBIN

No	Date	Teams	Set	Result per set (points)					Total Points	Time	Spectators
				1	2	3	4	5			
1	8/11/2018	SUR - HAI	3-1	25-19	19-25	28-26	25-22		97- 92	2:05	100
2	8/14/2018	BAH - TTO	3-2	26-24	22-25	22-25	25-20	15-12	110-106	2:05	40
3	8/12/2018	TTO - HAI	3-0	25-22	25-23	25-17			75- 62	1:32	50
4	8/12/2018	BAR - BAH	0-3	20-25	23-25	22-25			65- 75	1:20	75
5	8/12/2018	TTO - BAR	2-3	25-23	15-25	23-25	25-19	13-15	101-107	2:29	100
6	8/12/2018	SUR - BAH	3-2	42-40	23-25	21-25	25-22	15-11	126-123	2:41	150
7	8/13/2018	HAI - BAR	2-3	25-17	25-21	20-25	23-25	7-15	100-103	2:30	75
8	8/13/2018	SUR - TTO	1-3	25-19	22-25	23-25	15-25		85- 94	1:51	100
9	8/13/2018	HAI - BAH	1-3	20-25	25-22	21-25	23-25		89- 97		75
10	8/13/2018	SUR - BAR	3-0	25-23	25-21	25-23			75- 67	1:36	160

FINALS

No	Date	Teams	Set	Result per set (points)					Total Points	Time	Spectators
				1	2	3	4	5			
11	8/14/2018	TTO - BAR									
12	8/14/2018	BAH - SUR									

TEAM RANKING

ROUND ROBIN

Rk	Code	Team	Matches				Results Details						Points			Sets		
			Pts	T	W	L	3-0	3-1	3-2	2-3	1-3	0-3	W	L	Ratio	W	L	Ratio
1	BAH	BAHAMAS	14	4	3	1	1	1	1	1	0	0	405	386	1.049	11	6	1.833
2	SUR	SURINAME	13	4	3	1	1	1	1	0	1	0	383	376	1.019	10	6	1.667
3	TTO	TRINIDAD AND TOBAGO	13	4	2	2	1	1	0	2	0	0	376	364	1.033	10	7	1.429
4	BAR	BARBADOS	6	4	2	2	0	0	2	0	0	2	342	351	0.974	6	10	0.600
5	HAI	HAITI	4	4	0	4	0	0	0	1	2	1	343	372	0.922	4	12	0.333


Scoring skills

BEST PLAYERS

Non scoring skills

Skill	Rk	Name	Team	Succ. %	Skill	Rk	Name	Team	Avg. by set
Spike Limit: 15.00%	1	SPORKSLEDE	SUR	57.89	Dig	1	CEDME PEDRO	HAI	2.44
	2	BREINBURG	SUR	50.93		2	FERGUSON JAMAAL	BAH	1.35
	3	NAARDEN GINO	SUR	50.82		3	MOHAMMED	TTO	1.35
Block	1	HONORE MARC	TTO	0.82	Set	1	DONALD KAMERON	TTO	7.53
	2	HOYTE MIKHEIL	TTO	0.82		2	FOE A MAN CASEY	SUR	5.19
	3	SPORKSLEDE	SUR	0.81		3	SAUNDERS	BAH	4.59
Serve	1	BAYOL JEAN	HAI	0.56	Reception	1	KNOWLES	BAH	57.66
	2	BROWNE KYLE	BAR	0.50		2	POINT DU JOUR	HAI	54.12
	3	WILLIAMS DANEIL	TTO	0.35		3	BROWNE KYLE	BAR	50.55





P-2 VOLLEYBALL • Match result

17TH CAZOVA MEN CHAMPIONSHIP 2018 ROUND ROBIN



Match: 2 **Date:** 8/14/2018 **Spectators:** 40
City: PARAMARIBO
Hall: ISMAY VAN WILGEN
Match duration: Start: 10:00 End: 12:05 Total: 2:05

Teams	Sets	1	2	3	4	5	Total
BAH	3	26	22	22	25	15	110
TTO	2	24	25	25	20	12	106
Set duration		0:23	0:26	0:26	0:25	0:13	1:53

Referees: JOLICOEUR, EDDYSON (HAI) & BOVELL, SHARON (BAR)

BAH • BAHAMAS		1	2	3	4	5	Pts
2	WILSON PRINCTANIQUE	■	■	■	■	■	19
3	KNOWLES RENALDO	■	■	■	■	■	13
4	WILSON KYLE	□					
5	SAUNDERS JE'VAGHAN	■	■	■	■	■	6
6	L FERGUSON JAMAAL	L	L	L	L	L	
7	FERGUSON II BYRON	■	■	■	■	■	11
8	WILMOTT DONAVAN						
9	STUART EUGENE	■	■	■	■	■	7
11	SIMON TONNY						
15	HEPBURN SHONARI	■	■	■	■	■	12

Coach: DAVIS, LLOYD (BAH)
Assistant: GREENE SR, KURTWOOD (BAH)

TTO • TRINIDAD AND TOBAGO		1	2	3	4	5	Pts
5	BUSHE AKIM	■	■	■	■	■	7
8	DONALD KAMERON	■	■	■	■	■	2
9	WILLIAMS DANEIL	■	■	■	■	■	22
10	HOYTE MIKHEIL	■	■	■	■	■	14
11	STEWART RYAN	□					
13	STEWART DAYNTE						
14	HONORE MARC	■	■	■	■	■	9
15	L MOHAMMED JOSHUA	L	L	L	L	L	
18	LEGALL BRANDON	■	■	■	■	■	15
20	DANIEL KWESI	□	□	□			1

Coach: MORRISON, SEAN (TTO)
Assistant: OTTLEY, TOBIAS (TTO)

TEAMS AND PLAYERS PERFORMANCES

Won Pts	Total Atts	No Name
59	150	Total Team
19	47	2 WILSON PRINCTANIQUE
13	39	3 KNOWLES RENALDO
9	63	Total Team
3	16	15 HEPBURN SHONARI
2	17	7 FERGUSON II BYRON
0	109	Total Team
42		Total Team
110	322	Total Team

Scoring Skills
Spike
Block
Serve
Opp. error
Total

Won Pts	Total Atts	No Name
51	134	Total Team
18	45	9 WILLIAMS DANEIL
15	39	18 LEGALL BRANDON
17	87	Total Team
5	24	14 HONORE MARC
4	23	10 HOYTE MIKHEIL
2	107	Total Team
2	17	9 WILLIAMS DANEIL
36		Total Team
106	328	Total Team

19	76	2 WILSON PRINCTANIQUE
----	----	-----------------------

Best Scorer

22	73	9 WILLIAMS DANEIL
----	----	-------------------

Excellent	Total Atts	No Name
32	104	Total Team
9	17	2 WILSON PRINCTANIQUE
8	33	6 FERGUSON JAMAAL
28	145	Total Team
28	120	5 SAUNDERS JE'VAGHAN
52	95	Total Team
13	21	6 FERGUSON JAMAAL
21	36	3 KNOWLES RENALDO

Non scoring Skills
Dig
Set
Reception
Success - Faults
Attempts

Excellent	Total Atts	No Name
25	84	Total Team
12	37	15 MOHAMMED JOSHUA
4	7	18 LEGALL BRANDON
43	133	Total Team
43	114	8 DONALD KAMERON
50	96	Total Team
35	70	5 BUSHE AKIM

■ Starting line-up Pts = Points scored [nn] = Captain
□ Substitute Atts = Attempts L = Libero
Opp = Opponent

Name game jury president:
Signature:





P-2 VOLLEYBALL • Match result

17TH CAZOVA MEN CHAMPIONSHIP 2018 ROUND ROBIN



Match: 9 **Date:** 8/13/2018 **Spectators:** 80
City: PARAMARIBO
Hall: ISMAY VAN WILGEN
Match duration: Start: 18:17 End: 20:03 Total: 1:46

Teams	Sets	1	2	3	4	5	Total
HAI	1	20	25	21	23		89
BAH	3	25	22	25	25		97
Set duration		0:24	0:25	0:22	0:26		1:37

Referees: SANDIFORD, SHELDON (TTO) & BOVELL, SHARON (BAR)

HAI • HAITI		1	2	3	4	5	Pts
1	L CEDME PEDRO		L	L	L	L	
2	TOUSSAINT CHRISTIAN						1
3	CHARLES KERVENS						6
4	POINT DU JOUR WISMANN						1
5	COTHIERE EMMANUEL						3
6	REGISTRE FRITZ						2
7	ANTOINE CLAUDE						
8	GLEZIL NEWBORNSON						
9	JEAN BAPTISTE KENSKY						18
10	BERNADIN YVENS						8
11	BAYOL JEAN PHILLIPE						19
12	JOSEPH OLANDO						1

Coach: LARRIEUX, YVES (HAI)
Assistant: SIECLE, JUNIOR (HAI)

BAH • BAHAMAS		1	2	3	4	5	Pts
2	WILSON PRINCTANIQUE						20
3	KNOWLES RENALDO						9
4	WILSON KYLE						
5	SAUNDERS JE'VAGHAN						2
6	L FERGUSON JAMAAL		L	L	L	L	
7	FERGUSON II BYRON						13
8	WILMOTT DONAVAN						2
9	STUART EUGENE						9
11	SIMON TONNY						3
15	HEPBURN SHONARI						10

Coach: DAVIS, LLOYD (BAH)
Assistant: GREENE SR, KURTWOOD (BAH)

TEAMS AND PLAYERS PERFORMANCES


Won Pts	Total Atts	No Name	Scoring Skills	Won Pts	Total Atts	No Name
44	107	Total Team		53	103	Total Team
16	42	11 BAYOL JEAN PHILLIPE	Spike	15	31	2 WILSON PRINCTANIQUE
13	28	9 JEAN BAPTISTE KENSKY		12	18	7 FERGUSON II BYRON
9	48	Total Team	Block	9	49	Total Team
3	8	9 JEAN BAPTISTE KENSKY		3	15	15 HEPBURN SHONARI
3	10	5 COTHIERE EMMANUEL		2	5	2 WILSON PRINCTANIQUE
6	90	Total Team	Serve	6	96	Total Team
2	14	9 JEAN BAPTISTE KENSKY		3	16	2 WILSON PRINCTANIQUE
2	16	11 BAYOL JEAN PHILLIPE		2	18	3 KNOWLES RENALDO
30		Total Team	Opp. error	29		Total Team
89	245	Total Team	Total	97	248	Total Team
19	64	11 BAYOL JEAN PHILLIPE	Best Scorer	20	52	2 WILSON PRINCTANIQUE

Excellent	Total Atts	No Name	Non scoring Skills	Excellent	Total Atts	No Name
20	70	Total Team		22	68	Total Team
12	28	1 CEDME PEDRO	Dig	5	15	6 FERGUSON JAMAAL
3	10	11 BAYOL JEAN PHILLIPE		4	7	3 KNOWLES RENALDO
30	102	Total Team	Set	30	96	Total Team
27	76	5 COTHIERE EMMANUEL		16	48	5 SAUNDERS JE'VAGHAN
38	83	Total Team	Reception	48	76	Total Team
12	24	1 CEDME PEDRO	Success - Faults	12	16	3 KNOWLES RENALDO
9	24	3 CHARLES KERVENS	# Attempts	21	31	2 WILSON PRINCTANIQUE

■ Starting line-up Pts = Points scored [nn] = Captain
□ Substitute Atts = Attempts L = Libero
Opp = Opponent

Name game jury president:
Signature:





P-2 VOLLEYBALL • Match result

17TH CAZOVA MEN CHAMPIONSHIP 2018 ROUND ROBIN



Match: 10 **Date:** 8/13/2018 **Spectators:** 160
City: PARAMARIBO
Hall: ISMAY VAN WILGEN
Match duration: Start: 20:45 End: 22:21 Total: 1:36

Teams	Sets	1	2	3	4	5	Total
SUR	3	25	25	25			75
BAR	0	23	21	23			67
Set duration		0:25	0:33	0:32			1:30

Referees: JOLICOEUR, EDDYSON (HAI) & MILLER, LANZA (BAH)

SUR • SURINAME		1	2	3	4	5	Pts
1	L BRUNINGS DION		L	L	L		
2	BAUMGARD EMANUEL						
4	ON A FAT FURGIL						
6	PINAS DAVID			□	■		6
7	SPORKSLEDE KEVEN	■	■	■			11
8	VLIET ANTOINE				□		
9	BREINBURG ZEFANO	■	■	■			13
10	AKIEMBOTO ADYANTE	■	■				
11	LO FO WONG KEVEN		□	■			
12	FOE A MAN CASEY	■	□	■			2
14	FLU MARC	■	■	■			3
20	NAARDEN GINO	■	■	■			13

BAR • BARBADOS		1	2	3	4	5	Pts
1	SIMPSON SHAWN	■	■	■			11
4	MAYERS AHKEEM	■	■	■			3
13	BROWNE KYLE	■	■	■			14
14	LONDON ALAIN						
15	WOOD AMUNIKI	■	■	■			4
16	HOLDER CHIOKE				■		1
17	WILLIAMS AKEIL	■	■	□			4
18	OXLEY AKEIL	■	■	■			5
20	JORDAN ASHAN						
22	L ROACH SHELDON		L	L	L		

Coach: VALDES, SERGIO (CUB)
Assistant: GETROUW, VERDY (SUR)

Coach: CULPEPPER, ANDREW (BAR)
Assistant:

TEAMS AND PLAYERS PERFORMANCES

Won Pts	Total Atts	No Name
35	67	Total Team
12	24	9 BREINBURG ZEFANO
10	19	20 NAARDEN GINO
12	39	Total Team
4	7	6 PINAS DAVID
3	7	7 SPORKSLEDE KEVEN
1	73	Total Team
1	14	20 NAARDEN GINO
27		Total Team
75	179	Total Team

13	38	9 BREINBURG ZEFANO
----	----	--------------------

Excellent	Total Atts	No Name
13	38	Total Team
6	10	7 SPORKSLEDE KEVEN
4	5	1 BRUNINGS DION
20	71	Total Team
19	44	12 FOE A MAN CASEY
28	65	Total Team
14	26	7 SPORKSLEDE KEVEN
10	20	20 NAARDEN GINO

Scoring Skills
Spike
Block
Serve
Opp. error
Total

Best Scorer

Non scoring Skills
Dig
Set
Reception
Success - Faults
Attempts

Won Pts	Total Atts	No Name
34	75	Total Team
12	28	13 BROWNE KYLE
11	17	1 SIMPSON SHAWN
4	36	Total Team
1	4	17 WILLIAMS AKEIL
1	5	18 OXLEY AKEIL
4	69	Total Team
2	13	15 WOOD AMUNIKI
1	16	13 BROWNE KYLE
25		Total Team
67	180	Total Team

14	48	13 BROWNE KYLE
----	----	----------------

Excellent	Total Atts	No Name
5	49	Total Team
2	6	4 MAYERS AHKEEM
1	6	15 WOOD AMUNIKI
14	79	Total Team
14	65	4 MAYERS AHKEEM
24	63	Total Team
11	22	13 BROWNE KYLE
7	22	18 OXLEY AKEIL

■ Starting line-up Pts = Points scored [nn] = Captain
 □ Substitute Atts = Attempts L = Libero
 Opp = Opponent

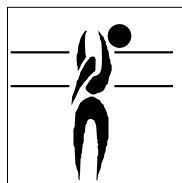


Name game jury president:
 Signature:





P-5 VOLLEYBALL • Players ranking by skills

17TH CAZOVA MEN CHAMPIONSHIP 2018



Best Scorers


Rk	No	Name	Pos.	Team	Spike	Block	Serve	Total
1	7	SPORKSLEDE KEVEN	OS	SUR	66	13	1	80
1	2	WILSON PRINCTANIQUE	OS	BAH	71	4	5	80
3	20	NAARDEN GINO	OS	SUR	62	5	5	72
3	13	BROWNE KYLE	OS	BAR	61	3	8	72
5	9	BREINBURG ZEFANO	OP	SUR	55	10	5	70
6	11	BAYOL JEAN PHILLIPE	OP	HAI	54	4	9	67
7	1	SIMPSON SHAWN	OP	BAR	42	7	2	51
8	18	LEGALL BRANDON	OS	TTO	48	1	1	50
9	7	FERGUSON II BYRON	MB	BAH	36	11	1	48
10	14	HONORE MARC	MB	TTO	30	14	2	46
11	3	KNOWLES RENALDO	OS	BAH	41	0	2	43
11	9	WILLIAMS DANEIL	OS	TTO	34	3	6	43
13	9	JEAN BAPTISTE KENSKY	OS	HAI	35	3	4	42
13	10	HOYTE MIKHEIL	MB	TTO	27	14	1	42
15	15	HEPBURN SHONARI	MB	BAH	29	7	4	40
16	5	BUSHE AKIM	OS	TTO	27	8	1	36
17	4	POINT DU JOUR WISMANN	OS	HAI	28	5	2	35
18	18	OXLEY AKEIL	OS	BAR	28	3	1	32
18	9	STUART EUGENE	OP	BAH	26	5	1	32
20	10	BERNADIN YVENS	MB	HAI	24	6	1	31
21	11	STEWART RYAN	OP	TTO	16	4	6	26
22	14	FLU MARC	MB	SUR	19	5	1	25
23	15	WOOD AMUNIKI	MB	BAR	12	8	3	23
24	17	WILLIAMS AKEIL	MB	BAR	10	9	1	20
25	5	SAUNDERS JE'VAGHAN	S	BAH	8	4	2	14
26	6	PINAS DAVID	OS	SUR	7	4	0	11
27	12	JOSEPH OLANDO	MB	HAI	5	5	0	10
28	6	REGISTRE FRITZ	MB	HAI	8	0	1	9
29	14	LONDON ALAIN	S	BAR	5	3	0	8
30	3	CHARLES KERVENS	OP	HAI	5	1	1	7
30	2	TOUSSAINT CHRISTIAN	S	HAI	4	2	1	7
30	8	DONALD KAMERON	S	TTO	3	3	1	7
33	4	MAYERS AHKEEM	OP	BAR	5	1	0	6
33	5	COTHIERE EMMANUEL	S	HAI	1	4	1	6
33	13	STEWART DAYNTE	OS	TTO	4	0	2	6
36	16	HOLDER CHIOKE	MB	BAR	3	1	0	4
36	8	GLEZIL NEWBORN SON	OS	HAI	2	2	0	4
36	12	FOE A MAN CASEY	S	SUR	1	2	1	4
39	10	AKIEMBOTO ADYANTE	MB	SUR	3	0	0	3
39	7	ANTOINE CLAUDE	OP	HAI	2	1	0	3
39	11	SIMON TONNY	S	BAH	2	1	0	3
39	8	WILMOTT DONAVAN	MB	BAH	1	2	0	3
43	20	JORDAN ASHAN	OS	BAR	1	1	0	2
44	8	VLIET ANTOINE	OP	SUR	1	0	0	1
44	11	LO FO WONG KEVEN	S	SUR	1	0	0	1
44	20	DANIEL KWESI	MB	TTO	0	1	0	1
47	1	CEDME PEDRO	L	HAI	0	0	0	0
47	22	ROACH SHELDON	L	BAR	0	0	0	0
47	1	BRUNINGS DION	L	SUR	0	0	0	0
47	2	BAUMGARD EMANUEL	MB	SUR	0	0	0	0
Total tournament					953	190	83	1,226





P-5 VOLLEYBALL • Players ranking by skills

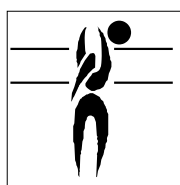
17TH CAZOVA MEN CHAMPIONSHIP 2018



Best Spikers

Limit: 15.00%

Rk	No	Name	Pos.	Team	Spikes	Faults	Shots	Total Attempts	Succ. %
1	7	SPORKSLEDE KEVEN	OS	SUR	66	13	35	114	57.89
2	9	BREINBURG ZEFANO	OP	SUR	55	22	31	108	50.93
3	20	NAARDEN GINO	OS	SUR	62	25	35	122	50.82
4	9	WILLIAMS DANEIL	OS	TTO	34	10	26	70	48.57
5	2	WILSON PRINCTANIQUE	OS	BAH	71	38	40	149	47.65
6	1	SIMPSON SHAWN	OP	BAR	42	23	24	89	47.19
7	13	BROWNE KYLE	OS	BAR	61	22	50	133	45.86
8	4	POINT DU JOUR WISMANN	OS	HAI	28	13	23	64	43.75
9	9	JEAN BAPTISTE KENSKY	OS	HAI	35	16	34	85	41.18
10	3	KNOWLES RENALDO	OS	BAH	41	20	40	101	40.59
Total Tournament					953	419	758	2,130	44.74



Best Blockers

Rk	No	Name	Pos.	Team	Kill Blocks	Faults	Rebounds	Total Attempts	Avg. by set
1	14	HONORE MARC	MB	TTO	14	22	27	63	0.82
2	10	HOYTE MIKHEIL	MB	TTO	14	26	20	60	0.82
3	7	SPORKSLEDE KEVEN	OS	SUR	13	13	10	36	0.81
4	7	FERGUSON II BYRON	MB	BAH	11	24	29	64	0.65
5	9	BREINBURG ZEFANO	OP	SUR	10	11	9	30	0.63
6	17	WILLIAMS AKEIL	MB	BAR	9	9	15	33	0.56
7	15	WOOD AMUNIKI	MB	BAR	8	29	13	50	0.50
8	5	BUSHE AKIM	OS	TTO	8	10	9	27	0.47
9	1	SIMPSON SHAWN	OP	BAR	7	11	7	25	0.44
10	15	HEPBURN SHONARI	MB	BAH	7	29	20	56	0.41
Total Tournament					190	428	376	994	4.63



Best Servers


Rk	No	Name	Pos.	Team	Aces	Faults	Serve Hits	Total Attempts	Avg. by set
1	11	BAYOL JEAN PHILLIPE	OP	HAI	9	15	36	60	0.56
2	13	BROWNE KYLE	OS	BAR	8	7	62	77	0.50
3	9	WILLIAMS DANEIL	OS	TTO	6	5	30	41	0.35
4	11	STEWART RYAN	OP	TTO	6	7	15	28	0.35
5	9	BREINBURG ZEFANO	OP	SUR	5	11	41	57	0.31
6	20	NAARDEN GINO	OS	SUR	5	22	45	72	0.31
7	2	WILSON PRINCTANIQUE	OS	BAH	5	8	55	68	0.29
8	9	JEAN BAPTISTE KENSKY	OS	HAI	4	4	33	41	0.25
9	15	HEPBURN SHONARI	MB	BAH	4	5	58	67	0.24
10	15	WOOD AMUNIKI	MB	BAR	3	4	45	52	0.19
Total Tournament					83	232	1,527	1,842	2.02





P-5 VOLLEYBALL • Players ranking by skills

17TH CAZOVA MEN CHAMPIONSHIP 2018



Best Diggers

Rk	No	Name	Pos.	Team	Digs	Faults	Receptions	Total Attempts	Avg. by set
1	1	CEDME PEDRO	L	HAI	39	29	32	100	2.44
2	6	FERGUSON JAMAAL	L	BAH	23	30	33	86	1.35
3	15	MOHAMMED JOSHUA	L	TTO	23	39	43	105	1.35
4	7	SPORKSLEDE KEVEN	OS	SUR	17	21	25	63	1.06
5	1	BRUNINGS DION	L	SUR	16	15	34	65	1.00
6	3	KNOWLES RENALDO	OS	BAH	16	18	27	61	0.94
7	22	ROACH SHELDON	L	BAR	14	32	31	77	0.88
8	2	WILSON PRINCTANIQUE	OS	BAH	14	19	22	55	0.82
9	10	BERNADIN YVENS	MB	HAI	11	6	14	31	0.69
10	20	NAARDEN GINO	OS	SUR	10	21	22	53	0.63
Total Tournament					308	587	719	1,614	7.51



Best Setters

Rk	No	Name	Pos.	Team	Running Sets	Faults	Still Sets	Total Attempts	Avg. by set
1	8	DONALD KAMERON	S	TTO	128	12	226	366	7.53
2	12	FOE A MAN CASEY	S	SUR	83	15	192	290	5.19
3	5	SAUNDERS JE'VAGHAN	S	BAH	78	13	223	314	4.59
4	5	COTHIERE EMMANUEL	S	HAI	70	6	111	187	4.38
5	14	LONDON ALAIN	S	BAR	60	6	166	232	3.75
6	2	TOUSSAINT CHRISTIAN	S	HAI	41	4	115	160	2.56
7	4	MAYERS AHKEEM	OP	BAR	24	9	64	97	1.50
8	11	SIMON TONNY	S	BAH	23	1	51	75	1.35
9	11	LO FO WONG KEVEN	S	SUR	17	3	71	91	1.06
10	1	CEDME PEDRO	L	HAI	2	-	12	14	0.13
Total Tournament					532	82	1,406	2,020	12.98



Best Receivers

Limit: 20.00%


Rk	No	Name	Pos.	Team	Excellents	Faults	Serve Receptions	Total Attempts	Eff. %
1	3	KNOWLES RENALDO	OS	BAH	67	3	41	111	57.66
2	4	POINT DU JOUR WISMANN	OS	HAI	49	3	33	85	54.12
3	13	BROWNE KYLE	OS	BAR	49	3	39	91	50.55
4	2	WILSON PRINCTANIQUE	OS	BAH	62	2	59	123	48.78
5	7	SPORKSLEDE KEVEN	OS	SUR	71	3	69	143	47.55
6	18	OXLEY AKEIL	OS	BAR	48	4	41	93	47.31
7	6	FERGUSON JAMAAL	L	BAH	50	7	34	91	47.25
8	5	BUSHE AKIM	OS	TTO	76	4	88	168	42.86
9	15	MOHAMMED JOSHUA	L	TTO	45	7	37	89	42.70
10	1	CEDME PEDRO	L	HAI	46	8	47	101	37.62
Total Tournament					763	83	763	1,609	42.26





P-5 VOLLEYBALL • Players ranking by skills

17TH CAZOVA MEN CHAMPIONSHIP 2018



Best Liberos

Rk	No	Name	Pos.	Team	Excellents	Faults	In play	Total attempts	Avg. by set
1	1	CEDME PEDRO	L	HAI	85	37	79	201	5.31
2	6	FERGUSON JAMAAL	L	BAH	73	37	67	177	4.29
3	15	MOHAMMED JOSHUA	L	TTO	68	46	80	194	4.00
4	22	ROACH SHELDON	L	BAR	51	36	81	168	3.19
5	1	BRUNINGS DION	L	SUR	43	22	79	144	2.69





P-6 VOLLEYBALL • Teams ranking by skills

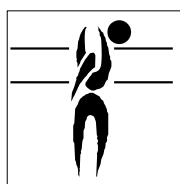
17TH CAZOVA MEN CHAMPIONSHIP 2018



Best Spikers

Limit: 15.00%

Rk	Team	Spikes	Faults	Shots	Total Attempts	Succ. %
1	SUR SURINAME	215	70	144	429	50.12
2	BAH BAHAMAS	214	98	160	472	45.34
3	TTO TRINIDAD AND TOBAGO	189	76	161	426	44.37
4	BAR BARBADOS	167	90	128	385	43.38
5	HAI HAITI	168	85	165	418	40.19
Total Tournament		953	419	758	2,130	44.74




Best Blockers

Rk	Team	Kill Blocks	Faults	Rebounds	Total Attempts	Avg. by set
1	TTO TRINIDAD AND TOBAGO	48	101	90	239	2.82
2	SUR SURINAME	39	79	68	186	2.44
3	BAR BARBADOS	36	77	71	184	2.25
4	HAI HAITI	33	75	69	177	2.06
5	BAH BAHAMAS	34	96	78	208	2.00
Total Tournament		190	428	376	994	4.63



Best Servers

Rk	Team	Aces	Faults	Serve Hits	Total Attempts	Avg. by set
1	HAI HAITI	20	53	272	345	1.25
2	TTO TRINIDAD AND TOBAGO	20	37	319	376	1.18
3	BAR BARBADOS	15	40	290	345	0.94
4	BAH BAHAMAS	15	46	334	395	0.88
5	SUR SURINAME	13	56	312	381	0.81
Total Tournament		83	232	1,527	1,842	2.02



Best Diggers

Rk	Team	Digs	Faults	Receptions	Total Attempts	Avg. by set
1	HAI HAITI	79	127	141	347	4.94
2	BAH BAHAMAS	76	112	146	334	4.47
3	SUR SURINAME	54	126	130	310	3.38
4	TTO TRINIDAD AND TOBAGO	55	118	160	333	3.24
5	BAR BARBADOS	44	104	142	290	2.75
Total Tournament		308	587	719	1,614	7.51





P-6 VOLLEYBALL • Teams ranking by skills

17TH CAZOVA MEN CHAMPIONSHIP 2018



Best Setters

Rk	Team	Running Sets	Faults	Still Sets	Total Attempts	Avg. by set
1	TTO TRINIDAD AND TOBAGO	128	15	265	408	7.53
2	HAI HAITI	114	11	259	384	7.13
3	SUR SURINAME	102	19	293	414	6.38
4	BAH BAHAMAS	102	16	322	440	6.00
5	BAR BARBADOS	86	21	267	374	5.38
Total Tournament		532	82	1,406	2,020	12.98



Best Receivers

Limit: 20.00%

Rk	Team	Excellents	Faults	Serve Receptions	Total Attempts	Eff. %
1	BAH BAHAMAS	180	14	136	330	50.30
2	BAR BARBADOS	144	13	138	295	44.41
3	HAI HAITI	146	20	150	316	39.87
4	TTO TRINIDAD AND TOBAGO	145	16	164	325	39.69
5	SUR SURINAME	148	20	175	343	37.32
Total Tournament		763	83	763	1,609	42.26

