



XVIITH CAZOVA

SENIOR CARIBBEAN VOLLEYBALL CHAMPIONSHIPS 2018



BAHAMAS



HAITI



TRINIDAD & TOBAGO



BARBADOS



SURINAME

Final Bulletin

August 14TH, 2018

6



FINAL STANDING

1.  SURINAME
2.  BAHAMAS
3.  TRINIDAD AND TOBAGO
4.  BARBADOS
5.  HAITI

INDIVIDUAL AWARDS

MVP

3. Keven Sporkslede
SUR



BEST SPIKER 1st

7. Keven Sporkslede
SUR



BEST SPIKER 2nd

20. Gino Naarden
SUR



BEST BLOCKER 1st

14. Marc Honore
TTO



BEST BLOCKER 2nd

10. Mikheil Hoyte
TTO



BEST RECEIVER

3. Renaldo Knowles
BAH



BEST SERVER

11. Jean Phillippe Bayol
HAI



BEST DIGGER

1. Pedro Cedme
HAI



BEST SETTER

8. Kameron Donald
TTO



BEST OPPOSITE

9. Zefano Breinbur
SUR



BEST SCORER

7. Keven Sporkslede
SUR



BEST LIBERO

1. Pedro Cedme
HAI





17TH CAZOVA MEN CHAMPIONSHIP COMPETITION SCHEDULE

ISMAY VAN WILGEN
Paramaribo, Suriname
August 10 - 15, 2018

PRELIMINARY ROUND

| Saturday, August 11, 2018 | | Results | | | | | | |
|---------------------------|------------|---------|-------|-------|-------|-------|-------|--|
| Time | Match | Game | Set 1 | Set 2 | Set 3 | Set 4 | Set 5 | |
| 19:30 | SUR vs HAI | 3-1 | 25-19 | 19-25 | 28-26 | 25-22 | | |

| Sunday, August 12, 2018 | | Results | | | | | | |
|-------------------------|------------------|---------|-------|-------|-------|-------|-------|--|
| Time | Match | Game | Set 1 | Set 2 | Set 3 | Set 4 | Set 5 | |
| 9:00 | TTO vs HAI | 3-0 | 25-22 | 25-23 | 25-17 | | | |
| 11:00 | BAR vs BAH | 0-3 | 20-25 | 23-25 | 22-25 | | | |
| 18:00 | OPENING CEREMONY | | | | | | | |
| 19:00 | TTO vs BAR | 2-3 | 25-23 | 15-25 | 23-25 | 25-19 | 13-15 | |
| 21:00 | SUR vs BAH | 3-2 | 42-40 | 23-25 | 21-25 | 25-22 | 15-11 | |

| Monday, August 13, 2018 | | Results | | | | | | |
|-------------------------|------------|---------|-------|-------|-------|-------|-------|--|
| Time | Match | Game | Set 1 | Set 2 | Set 3 | Set 4 | Set 5 | |
| 9:00 | HAI vs BAR | 2-3 | 25-17 | 25-21 | 20-25 | 23-25 | 7-15 | |
| 11:00 | SUR vs TTO | 1-3 | 25-19 | 22-25 | 23-25 | 15-25 | | |
| 18:00 | HAI vs BAH | 1-3 | 20-25 | 25-22 | 21-25 | 23-25 | | |
| 20:00 | SUR vs BAR | 3-0 | 25-23 | 25-21 | 25-23 | | | |

FINALS

| Tuesday, August 14, 2018 | | Results | | | | | | |
|--------------------------|------------|---------|-------|-------|-------|-------|-------|--|
| Time | Match | Game | Set 1 | Set 2 | Set 3 | Set 4 | Set 5 | |
| 9:00 | BAH vs TTO | 3-2 | 26-24 | 22-25 | 22-25 | 25-20 | 15-12 | |
| 18:00 | TTO vs BAR | 3-1 | 26-24 | 25-22 | 28-30 | 25-22 | | |
| 20:00 | BAH vs SUR | 1-3 | 20-25 | 25-13 | 22-25 | 23-25 | | |



P-2 VOLLEYBALL • Match result

17TH CAZOVA MEN CHAMPIONSHIP 2018 FINALS (Places 3-4)



Match: 11 **Date:** 8/14/2018 **Spectators:** 0
City: PARAMARIBO
Hall: ISMAY VAN WILGEN
Match duration: Start: 18:00

| Teams | Sets | 1 | 2 | 3 | 4 | 5 | Total |
|---------------------|------|----|----|----|----|---|-------|
| TTO | 3 | 26 | 25 | 28 | 25 | | 104 |
| BAR | 1 | 24 | 22 | 30 | 22 | | 98 |
| Set duration | | | | | | | |

Referees: MILLER, LANZA (BAH) & MANHOEF, ANTONIE (SUR)

| TTO • TRINIDAD AND TOBAGO | | 1 | 2 | 3 | 4 | 5 | Pts |
|---------------------------|-------------------|---|---|---|---|---|-----|
| 5 | BUSHE AKIM | ■ | ■ | ■ | ■ | | 7 |
| 8 | DONALD KAMERON | ■ | ■ | ■ | ■ | | 3 |
| 9 | WILLIAMS DANEIL | ■ | ■ | ■ | ■ | | 21 |
| 10 | HOYTE MIKHEIL | ■ | ■ | ■ | ■ | | 9 |
| 11 | STEWART RYAN | □ | | | □ | | |
| 13 | STEWART DAYNTE | | | □ | | | |
| 14 | HONORE MARC | ■ | ■ | ■ | ■ | | 17 |
| 15 | L MOHAMMED JOSHUA | L | L | L | L | | |
| 18 | LEGALL BRANDON | ■ | ■ | ■ | ■ | | 9 |
| 20 | DANIEL KWESI | □ | □ | | | | |

Coach: MORRISON, SEAN (TTO)
Assistant: OTTLEY, TOBIAS (TTO)

| BAR • BARBADOS | | 1 | 2 | 3 | 4 | 5 | Pts |
|----------------|-----------------|---|---|---|---|---|-----|
| 1 | SIMPSON SHAWN | ■ | ■ | ■ | ■ | | 15 |
| 4 | MAYERS AHKEEM | □ | | □ | □ | | 1 |
| 13 | BROWNE KYLE | ■ | ■ | ■ | ■ | | 13 |
| 14 | LONDON ALAIN | ■ | ■ | ■ | ■ | | 4 |
| 15 | WOOD AMUNIKI | ■ | ■ | ■ | ■ | | 11 |
| 16 | HOLDER CHIOKE | ■ | ■ | | □ | | 3 |
| 17 | WILLIAMS AKEIL | | | ■ | ■ | | 1 |
| 18 | OXLEY AKEIL | ■ | □ | ■ | ■ | | 7 |
| 20 | JORDAN ASHAN | □ | ■ | | | | 1 |
| 22 | L ROACH SHELDON | L | L | L | L | | |

Coach: CULPEPPER, ANDREW (BAR)
Assistant:

TEAMS AND PLAYERS PERFORMANCES

| Won Pts | Total Atts | No Name |
|---------|------------|-------------------|
| 46 | 113 | Total Team |
| 19 | 40 | 9 WILLIAMS DANEIL |
| 10 | 15 | 14 HONORE MARC |
| 13 | 54 | Total Team |
| 6 | 17 | 14 HONORE MARC |
| 5 | 16 | 10 HOYTE MIKHEIL |
| 7 | 103 | Total Team |
| 2 | 25 | 18 LEGALL BRANDON |
| 2 | 18 | 9 WILLIAMS DANEIL |
| 38 | | Total Team |
| 104 | 270 | Total Team |

| Scoring Skills |
|-------------------|
| Spike |
| Block |
| Serve |
| Opp. error |
| Total |

| Won Pts | Total Atts | No Name |
|---------|------------|-------------------|
| 47 | 114 | Total Team |
| 15 | 34 | 1 SIMPSON SHAWN |
| 11 | 36 | 13 BROWNE KYLE |
| 7 | 59 | Total Team |
| 2 | 4 | 14 LONDON ALAIN |
| 2 | 10 | 18 OXLEY AKEIL |
| 2 | 99 | Total Team |
| 2 | 23 | 13 BROWNE KYLE |
| 42 | | Total Team |
| 98 | 272 | Total Team |

| | | |
|----|----|-------------------|
| 21 | 60 | 9 WILLIAMS DANEIL |
|----|----|-------------------|

| |
|--------------------|
| Best Scorer |
|--------------------|

| | | |
|----|----|-----------------|
| 15 | 56 | 1 SIMPSON SHAWN |
|----|----|-----------------|

| Excellent | Total Atts | No Name |
|-----------|------------|--------------------|
| 17 | 76 | Total Team |
| 7 | 22 | 15 MOHAMMED JOSHUA |
| 3 | 10 | 9 WILLIAMS DANEIL |
| 31 | 117 | Total Team |
| 31 | 102 | 8 DONALD KAMERON |
| 45 | 85 | Total Team |
| 19 | 29 | 15 MOHAMMED JOSHUA |
| 15 | 27 | 5 BUSHE AKIM |


| Non scoring Skills |
|--------------------|
| Dig |
| Set |
| Reception |
| Success - Faults |
| # Attempts |

| Excellent | Total Atts | No Name |
|-----------|------------|-------------------|
| 18 | 70 | Total Team |
| 5 | 15 | 13 BROWNE KYLE |
| 5 | 23 | 22 ROACH SHELDON |
| 18 | 116 | Total Team |
| 17 | 106 | 14 LONDON ALAIN |
| 41 | 94 | Total Team |
| 13 | 27 | 18 OXLEY AKEIL |
| 14 | 33 | 22 ROACH SHELDON |

■ Starting line-up Pts = Points scored [nn] = Captain
 □ Substitute Atts = Attempts L = Libero
 Opp = Opponent

Name game jury president:
 Signature:





P-2 VOLLEYBALL • Match result

17TH CAZOVA MEN CHAMPIONSHIP 2018 FINALS (Places 1-2)



Match: 12 **Date:** 8/14/2018 **Spectators:** 600
City: PARAMARIBO
Hall: ISMAY VAN WILGEN
Match duration: Start: 21:02 End: 22:54 Total: 1:52

| Teams | Sets | 1 | 2 | 3 | 4 | 5 | Total |
|---------------------|----------|------|------|------|------|---|-------|
| BAH | 1 | 20 | 25 | 22 | 23 | | 90 |
| SUR | 3 | 25 | 13 | 25 | 25 | | 88 |
| Set duration | | 0:24 | 0:20 | 0:32 | 0:27 | | 1:43 |

Referees: SANDIFORD, SHELDON (TTO) & BOVELL, SHARON (BAR)

| BAH • BAHAMAS | | 1 | 2 | 3 | 4 | 5 | Pts |
|---------------|---------------------|---|---|---|---|---|-----|
| 2 | WILSON PRINCTANIQUE | ■ | ■ | ■ | ■ | | 13 |
| 3 | KNOWLES RENALDO | ■ | ■ | ■ | ■ | | 15 |
| 4 | WILSON KYLE | | | | | | |
| 5 | SAUNDERS JE'VAGHAN | ■ | ■ | ■ | ■ | | 4 |
| 6 | L FERGUSON JAMAAL | L | L | L | L | | |
| 7 | FERGUSON II BYRON | ■ | ■ | ■ | ■ | | 14 |
| 8 | WILMOTT DONAVAN | | | | | □ | |
| 9 | STUART EUGENE | ■ | ■ | ■ | ■ | | 8 |
| 11 | SIMON TONNY | | | | | □ | |
| 15 | HEPBURN SHONARI | ■ | ■ | ■ | ■ | | 7 |

Coach: DAVIS, LLOYD (BAH)
Assistant: GREENE SR, KURTWOOD (BAH)

| SUR • SURINAME | | 1 | 2 | 3 | 4 | 5 | Pts |
|----------------|-------------------|---|---|---|---|---|-----|
| 1 | L BRUNINGS DION | L | L | L | L | | |
| 2 | BAUMGARD EMANUEL | | | | | | |
| 4 | ON A FAT FURGIL | | | | □ | | |
| 6 | PINAS DAVID | ■ | ■ | ■ | ■ | | 7 |
| 7 | SPORKSLEDE KEVEN | ■ | ■ | ■ | ■ | | 20 |
| 8 | VLIET ANTOINE | | □ | □ | □ | | 1 |
| 9 | BREINBURG ZEFANO | ■ | ■ | ■ | ■ | | 16 |
| 10 | AKIEMBOTO ADYANTE | | | | | | |
| 11 | LO FO WONG KEVEN | | | | □ | | |
| 12 | FOE A MAN CASEY | ■ | ■ | ■ | ■ | | 1 |
| 14 | FLU MARC | ■ | ■ | ■ | ■ | | 2 |
| 20 | NAARDEN GINO | ■ | ■ | ■ | ■ | | 16 |

Coach: VALDES, SERGIO (CUB)
Assistant: GETROUW, VERDY (SUR)

TEAMS AND PLAYERS PERFORMANCES

| Won Pts | Total Atts | No Name | Scoring Skills | Won Pts | Total Atts | No Name |
|---------|------------|----------------------|-------------------|---------|------------|--------------------|
| 50 | 110 | Total Team | | 49 | 117 | Total Team |
| 12 | 14 | 7 FERGUSON II BYRON | Spike | 16 | 29 | 7 SPORKSLEDE KEVEN |
| 12 | 29 | 3 KNOWLES RENALDO | | 13 | 32 | 20 NAARDEN GINO |
| 8 | 61 | Total Team | Block | 12 | 49 | Total Team |
| 2 | 11 | 7 FERGUSON II BYRON | | 4 | 9 | 7 SPORKSLEDE KEVEN |
| 2 | 15 | 5 SAUNDERS JE'VAGHAN | | 2 | 10 | 9 BREINBURG ZEFANO |
| 3 | 91 | Total Team | Serve | 2 | 86 | Total Team |
| 2 | 13 | 3 KNOWLES RENALDO | | 1 | 16 | 9 BREINBURG ZEFANO |
| 1 | 20 | 9 STUART EUGENE | | 1 | 14 | 20 NAARDEN GINO |
| 29 | | Total Team | Opp. error | 25 | | Total Team |
| 90 | 262 | Total Team | Total | 88 | 252 | Total Team |

| | | | | | | |
|----|----|-------------------|--------------------|----|----|--------------------|
| 15 | 49 | 3 KNOWLES RENALDO | Best Scorer | 20 | 55 | 7 SPORKSLEDE KEVEN |
|----|----|-------------------|--------------------|----|----|--------------------|

| Excellent | Total Atts | No Name | Non scoring Skills | Excellent | Total Atts | No Name |
|-----------|------------|----------------------|--------------------|-----------|------------|--------------------|
| 12 | 79 | Total Team | | 13 | 77 | Total Team |
| 6 | 12 | 3 KNOWLES RENALDO | Dig | 6 | 19 | 7 SPORKSLEDE KEVEN |
| 2 | 15 | 5 SAUNDERS JE'VAGHAN | | 3 | 10 | 1 BRUNINGS DION |
| 30 | 101 | Total Team | Set | 24 | 107 | Total Team |
| 29 | 78 | 5 SAUNDERS JE'VAGHAN | | 22 | 87 | 12 FOE A MAN CASEY |
| 41 | 70 | Total Team | Reception | 28 | 81 | Total Team |
| 11 | 15 | 6 FERGUSON JAMAAL | Success - Faults | 14 | 30 | 7 SPORKSLEDE KEVEN |
| 13 | 21 | 3 KNOWLES RENALDO | # Attempts | 6 | 19 | 1 BRUNINGS DION |

■ Starting line-up Pts = Points scored [nn] = Captain
 □ Substitute Atts = Attempts L = Libero
 Opp = Opponent

Name game jury president:
 Signature:





P-4 VOLLEYBALL • Collated results & ranking

17TH CAZOVA MEN CHAMPIONSHIP 2018

Results of Tuesday, August 14, 2018



MATCH RESULTS

ROUND ROBIN

| No | Date | Teams | Set | Result per set (points) | | | | | Total Points | Time | Spectators |
|----|-----------|-----------|-----|-------------------------|-------|-------|-------|-------|--------------|------|------------|
| | | | | 1 | 2 | 3 | 4 | 5 | | | |
| 1 | 8/11/2018 | SUR - HAI | 3-1 | 25-19 | 19-25 | 28-26 | 25-22 | | 97- 92 | 2:05 | 100 |
| 2 | 8/14/2018 | BAH - TTO | 3-2 | 26-24 | 22-25 | 22-25 | 25-20 | 15-12 | 110-106 | 2:05 | 40 |
| 3 | 8/12/2018 | TTO - HAI | 3-0 | 25-22 | 25-23 | 25-17 | | | 75- 62 | 1:32 | 50 |
| 4 | 8/12/2018 | BAR - BAH | 0-3 | 20-25 | 23-25 | 22-25 | | | 65- 75 | 1:20 | 75 |
| 5 | 8/12/2018 | TTO - BAR | 2-3 | 25-23 | 15-25 | 23-25 | 25-19 | 13-15 | 101-107 | 2:29 | 100 |
| 6 | 8/12/2018 | SUR - BAH | 3-2 | 42-40 | 23-25 | 21-25 | 25-22 | 15-11 | 126-123 | 2:41 | 150 |
| 7 | 8/13/2018 | HAI - BAR | 2-3 | 25-17 | 25-21 | 20-25 | 23-25 | 7-15 | 100-103 | 2:30 | 75 |
| 8 | 8/13/2018 | SUR - TTO | 1-3 | 25-19 | 22-25 | 23-25 | 15-25 | | 85- 94 | 1:51 | 100 |
| 9 | 8/13/2018 | HAI - BAH | 1-3 | 20-25 | 25-22 | 21-25 | 23-25 | | 89- 97 | | 75 |
| 10 | 8/13/2018 | SUR - BAR | 3-0 | 25-23 | 25-21 | 25-23 | | | 75- 67 | 1:36 | 160 |

FINALS

| No | Date | Teams | Set | Result per set (points) | | | | | Total Points | Time | Spectators |
|----|-----------|-----------|-----|-------------------------|-------|-------|-------|---|--------------|------|------------|
| | | | | 1 | 2 | 3 | 4 | 5 | | | |
| 11 | 8/14/2018 | TTO - BAR | 3-1 | 26-24 | 25-22 | 28-30 | 25-22 | | 104- 98 | | |
| 12 | 8/14/2018 | BAH - SUR | 1-3 | 20-25 | 25-13 | 22-25 | 23-25 | | 90- 88 | 1:52 | 600 |

TEAM RANKING

ROUND ROBIN

| Rk | Code | Team | Matches | | | | Results Details | | | | | | Points | | | Sets | | |
|----|------|---------------------|---------|---|---|---|-----------------|-----|-----|-----|-----|-----|--------|-------|-------|------|-------|-------|
| | | | Pts | T | W | L | 3-0 | 3-1 | 3-2 | 2-3 | 1-3 | 0-3 | W | L | Ratio | W | L | Ratio |
| 1 | BAH | BAHAMAS | 14 | 4 | 3 | 1 | 1 | 1 | 1 | 1 | 0 | 0 | 405 | 386 | 1.049 | 11 | 6 | 1.833 |
| 2 | SUR | SURINAME | 13 | 4 | 3 | 1 | 1 | 1 | 0 | 1 | 0 | 383 | 376 | 1.019 | 10 | 6 | 1.667 | |
| 3 | TTO | TRINIDAD AND TOBAGO | 13 | 4 | 2 | 2 | 1 | 1 | 0 | 2 | 0 | 376 | 364 | 1.033 | 10 | 7 | 1.429 | |
| 4 | BAR | BARBADOS | 6 | 4 | 2 | 2 | 0 | 0 | 2 | 0 | 2 | 342 | 351 | 0.974 | 6 | 10 | 0.600 | |
| 5 | HAI | HAITI | 4 | 4 | 0 | 4 | 0 | 0 | 0 | 1 | 2 | 343 | 372 | 0.922 | 4 | 12 | 0.333 | |

Scoring skills

BEST PLAYERS

Non scoring skills

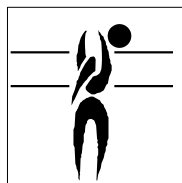
| Skill | Rk | Name | Team | Succ. % | Skill | Rk | Name | Team | Avg. by set |
|-------------------------------|----|-----------------|------|---------|------------------|----|-----------------|------|-------------|
| Spike Limit: 15.00% | 1 | SPORKSLEDE | SUR | 57.34 | Dig | 1 | CEDME PEDRO | HAI | 2.44 |
| | 2 | BREINBURG | SUR | 50.37 | | 2 | MOHAMMED | TTO | 1.43 |
| | 3 | NAARDEN GINO | SUR | 48.70 | | 3 | SPORKSLEDE | SUR | 1.15 |
| Block | 1 | HONORE MARC | TTO | 0.95 | Set | 1 | DONALD KAMERON | TTO | 7.57 |
| | 2 | HOYTE MIKHEIL | TTO | 0.90 | | 2 | FOE A MAN CASEY | SUR | 5.25 |
| | 3 | SPORKSLEDE | SUR | 0.85 | | 3 | SAUNDERS | BAH | 5.10 |
| Serve | 1 | BAYOL JEAN | HAI | 0.56 | Reception | 1 | KNOWLES | BAH | 58.33 |
| | 2 | BROWNE KYLE | BAR | 0.50 | | 2 | POINT DU JOUR | HAI | 54.12 |
| | 3 | WILLIAMS DANEIL | TTO | 0.38 | | 3 | FERGUSON JAMAAL | BAH | 50.00 |





P-5 VOLLEYBALL • Players ranking by skills

17TH CAZOVA MEN CHAMPIONSHIP 2018



Best Scorers



| Rk | No | Name | Pos. | Team | Spike | Block | Serve | Total |
|-------------------------|----|-----------------------|------|------|--------------|------------|-----------|--------------|
| 1 | 7 | SPORKSLEDE KEVEN | OS | SUR | 82 | 17 | 1 | 100 |
| 2 | 2 | WILSON PRINCTANIQUE | OS | BAH | 83 | 5 | 5 | 93 |
| 3 | 20 | NAARDEN GINO | OS | SUR | 75 | 7 | 6 | 88 |
| 4 | 9 | BREINBURG ZEFANO | OP | SUR | 68 | 12 | 6 | 86 |
| 5 | 13 | BROWNE KYLE | OS | BAR | 72 | 3 | 10 | 85 |
| 6 | 11 | BAYOL JEAN PHILLIPE | OP | HAI | 54 | 4 | 9 | 67 |
| 7 | 1 | SIMPSON SHAWN | OP | BAR | 57 | 7 | 2 | 66 |
| 8 | 9 | WILLIAMS DANEIL | OS | TTO | 53 | 3 | 8 | 64 |
| 9 | 14 | HONORE MARC | MB | TTO | 40 | 20 | 3 | 63 |
| 10 | 7 | FERGUSON II BYRON | MB | BAH | 48 | 13 | 1 | 62 |
| 11 | 18 | LEGALL BRANDON | OS | TTO | 55 | 1 | 3 | 59 |
| 12 | 3 | KNOWLES RENALDO | OS | BAH | 53 | 1 | 4 | 58 |
| 13 | 10 | HOYTE MIKHEIL | MB | TTO | 31 | 19 | 1 | 51 |
| 14 | 15 | HEPBURN SHONARI | MB | BAH | 35 | 8 | 4 | 47 |
| 15 | 5 | BUSHE AKIM | OS | TTO | 32 | 9 | 2 | 43 |
| 16 | 9 | JEAN BAPTISTE KENSKY | OS | HAI | 35 | 3 | 4 | 42 |
| 17 | 9 | STUART EUGENE | OP | BAH | 32 | 6 | 2 | 40 |
| 18 | 18 | OXLEY AKEIL | OS | BAR | 33 | 5 | 1 | 39 |
| 19 | 4 | POINT DU JOUR WISMANN | OS | HAI | 28 | 5 | 2 | 35 |
| 20 | 15 | WOOD AMUNIKI | MB | BAR | 22 | 9 | 3 | 34 |
| 21 | 10 | BERNADIN YVENS | MB | HAI | 24 | 6 | 1 | 31 |
| 22 | 14 | FLU MARC | MB | SUR | 20 | 6 | 1 | 27 |
| 23 | 11 | STEWART RYAN | OP | TTO | 16 | 4 | 6 | 26 |
| 24 | 17 | WILLIAMS AKEIL | MB | BAR | 11 | 9 | 1 | 21 |
| 25 | 6 | PINAS DAVID | OS | SUR | 12 | 6 | 0 | 18 |
| 25 | 5 | SAUNDERS JE'VAGHAN | S | BAH | 10 | 6 | 2 | 18 |
| 27 | 14 | LONDON ALAIN | S | BAR | 7 | 5 | 0 | 12 |
| 28 | 12 | JOSEPH OLANDO | MB | HAI | 5 | 5 | 0 | 10 |
| 28 | 8 | DONALD KAMERON | S | TTO | 4 | 4 | 2 | 10 |
| 30 | 6 | REGISTRE FRITZ | MB | HAI | 8 | 0 | 1 | 9 |
| 31 | 3 | CHARLES KERVENS | OP | HAI | 5 | 1 | 1 | 7 |
| 31 | 2 | TOUSSAINT CHRISTIAN | S | HAI | 4 | 2 | 1 | 7 |
| 31 | 4 | MAYERS AHKEEM | OP | BAR | 6 | 1 | 0 | 7 |
| 31 | 16 | HOLDER CHIOKE | MB | BAR | 4 | 3 | 0 | 7 |
| 35 | 5 | COTHIERE EMMANUEL | S | HAI | 1 | 4 | 1 | 6 |
| 35 | 13 | STEWART DAYNTE | OS | TTO | 4 | 0 | 2 | 6 |
| 37 | 12 | FOE A MAN CASEY | S | SUR | 1 | 3 | 1 | 5 |
| 38 | 8 | GLEZIL NEWBORN SON | OS | HAI | 2 | 2 | 0 | 4 |
| 39 | 7 | ANTOINE CLAUDE | OP | HAI | 2 | 1 | 0 | 3 |
| 39 | 10 | AKIEMBOTO ADYANTE | MB | SUR | 3 | 0 | 0 | 3 |
| 39 | 20 | JORDAN ASHAN | OS | BAR | 2 | 1 | 0 | 3 |
| 39 | 11 | SIMON TONNY | S | BAH | 2 | 1 | 0 | 3 |
| 39 | 8 | WILMOTT DONAVAN | MB | BAH | 1 | 2 | 0 | 3 |
| 44 | 8 | VLIET ANTOINE | OP | SUR | 2 | 0 | 0 | 2 |
| 45 | 11 | LO FO WONG KEVEN | S | SUR | 1 | 0 | 0 | 1 |
| 45 | 20 | DANIEL KWESI | MB | TTO | 0 | 1 | 0 | 1 |
| 47 | 1 | CEDME PEDRO | L | HAI | 0 | 0 | 0 | 0 |
| 47 | 22 | ROACH SHELDON | L | BAR | 0 | 0 | 0 | 0 |
| 47 | 1 | BRUNINGS DION | L | SUR | 0 | 0 | 0 | 0 |
| 47 | 2 | BAUMGARD EMANUEL | MB | SUR | 0 | 0 | 0 | 0 |
| Total tournament | | | | | 1,145 | 230 | 97 | 1,472 |





P-5 VOLLEYBALL • Players ranking by skills

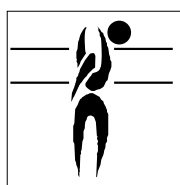
17TH CAZOVA MEN CHAMPIONSHIP 2018



Best Spikers

Limit: 15.00%

| Rk | No | Name | Pos. | Team | Spikes | Faults | Shots | Total Attempts | Succ. % |
|-------------------------|----|-----------------------|------|------|--------|--------|-------|----------------|---------|
| 1 | 7 | SPORKSLEDE KEVEN | OS | SUR | 82 | 16 | 45 | 143 | 57.34 |
| 2 | 9 | BREINBURG ZEFANO | OP | SUR | 68 | 26 | 41 | 135 | 50.37 |
| 3 | 20 | NAARDEN GINO | OS | SUR | 75 | 28 | 51 | 154 | 48.70 |
| 4 | 9 | WILLIAMS DANEIL | OS | TTO | 53 | 15 | 42 | 110 | 48.18 |
| 5 | 1 | SIMPSON SHAWN | OP | BAR | 57 | 30 | 36 | 123 | 46.34 |
| 6 | 2 | WILSON PRINCTANIQUE | OS | BAH | 83 | 51 | 50 | 184 | 45.11 |
| 7 | 4 | POINT DU JOUR WISMANN | OS | HAI | 28 | 13 | 23 | 64 | 43.75 |
| 8 | 13 | BROWNE KYLE | OS | BAR | 72 | 26 | 71 | 169 | 42.60 |
| 9 | 9 | JEAN BAPTISTE KENSKY | OS | HAI | 35 | 16 | 34 | 85 | 41.18 |
| 10 | 3 | KNOWLES RENALDO | OS | BAH | 53 | 24 | 53 | 130 | 40.77 |
| Total Tournament | | | | | 1,145 | 502 | 937 | 2,584 | 44.31 |



Best Blockers

| Rk | No | Name | Pos. | Team | Kill Blocks | Faults | Rebounds | Total Attempts | Avg. by set |
|-------------------------|----|-------------------|------|------|-------------|--------|----------|----------------|-------------|
| 1 | 14 | HONORE MARC | MB | TTO | 20 | 28 | 32 | 80 | 0.95 |
| 2 | 10 | HOYTE MIKHEIL | MB | TTO | 19 | 36 | 21 | 76 | 0.90 |
| 3 | 7 | SPORKSLEDE KEVEN | OS | SUR | 17 | 16 | 12 | 45 | 0.85 |
| 4 | 7 | FERGUSON II BYRON | MB | BAH | 13 | 28 | 34 | 75 | 0.62 |
| 5 | 9 | BREINBURG ZEFANO | OP | SUR | 12 | 15 | 13 | 40 | 0.60 |
| 6 | 17 | WILLIAMS AKEIL | MB | BAR | 9 | 12 | 18 | 39 | 0.45 |
| 7 | 15 | WOOD AMUNIKI | MB | BAR | 9 | 39 | 18 | 66 | 0.45 |
| 8 | 5 | BUSHE AKIM | OS | TTO | 9 | 13 | 16 | 38 | 0.43 |
| 9 | 10 | BERNADIN YVENS | MB | HAI | 6 | 18 | 18 | 42 | 0.38 |
| 10 | 15 | HEPBURN SHONARI | MB | BAH | 8 | 34 | 26 | 68 | 0.38 |
| Total Tournament | | | | | 230 | 528 | 459 | 1,217 | 4.69 |



Best Servers


| Rk | No | Name | Pos. | Team | Aces | Faults | Serve Hits | Total Attempts | Avg. by set |
|-------------------------|----|----------------------|------|------|------|--------|------------|----------------|-------------|
| 1 | 11 | BAYOL JEAN PHILLIPE | OP | HAI | 9 | 15 | 36 | 60 | 0.56 |
| 2 | 13 | BROWNE KYLE | OS | BAR | 10 | 9 | 81 | 100 | 0.50 |
| 3 | 9 | WILLIAMS DANEIL | OS | TTO | 8 | 7 | 44 | 59 | 0.38 |
| 4 | 9 | BREINBURG ZEFANO | OP | SUR | 6 | 14 | 53 | 73 | 0.30 |
| 5 | 20 | NAARDEN GINO | OS | SUR | 6 | 27 | 53 | 86 | 0.30 |
| 6 | 11 | STEWART RYAN | OP | TTO | 6 | 7 | 15 | 28 | 0.29 |
| 7 | 9 | JEAN BAPTISTE KENSKY | OS | HAI | 4 | 4 | 33 | 41 | 0.25 |
| 8 | 2 | WILSON PRINCTANIQUE | OS | BAH | 5 | 12 | 66 | 83 | 0.24 |
| 9 | 3 | KNOWLES RENALDO | OS | BAH | 4 | 3 | 70 | 77 | 0.19 |
| 10 | 15 | HEPBURN SHONARI | MB | BAH | 4 | 5 | 70 | 79 | 0.19 |
| Total Tournament | | | | | 97 | 281 | 1,843 | 2,221 | 1.98 |






P-5 VOLLEYBALL • Players ranking by skills

17TH CAZOVA MEN CHAMPIONSHIP 2018



Best Diggers

| Rk | No | Name | Pos. | Team | Digs | Faults | Receptions | Total Attempts | Avg. by set |
|-------------------------|----|---------------------|------|------|------------|------------|------------|----------------|-------------|
| 1 | 1 | CEDME PEDRO | L | HAI | 39 | 29 | 32 | 100 | 2.44 |
| 2 | 15 | MOHAMMED JOSHUA | L | TTO | 30 | 46 | 51 | 127 | 1.43 |
| 3 | 7 | SPORKSLEDE KEVEN | OS | SUR | 23 | 28 | 31 | 82 | 1.15 |
| 4 | 6 | FERGUSON JAMAAL | L | BAH | 24 | 39 | 43 | 106 | 1.14 |
| 5 | 3 | KNOWLES RENALDO | OS | BAH | 22 | 19 | 32 | 73 | 1.05 |
| 6 | 1 | BRUNINGS DION | L | SUR | 19 | 17 | 39 | 75 | 0.95 |
| 7 | 22 | ROACH SHELDON | L | BAR | 19 | 43 | 38 | 100 | 0.95 |
| 8 | 10 | BERNADIN YVENS | MB | HAI | 11 | 6 | 14 | 31 | 0.69 |
| 9 | 2 | WILSON PRINCTANIQUE | OS | BAH | 14 | 24 | 22 | 60 | 0.67 |
| 10 | 9 | STUART EUGENE | OP | BAH | 12 | 23 | 26 | 61 | 0.57 |
| Total Tournament | | | | | 368 | 701 | 847 | 1,916 | 7.51 |



Best Setters

| Rk | No | Name | Pos. | Team | Running Sets | Faults | Still Sets | Total Attempts | Avg. by set |
|-------------------------|----|---------------------|------|------|--------------|-----------|--------------|----------------|--------------|
| 1 | 8 | DONALD KAMERON | S | TTO | 159 | 19 | 290 | 468 | 7.57 |
| 2 | 12 | FOE A MAN CASEY | S | SUR | 105 | 17 | 255 | 377 | 5.25 |
| 3 | 5 | SAUNDERS JE'VAGHAN | S | BAH | 107 | 13 | 272 | 392 | 5.10 |
| 4 | 5 | COTHIERE EMMANUEL | S | HAI | 70 | 6 | 111 | 187 | 4.38 |
| 5 | 14 | LONDON ALAIN | S | BAR | 77 | 10 | 251 | 338 | 3.85 |
| 6 | 2 | TOUSSAINT CHRISTIAN | S | HAI | 41 | 4 | 115 | 160 | 2.56 |
| 7 | 4 | MAYERS AHKEEM | OP | BAR | 24 | 9 | 64 | 97 | 1.20 |
| 8 | 11 | SIMON TONNY | S | BAH | 23 | 1 | 51 | 75 | 1.10 |
| 9 | 11 | LO FO WONG KEVEN | S | SUR | 18 | 3 | 77 | 98 | 0.90 |
| 10 | 1 | CEDME PEDRO | L | HAI | 2 | - | 12 | 14 | 0.13 |
| Total Tournament | | | | | 635 | 99 | 1,727 | 2,461 | 12.96 |



Best Receivers

Limit: 20.00%


| Rk | No | Name | Pos. | Team | Excellents | Faults | Serve Receptions | Total Attempts | Eff. % |
|-------------------------|----|-----------------------|------|------|------------|-----------|------------------|----------------|--------------|
| 1 | 3 | KNOWLES RENALDO | OS | BAH | 80 | 3 | 49 | 132 | 58.33 |
| 2 | 4 | POINT DU JOUR WISMANN | OS | HAI | 49 | 3 | 33 | 85 | 54.12 |
| 3 | 6 | FERGUSON JAMAAL | L | BAH | 61 | 8 | 37 | 106 | 50.00 |
| 4 | 2 | WILSON PRINCTANIQUE | OS | BAH | 77 | 3 | 72 | 152 | 48.68 |
| 5 | 15 | MOHAMMED JOSHUA | L | TTO | 64 | 8 | 46 | 118 | 47.46 |
| 6 | 7 | SPORKSLEDE KEVEN | OS | SUR | 85 | 4 | 84 | 173 | 46.82 |
| 7 | 18 | OXLEY AKEIL | OS | BAR | 61 | 6 | 53 | 120 | 45.83 |
| 8 | 5 | BUSHE AKIM | OS | TTO | 91 | 4 | 100 | 195 | 44.62 |
| 9 | 13 | BROWNE KYLE | OS | BAR | 57 | 7 | 50 | 114 | 43.86 |
| 10 | 1 | CEDME PEDRO | L | HAI | 46 | 8 | 47 | 101 | 37.62 |
| Total Tournament | | | | | 918 | 96 | 925 | 1,939 | 42.39 |





P-5 VOLLEYBALL • Players ranking by skills

17TH CAZOVA MEN CHAMPIONSHIP 2018



Best Liberos

| Rk | No | Name | Pos. | Team | Excellents | Faults | In play | Total attempts | Avg. by set |
|----|----|-----------------|------|------|------------|--------|---------|----------------|-------------|
| 1 | 1 | CEDME PEDRO | L | HAI | 85 | 37 | 79 | 201 | 5.31 |
| 2 | 15 | MOHAMMED JOSHUA | L | TTO | 94 | 54 | 97 | 245 | 4.48 |
| 3 | 6 | FERGUSON JAMAAL | L | BAH | 85 | 47 | 80 | 212 | 4.05 |
| 4 | 22 | ROACH SHELDON | L | BAR | 70 | 48 | 106 | 224 | 3.50 |
| 5 | 1 | BRUNINGS DION | L | SUR | 52 | 26 | 95 | 173 | 2.60 |





P-6 VOLLEYBALL • Teams ranking by skills

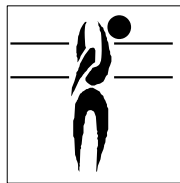
17TH CAZOVA MEN CHAMPIONSHIP 2018



Best Spikers

Limit: 15.00%

| Rk | Team | Spikes | Faults | Shots | Total Attempts | Succ. % |
|-------------------------|-------------------------|--------|--------|-------|----------------|---------|
| 1 | SUR SURINAME | 264 | 85 | 197 | 546 | 48.35 |
| 2 | BAH BAHAMAS | 264 | 121 | 197 | 582 | 45.36 |
| 3 | TTO TRINIDAD AND TOBAGO | 235 | 97 | 207 | 539 | 43.60 |
| 4 | BAR BARBADOS | 214 | 114 | 171 | 499 | 42.89 |
| 5 | HAI HAITI | 168 | 85 | 165 | 418 | 40.19 |
| Total Tournament | | 1,145 | 502 | 937 | 2,584 | 44.31 |




Best Blockers

| Rk | Team | Kill Blocks | Faults | Rebounds | Total Attempts | Avg. by set |
|-------------------------|-------------------------|-------------|--------|----------|----------------|-------------|
| 1 | TTO TRINIDAD AND TOBAGO | 61 | 125 | 107 | 293 | 2.90 |
| 2 | SUR SURINAME | 51 | 103 | 81 | 235 | 2.55 |
| 3 | BAR BARBADOS | 43 | 103 | 97 | 243 | 2.15 |
| 4 | HAI HAITI | 33 | 75 | 69 | 177 | 2.06 |
| 5 | BAH BAHAMAS | 42 | 122 | 105 | 269 | 2.00 |
| Total Tournament | | 230 | 528 | 459 | 1,217 | 4.69 |



Best Servers

| Rk | Team | Aces | Faults | Serve Hits | Total Attempts | Avg. by set |
|-------------------------|-------------------------|------|--------|------------|----------------|-------------|
| 1 | TTO TRINIDAD AND TOBAGO | 27 | 46 | 406 | 479 | 1.29 |
| 2 | HAI HAITI | 20 | 53 | 272 | 345 | 1.25 |
| 3 | BAH BAHAMAS | 18 | 56 | 412 | 486 | 0.86 |
| 4 | BAR BARBADOS | 17 | 54 | 373 | 444 | 0.85 |
| 5 | SUR SURINAME | 15 | 72 | 380 | 467 | 0.75 |
| Total Tournament | | 97 | 281 | 1,843 | 2,221 | 1.98 |



Best Diggers

| Rk | Team | Digs | Faults | Receptions | Total Attempts | Avg. by set |
|-------------------------|-------------------------|------|--------|------------|----------------|-------------|
| 1 | HAI HAITI | 79 | 127 | 141 | 347 | 4.94 |
| 2 | BAH BAHAMAS | 88 | 138 | 187 | 413 | 4.19 |
| 3 | TTO TRINIDAD AND TOBAGO | 72 | 151 | 186 | 409 | 3.43 |
| 4 | SUR SURINAME | 67 | 154 | 166 | 387 | 3.35 |
| 5 | BAR BARBADOS | 62 | 131 | 167 | 360 | 3.10 |
| Total Tournament | | 368 | 701 | 847 | 1,916 | 7.51 |





P-6 VOLLEYBALL • Teams ranking by skills

17TH CAZOVA MEN CHAMPIONSHIP 2018



Best Setters

| Rk | Team | Running Sets | Faults | Still Sets | Total Attempts | Avg. by set |
|-------------------------|-------------------------|--------------|--------|------------|----------------|-------------|
| 1 | TTO TRINIDAD AND TOBAGO | 159 | 25 | 341 | 525 | 7.57 |
| 2 | HAI HAITI | 114 | 11 | 259 | 384 | 7.13 |
| 3 | SUR SURINAME | 126 | 22 | 373 | 521 | 6.30 |
| 4 | BAH BAHAMAS | 132 | 16 | 393 | 541 | 6.29 |
| 5 | BAR BARBADOS | 104 | 25 | 361 | 490 | 5.20 |
| Total Tournament | | 635 | 99 | 1,727 | 2,461 | 12.96 |



Best Receivers

Limit: 20.00%

| Rk | Team | Excellents | Faults | Serve Receptions | Total Attempts | Eff. % |
|-------------------------|-------------------------|------------|--------|------------------|----------------|--------|
| 1 | BAH BAHAMAS | 221 | 16 | 163 | 400 | 51.25 |
| 2 | BAR BARBADOS | 185 | 20 | 184 | 389 | 42.42 |
| 3 | TTO TRINIDAD AND TOBAGO | 190 | 17 | 203 | 410 | 42.20 |
| 4 | HAI HAITI | 146 | 20 | 150 | 316 | 39.87 |
| 5 | SUR SURINAME | 176 | 23 | 225 | 424 | 36.08 |
| Total Tournament | | 918 | 96 | 925 | 1,939 | 42.39 |

