



# 2019 NORCECA Men Champions Cup

**P-3** Match players ranking



**Match: 2**    **Date: 22/08/2019**    **Spectators: 150**  
**City:** Colorado Springs, CO  
**Hall:** Olympic Training Center Sports Center 1  
**Match duration:** **Start: 19:00**    **End: 22:11**    **Total: 1:15**

Teams	Sets	1	2	3	4	5	Total
<b>USA</b>	<b>3</b>	25	25	25			75
<b>PUR</b>	<b>0</b>	13	16	15			44
<b>Duration:</b>		0:20	0:24	0:25			1:09



**USA • United States**

**Spike**

Limit: 15.00%

Rk	No	Name	Pos.	Spikes	Faults	Shots	Total Attempts	Succ. %
1	5	Kessel Cody	WS	10	0	8	18	55.56
2	12	Wieczorek David	WS	10	0	10	20	50.00
3	9	Wexter Michael	OP	7	1	11	19	36.84
-	1	Ayzenberg Joshua	L	0	0	0	0	
-	2	Hatch John	L	0	0	0	0	
-	3	Zolg Garrett	S	1	1	0	2	
-	4	Chavers Corey	WS	0	0	0	0	
-	6	Yoshimoto Matthew	S	0	0	0	0	
-	7	Amado Nicholas	MB	6	1	2	9	
-	8	Petty Gregory	WS	0	0	0	0	
-	10	Leeson Blake	MB	0	0	0	0	
-	11	Moss Ryan	OP	0	0	0	0	
-	13	August Matthew	MB	0	0	1	1	
-	14	Gasman Patrick	MB	4	3	1	8	
<b>Total Team</b>				38	6	33	77	49.35

**Block**

Rk	No	Name	Pos.	Kill Blocks	Faults	Rebounds	Total Attempts	Avg. by set
1	14	Gasman Patrick	MB	5	4	3	12	1.67
2	5	Kessel Cody	WS	2	2	2	6	0.67
3	7	Amado Nicholas	MB	1	2	2	5	0.33
	9	Wexter Michael	OP	1	2	2	5	0.33
-	1	Ayzenberg Joshua	L	0	0	0	0	
-	2	Hatch John	L	0	0	0	0	
-	3	Zolg Garrett	S	0	0	2	2	
-	4	Chavers Corey	WS	0	0	0	0	
-	6	Yoshimoto Matthew	S	0	0	0	0	
-	8	Petty Gregory	WS	0	0	0	0	
-	10	Leeson Blake	MB	0	0	0	0	
-	11	Moss Ryan	OP	0	0	0	0	
-	12	Wieczorek David	WS	0	1	3	4	
-	13	August Matthew	MB	0	1	0	1	
<b>Total Team</b>				9	12	14	35	3.00

**Serve**

Rk	No	Name	Pos.	Aces	Faults	Serve Hits	Total Attempts	Avg. by set
1	3	Zolg Garrett	S	3	1	11	15	1.00
2	5	Kessel Cody	WS	1	1	11	13	0.33
	9	Wexter Michael	OP	1	1	7	9	0.33
	14	Gasman Patrick	MB	1	4	8	13	0.33
-	1	Ayzenberg Joshua	L	0	0	0	0	
-	2	Hatch John	L	0	0	0	0	
-	4	Chavers Corey	WS	0	0	0	0	
-	6	Yoshimoto Matthew	S	0	1	1	2	
-	7	Amado Nicholas	MB	0	2	1	3	
-	8	Petty Gregory	WS	0	0	0	0	
-	10	Leeson Blake	MB	0	0	0	0	
-	11	Moss Ryan	OP	0	0	0	0	
-	12	Wieczorek David	WS	0	0	14	14	
-	13	August Matthew	MB	0	0	4	4	
<b>Total Team</b>				6	10	57	73	2.00







# 2019 NORCECA Men Champions Cup


**P-3** Match players ranking



<b>Team</b>	Total Team	22	8	30
-------------	------------	----	---	----

 <b>Dig</b>	Rk	No	Name	Pos.	Digs	Faults	Receptions	Total Attempts	Avg. by set
	1	1	Ayzenberg Joshua	L	15	2	5	22	5.00
2	5	Kessel Cody	WS	7	1	0	8	2.33	
3	12	Wieczorek David	WS	4	0	0	4	1.33	
4	7	Amado Nicholas	MB	3	0	2	5	1.00	
5	3	Zolg Garrett	S	2	1	0	3	0.67	
9	Wexter Michael	OP	2	2	1	5	0.67		
7	14	Gasman Patrick	MB	1	0	1	2	0.33	
-	2	Hatch John	L	0	0	0	0		
-	4	Chavers Corey	WS	0	0	0	0		
-	6	Yoshimoto Matthew	S	0	0	0	0		
-	8	Petty Gregory	WS	0	0	0	0		
-	10	Leeson Blake	MB	0	0	0	0		
-	11	Moss Ryan	OP	0	0	0	0		
-	13	August Matthew	MB	0	0	0	0		
<b>Total Team</b>					34	6	9	49	11.33

 <b>Set</b>	Rk	No	Name	Pos.	Running Sets	Faults	Still Sets	Total Attempts	Avg. by set
	1	3	Zolg Garrett	S	15	0	49	64	5.00
-	1	Ayzenberg Joshua	L	0	0	2	2		
-	2	Hatch John	L	0	0	0	0		
-	4	Chavers Corey	WS	0	0	0	0		
-	5	Kessel Cody	WS	0	0	0	0		
-	6	Yoshimoto Matthew	S	0	0	0	0		
-	7	Amado Nicholas	MB	0	0	0	0		
-	8	Petty Gregory	WS	0	0	0	0		
-	9	Wexter Michael	OP	0	0	1	1		
-	10	Leeson Blake	MB	0	0	0	0		
-	11	Moss Ryan	OP	0	0	0	0		
-	12	Wieczorek David	WS	0	0	3	3		
-	13	August Matthew	MB	0	0	0	0		
-	14	Gasman Patrick	MB	0	0	1	1		
<b>Total Team</b>					15	0	56	71	5.00

 <b>Reception</b>	Rk	No	Name	Pos.	Running Sets	Faults	Still Sets	Total Attempts	Eff. %
	1	5	Kessel Cody	WS	10	0	5	15	66.67
2	12	Wieczorek David	WS	7	0	6	13	53.85	
3	1	Ayzenberg Joshua	L	6	2	1	9	44.44	
-	2	Hatch John	L	0	0	0	0		
-	3	Zolg Garrett	S	0	0	0	0		
-	4	Chavers Corey	WS	0	0	0	0		
-	6	Yoshimoto Matthew	S	0	0	0	0		
-	7	Amado Nicholas	MB	0	0	0	0		
-	8	Petty Gregory	WS	0	0	0	0		
-	9	Wexter Michael	OP	0	0	0	0		
-	10	Leeson Blake	MB	0	0	0	0		
-	11	Moss Ryan	OP	0	0	0	0		
-	13	August Matthew	MB	0	0	0	0		
-	14	Gasman Patrick	MB	0	0	0	0		
<b>Total Team</b>					23	2	12	37	56.76

Limit: 20.00%





# 2019 NORCECA Men Champions Cup

[P-3] Match players ranking



PUR • Puerto Rico

**Spike**

Limit: 15.00%

Rk	No	Name	Pos.	Spikes	Faults	Shots	Total Attempts	Succ. %
1	22	Garcia Gabriel	OP	13	6	10	29	44.83
2	9	Molina Pedro	WS	5	1	7	13	38.46
3	14	Vargas Pelegrin	WS	6	4	11	21	28.57
4	1	Fernández Iván	MB	1	5	7	13	7.69
-	4	Del Valle Dennis	L	0	0	0	0	
-	5	Nieves Pedro	MB	1	2	2	5	
-	8	Nido Alvarez Roque	S	0	0	0	0	
-	19	Florentino Oscar	S	0	0	0	0	
-	20	Iglesias Pastrana Adrian	WS	0	0	0	0	
-	21	Rivera Josue	WS	0	1	0	1	
<b>Total Team</b>				26	19	37	82	31.71

**Block**

Rk	No	Name	Pos.	Kill Blocks	Faults	Rebounds	Total Attempts	Avg. by set
1	1	Fernández Iván	MB	2	0	1	3	0.67
2	5	Nieves Pedro	MB	1	1	4	6	0.33
-	4	Del Valle Dennis	L	0	0	0	0	
-	8	Nido Alvarez Roque	S	0	0	1	1	
-	9	Molina Pedro	WS	0	0	2	2	
-	14	Vargas Pelegrin	WS	0	2	0	2	
-	19	Florentino Oscar	S	0	1	0	1	
-	20	Iglesias Pastrana Adrian	WS	0	0	0	0	
-	21	Rivera Josue	WS	0	0	0	0	
-	22	Garcia Gabriel	OP	0	1	1	2	
<b>Total Team</b>				3	5	9	17	1.00

**Serve**

Rk	No	Name	Pos.	Aces	Faults	Serve Hits	Total Attempts	Avg. by set
1	9	Molina Pedro	WS	1	2	5	8	0.33
	14	Vargas Pelegrin	WS	1	1	6	8	0.33
-	1	Fernández Iván	MB	0	0	7	7	
-	4	Del Valle Dennis	L	0	0	0	0	
-	5	Nieves Pedro	MB	0	0	6	6	
-	8	Nido Alvarez Roque	S	0	0	1	1	
-	19	Florentino Oscar	S	0	1	6	7	
-	20	Iglesias Pastrana Adrian	WS	0	0	0	0	
-	21	Rivera Josue	WS	0	1	0	1	
-	22	Garcia Gabriel	OP	0	4	4	8	
<b>Total Team</b>				2	9	35	46	0.67

**Team**

Total Team		13	28		41	
------------	--	----	----	--	----	--

**Dig**

Rk	No	Name	Pos.	Digs	Faults	Receptions	Total Attempts	Avg. by set
1	22	Garcia Gabriel	OP	9	1	2	12	3.00
2	4	Del Valle Dennis	L	5	1	4	10	1.67
3	9	Molina Pedro	WS	4	1	2	7	1.33
4	1	Fernández Iván	MB	1	0	1	2	0.33
	8	Nido Alvarez Roque	S	1	0	0	1	0.33
	14	Vargas Pelegrin	WS	1	2	1	4	0.33
	19	Florentino Oscar	S	1	1	2	4	0.33
-	5	Nieves Pedro	MB	0	0	2	2	
-	20	Iglesias Pastrana Adrian	WS	0	0	0	0	
-	21	Rivera Josue	WS	0	0	0	0	
<b>Total Team</b>				22	6	14	42	7.33







# 2019 NORCECA Men Champions Cup

**P-3** Match players ranking



 <b>Set</b>	Rk	No	Name	Pos.	Running Sets	Faults	Still Sets	Total Attempts	Avg. by set
	1	19	Florentino Oscar	S	4	1	50	55	1.33
	2	8	Nido Alvarez Roque	S	1	1	11	13	0.33
		9	Molina Pedro	WS	1	0	1	2	0.33
	-	1	Fernández Iván	MB	0	0	0	0	
	-	4	Del Valle Dennis	L	0	0	7	7	
	-	5	Nieves Pedro	MB	0	0	1	1	
	-	14	Vargas Pelegrin	WS	0	0	2	2	
	-	20	Iglesias Pastrana Adrian	WS	0	0	0	0	
	-	21	Rivera Josue	WS	0	0	0	0	
-	22	Garcia Gabriel	OP	0	0	0	0		
<b>Total Team</b>					6	2	72	80	2.00

 <b>Reception</b>  Limit: 20.00%	Rk	No	Name	Pos.	Running Sets	Faults	Still Sets	Total Attempts	Eff. %
	1	4	Del Valle Dennis	L	12	0	13	25	48.00
	2	9	Molina Pedro	WS	6	2	7	15	26.67
	3	14	Vargas Pelegrin	WS	8	3	10	21	23.81
	-	1	Fernández Iván	MB	0	1	0	1	
	-	5	Nieves Pedro	MB	0	0	0	0	
	-	8	Nido Alvarez Roque	S	0	0	0	0	
	-	19	Florentino Oscar	S	0	0	0	0	
	-	20	Iglesias Pastrana Adrian	WS	0	0	0	0	
	-	21	Rivera Josue	WS	0	0	1	1	
-	22	Garcia Gabriel	OP	0	0	0	0		
<b>Total Team</b>					26	6	31	63	31.75

