



2019 NORCECA Women Champions Cup

[P-3] Match players ranking




Match: 5 **Date:** 24/08/2019 **Spectators:** 225
City: Colorado Springs, CO
Hall: Olympic Training Center Sports Center 1
Match duration: **Start:** 15:00 **End:** 16:54 **Total:** 1:54

Teams	Sets	1	2	3	4	5	Total
PUR	1	25	17	17	21		80
CAN	3	22	25	25	25		97
Duration:		0:27	0:26	0:25	0:27		1:45



PUR • Puerto Rico



Spike

Limit: 15.00%

Rk	No	Name	Pos.	Spikes	Faults	Shots	Total Attempts	Succ. %
1	17	Prieto Cerame Paulina	OP	19	8	23	50	38.00
2	9	Cruz Aurea	WS	9	3	12	24	37.50
3	7	Enright Stephanie	WS	9	3	20	32	28.13
-	4	Santos Raymariely	S	0	0	1	1	
-	8	Rojas Paola	MB	1	0	5	6	
-	12	Ortiz Neira	MB	2	2	6	10	
-	14	Valentin Natalia	S	2	0	2	4	
-	16	Collazo Genesis	OP	0	0	0	0	
-	19	Jusino Ana Sofia	MB	1	1	1	3	
-	21	Victoria Pilar Marie	WS	4	3	2	9	
-	22	Vinas Joy Adriana	L	0	0	0	0	
Total Team				47	20	72	139	33.81



Block

Rk	No	Name	Pos.	Kill Blocks	Faults	Rebounds	Total Attempts	Avg. by set
1	12	Ortiz Neira	MB	3	4	4	11	0.75
2	17	Prieto Cerame Paulina	OP	2	0	7	9	0.50
3	8	Rojas Paola	MB	1	0	5	6	0.25
-	14	Valentin Natalia	S	1	3	3	7	0.25
-	19	Jusino Ana Sofia	MB	1	2	1	4	0.25
-	4	Santos Raymariely	S	0	0	0	0	
-	7	Enright Stephanie	WS	0	2	1	3	
-	9	Cruz Aurea	WS	0	5	2	7	
-	16	Collazo Genesis	OP	0	0	0	0	
-	21	Victoria Pilar Marie	WS	0	0	0	0	
-	22	Vinas Joy Adriana	L	0	0	0	0	
Total Team				8	16	23	47	2.00



Serve

Rk	No	Name	Pos.	Aces	Faults	Serve Hits	Total Attempts	Avg. by set
1	7	Enright Stephanie	WS	1	2	12	15	0.25
-	19	Jusino Ana Sofia	MB	1	0	2	3	0.25
-	21	Victoria Pilar Marie	WS	1	0	3	4	0.25
-	4	Santos Raymariely	S	0	0	2	2	
-	8	Rojas Paola	MB	0	2	9	11	
-	9	Cruz Aurea	WS	0	2	7	9	
-	12	Ortiz Neira	MB	0	3	5	8	
-	14	Valentin Natalia	S	0	1	15	16	
-	16	Collazo Genesis	OP	0	0	4	4	
-	17	Prieto Cerame Paulina	OP	0	2	7	9	
-	22	Vinas Joy Adriana	L	0	0	0	0	
Total Team				3	12	66	81	0.75

Team

Total Team	22	32	54
------------	----	----	----








2019 NORCECA Women Champions Cup

[P-3] Match players ranking



 Dig	Rk	No	Name	Pos.	Digs	Faults	Receptions	Total Attempts	Avg. by set
	1	22	Vinas Joy Adriana	L	18	5	3	26	4.50
	2	7	Enright Stephanie	WS	11	0	1	12	2.75
	3	14	Valentin Natalia	S	10	2	8	20	2.50
	4	9	Cruz Aurea	WS	7	0	1	8	1.75
	5	17	Prieto Cerame Paulina	OP	4	3	4	11	1.00
	6	8	Rojas Paola	MB	1	0	1	2	0.25
	12	Ortiz Neira	MB	1	0	1	2	0.25	
	-	4	Santos Raymariely	S	0	1	1	2	
	-	16	Collazo Genesis	OP	0	0	1	1	
-	19	Jusino Ana Sofia	MB	0	0	0	0		
-	21	Victoria Pilar Marie	WS	0	0	2	2		
Total Team					52	11	23	86	13.00

 Set	Rk	No	Name	Pos.	Running Sets	Faults	Still Sets	Total Attempts	Avg. by set
	1	14	Valentin Natalia	S	9	2	90	101	2.25
	2	4	Santos Raymariely	S	1	0	12	13	0.25
	-	7	Enright Stephanie	WS	0	0	5	5	
	-	8	Rojas Paola	MB	0	0	3	3	
	-	9	Cruz Aurea	WS	0	0	1	1	
	-	12	Ortiz Neira	MB	0	0	1	1	
	-	16	Collazo Genesis	OP	0	0	0	0	
	-	17	Prieto Cerame Paulina	OP	0	0	0	0	
	-	19	Jusino Ana Sofia	MB	0	0	0	0	
-	21	Victoria Pilar Marie	WS	0	0	0	0		
-	22	Vinas Joy Adriana	L	0	0	10	10		
Total Team					10	2	122	134	2.50

 Reception Limit: 20.00%	Rk	No	Name	Pos.	Running Sets	Faults	Still Sets	Total Attempts	Eff. %
	1	7	Enright Stephanie	WS	26	3	25	54	42.59
	-	4	Santos Raymariely	S	0	0	0	0	
	-	8	Rojas Paola	MB	0	0	0	0	
	-	9	Cruz Aurea	WS	7	0	4	11	
	-	12	Ortiz Neira	MB	0	0	0	0	
	-	14	Valentin Natalia	S	0	0	0	0	
	-	16	Collazo Genesis	OP	0	0	0	0	
	-	17	Prieto Cerame Paulina	OP	0	0	0	0	
	-	19	Jusino Ana Sofia	MB	0	0	0	0	
-	21	Victoria Pilar Marie	WS	2	0	2	4		
-	22	Vinas Joy Adriana	L	7	1	9	17		
Total Team					42	4	40	86	44.19








2019 NORCECA Women Champions Cup

P-3 Match players ranking



 Spike Limit: 15.00%	Rk	No	Name	Pos.	Spikes	Faults	Shots	Total Attempts	Succ. %
	1	16	Joseph Shainah	OP	16	2	17	35	45.71
	2	3	Van Ryk Kiera	WS	17	11	22	50	34.00
	3	19	Howe Hilary	WS	5	3	14	22	22.73
	-	1	Bujan Cassandra	L	0	0	0	0	
	-	6	White Jazmine Ruth	OP	0	0	0	0	
	-	8	Ogoms Alicia	MB	0	0	0	0	
	-	9	Kovac Sara	WS	0	3	0	3	
	-	12	Cross Jennifer	MB	8	0	5	13	
	-	13	O'Reilly Brie	S	1	0	0	1	
	-	15	Chase Sarah	WS	0	0	0	0	
	-	17	Moncks Kristen	L	0	0	0	0	
	-	20	Perrin Alicia	MB	0	0	0	0	
	-	22	Cyr Megan	S	3	0	2	5	
	-	23	Maglio Emily	MB	8	1	5	14	
Total Team					58	20	65	143	40.56
 Block	Rk	No	Name	Pos.	Kill Blocks	Faults	Rebounds	Total Attempts	Avg. by set
	1	12	Cross Jennifer	MB	6	5	6	17	1.50
	2	22	Cyr Megan	S	2	2	5	9	0.50
		23	Maglio Emily	MB	2	7	8	17	0.50
	4	19	Howe Hilary	WS	1	3	3	7	0.25
	-	1	Bujan Cassandra	L	0	0	0	0	
	-	3	Van Ryk Kiera	WS	0	2	6	8	
	-	6	White Jazmine Ruth	OP	0	0	0	0	
	-	8	Ogoms Alicia	MB	0	0	0	0	
	-	9	Kovac Sara	WS	0	1	1	2	
	-	13	O'Reilly Brie	S	0	0	0	0	
	-	15	Chase Sarah	WS	0	0	0	0	
	-	16	Joseph Shainah	OP	0	1	3	4	
	-	17	Moncks Kristen	L	0	0	0	0	
	-	20	Perrin Alicia	MB	0	0	0	0	
Total Team					11	21	32	64	2.75
 Serve	Rk	No	Name	Pos.	Aces	Faults	Serve Hits	Total Attempts	Avg. by set
	1	3	Van Ryk Kiera	WS	2	2	20	24	0.50
	2	16	Joseph Shainah	OP	1	1	15	17	0.25
		23	Maglio Emily	MB	1	2	16	19	0.25
	-	1	Bujan Cassandra	L	0	0	0	0	
	-	6	White Jazmine Ruth	OP	0	0	0	0	
	-	8	Ogoms Alicia	MB	0	0	0	0	
	-	9	Kovac Sara	WS	0	0	1	1	
	-	12	Cross Jennifer	MB	0	0	8	8	
	-	13	O'Reilly Brie	S	0	0	1	1	
	-	15	Chase Sarah	WS	0	0	0	0	
	-	17	Moncks Kristen	L	0	0	0	0	
	-	19	Howe Hilary	WS	0	2	10	12	
	-	20	Perrin Alicia	MB	0	0	0	0	
	-	22	Cyr Megan	S	0	3	11	14	
Total Team					4	10	82	96	1.00
Team	Total Team				24	12		36	








2019 NORCECA Women Champions Cup

P-3 Match players ranking



 Dig	Rk	No	Name	Pos.	Digs	Faults	Receptions	Total Attempts	Avg. by set
	1	17	Moncks Kristen	L	21	6	4	31	5.25
	2	3	Van Ryk Kiera	WS	9	1	2	12	2.25
		16	Joseph Shainah	OP	9	1	3	13	2.25
	4	19	Howe Hilary	WS	8	3	1	12	2.00
		22	Cyr Megan	S	8	1	1	10	2.00
	6	12	Cross Jennifer	MB	5	0	0	5	1.25
		23	Maglio Emily	MB	5	2	0	7	1.25
	8	9	Kovac Sara	WS	2	0	1	3	0.50
	9	15	Chase Sarah	WS	1	0	0	1	0.25
-	1	Bujan Cassandra	L	0	0	0	0		
-	6	White Jazmine Ruth	OP	0	0	0	0		
-	8	Ogoms Alicia	MB	0	0	0	0		
-	13	O'Reilly Brie	S	0	0	0	0		
-	20	Perrin Alicia	MB	0	0	0	0		
Total Team					68	14	12	94	17.00

 Set	Rk	No	Name	Pos.	Running Sets	Faults	Still Sets	Total Attempts	Avg. by set
	1	22	Cyr Megan	S	15	0	74	89	3.75
	2	13	O'Reilly Brie	S	3	0	10	13	0.75
	-	1	Bujan Cassandra	L	0	0	0	0	
	-	3	Van Ryk Kiera	WS	0	0	4	4	
	-	6	White Jazmine Ruth	OP	0	0	0	0	
	-	8	Ogoms Alicia	MB	0	0	0	0	
	-	9	Kovac Sara	WS	0	0	0	0	
	-	12	Cross Jennifer	MB	0	0	2	2	
	-	15	Chase Sarah	WS	0	0	0	0	
-	16	Joseph Shainah	OP	0	0	4	4		
-	17	Moncks Kristen	L	0	0	13	13		
-	19	Howe Hilary	WS	0	0	0	0		
-	20	Perrin Alicia	MB	0	0	0	0		
-	23	Maglio Emily	MB	0	0	3	3		
Total Team					18	0	110	128	4.50

 Reception	Rk	No	Name	Pos.	Running Sets	Faults	Still Sets	Total Attempts	Eff. %
	1	17	Moncks Kristen	L	6	0	10	16	37.50
	2	3	Van Ryk Kiera	WS	11	1	16	28	35.71
	3	19	Howe Hilary	WS	5	2	10	17	17.65
	-	1	Bujan Cassandra	L	0	0	1	1	
	-	6	White Jazmine Ruth	OP	0	0	0	0	
	-	8	Ogoms Alicia	MB	0	0	0	0	
	-	9	Kovac Sara	WS	2	0	4	6	
	-	12	Cross Jennifer	MB	0	0	0	0	
	-	13	O'Reilly Brie	S	0	0	0	0	
-	15	Chase Sarah	WS	0	0	0	0		
-	16	Joseph Shainah	OP	0	0	0	0		
-	20	Perrin Alicia	MB	0	0	0	0		
-	22	Cyr Megan	S	0	0	0	0		
-	23	Maglio Emily	MB	0	0	1	1		
Total Team					24	3	42	69	30.43

Limit: 20.00%

